



Sustainable Development Goals Indicators for Finland

Statistical Annex of the Finnish Voluntary National Report 2025 on the Implementation of Agenda 2030



Access to statistical annex online

Inquiries:

Ville Vertanen
Jukka Hoffrén

Translation and proofreading: Mia Kokkinen
Cover design and layout: Hilikka Lehtonen

© 2025 Statistics Finland

Revised Edition

ISBN 978-952-244-749-4 (pdf)

Helsinki 2025

Foreword

The global Sustainable Development Goals (SDGs) indicator framework was agreed by the United Nations Statistical Commission in 2015. This framework, developed by a distinguished group of international statistical experts, ensures a balanced monitoring system across the 17 goals and 169 targets of the 2030 Agenda. It currently comprises 248 monitoring indicators.

The report “Sustainable Development Goals Indicators for Finland” presents monitoring data through statistics and graphics, offering a comprehensive review of Finland’s progress in achieving the Sustainable Development Goals and targets. Currently, Finnish data are available for 77.7 per cent of the global indicators, which is an excellent achievement by international standards. Statistics Finland publishes all nationally produced data in this Statistical Annex. This Statistical Annex is part of the 2025 Voluntary National Review of Finland on the implementation of the 2030 Agenda for Sustainable Development.

International UN appointed expert group develops and implements the SDG indicator framework for the follow-up and review of the goals and targets of the 2030 Agenda. This framework is refined annually and reviewed comprehensively every five years, with proposed revisions adopted by the United Nations Statistical Commission. The SDG goals and targets also emphasise enhanced support for developing countries in strengthening the statistical capacities of their national statistical offices and data systems.

National statistical institutes have a crucial role in data production, coordination, validation and quality assurance for the national SDG review. Statistics Finland has established a network and cooperation group with various government and national agencies and organisations. This national SDG data ecosystem feeds statistical data into a national reporting platform, which was first published in 2019 and is maintained and updated quarterly. The platform can be accessed at <https://stat.fi/un-indicators>

We extend our sincerest thanks to all the experts and organisations that have contributed to expanding and updating the national reporting platform and to the compilation of this “Sustainable Development Goals Indicators for Finland” report. Your excellent and successful cooperation is greatly appreciated.

Markus Sovala
Director General
Statistics Finland

Contents

Foreword	1
Agenda 2030 statistical monitoring system in Finland	3
GOAL 1 End poverty in all its forms everywhere	5
GOAL 2 End hunger, achieve food security and improved nutrition and promote sustainable agriculture	9
GOAL 3 Ensure healthy lives and promote well-being for all at all ages.....	15
GOAL 4 Ensure inclusive and equitable quality education and promote lifelong learning opportunities for all	27
GOAL 5 Achieve gender equality and empower all women and girls	34
GOAL 6 Ensure availability and sustainable management of water and sanitation for all	40
GOAL 7 Ensure access to affordable, reliable, sustainable and modern energy for all	44
GOAL 8 Promote sustained, inclusive and sustainable economic growth, full and productive employment and decent work for all	47
GOAL 9 Build resilient infrastructure, promote inclusive and sustainable industrialization and foster innovation	56
GOAL 10 Reduce inequality within and among countries.....	64
GOAL 11 Make cities and human settlements inclusive, safe, resilient and sustainable	70
GOAL 12 Ensure sustainable consumption and production patterns	77
GOAL 13 Take urgent action to combat climate change and its impacts	85
GOAL 14 Conserve and sustainably use the oceans, seas and marine resources for sustainable development.....	89
GOAL 15 Protect, restore and promote sustainable use of terrestrial ecosystems, sustainably manage forests, combat desertification, and halt and reverse land degradation and halt biodiversity loss	94
GOAL 16 Promote peaceful and inclusive societies for sustainable development, provide access to justice for all and build effective, accountable and inclusive institutions at all levels	102
GOAL 17 Strengthen the means of implementation and revitalize the Global Partnership for Sustainable Development	112

Agenda 2030 statistical monitoring system in Finland

The Finnish Sustainable Development Goals (SDGs) development project for the national compilation of SDG indicator data was carried out during 2018 by Statistics Finland, the National Statistical Office (NSO) of Finland. The project received the mandate, steering and a majority of financing from the Prime Minister's Office. The Finnish national reporting platform (NRP) of the Agenda 2030 SDG indicators was published by Statistics Finland on 12 February 2019. Today the database contains national data for 190 global indicators of the total set of 248 internationally agreed indicators, i.e. 77.7 per cent of the indicators. Most data come from domestic providers and some from databases of international organisations. The indicators' timeseries should ideally range from 1990 to the present day to enable tracking the longer-term development. In many cases, however, only data for some recent years are currently available. Some indicators are global indicators. Excluding these, data for 47 indicators are under development at the moment. The SDG indicator set is currently available in Finnish, Swedish and English.

Statistics Finland is currently in charge of the national compilation of global SDG indicators. In order to extend and update the SDG indicator data in the national reporting platform, Statistics Finland has set up and is chairing a cooperative working group. This cooperation group consists of representatives from the following organisations: the Finnish Institute for Health and Welfare, the Finnish Environment Institute, the Natural Resources Institute Finland and the Ministry for Foreign Affairs, as well as the Prime Ministers' Office. The group aims to ensure and coordinate continued development efforts of the database. In total, there is a network of over 20 institutions and organisations in Finland that provide data for the national reporting platform database.

Statistics Finland provides data for 77 indicators. The Finnish Institute for Health and Welfare provides data for 27, the Finnish Environment Institute for 26 and the Ministry for Foreign Affairs for 17. International databases from various UN organisations provide data for 10 indicators. Other data providers include such as the Natural Resources Institute Finland, the Ministry of the Environment, the Ministry of Social Affairs and Health, the Institute of Criminology and Legal Policy (Krimo) at the University of Helsinki, the Ministry of Education and Culture, the Finnish Meteorological Service, the Bank of Finland

and the Ministry of Agriculture and Forestry. In future, Statistics Finland will continue national collection, updating and publishing of SDG indicator data. Statistics Finland also reports follow-up indicator data concerning Finland in international inquiries. On the methodological side, Statistics Finland also continues to supplement existing data by exploring new data sources and proxy indicators. International development work is also carried out to complement the data sources. Future challenges include further disaggregation of the data.



GOAL 1

End poverty in all its forms everywhere

Target 1.1

By 2030, eradicate extreme poverty for all people everywhere, currently measured as people living on less than \$2.15 a day.

SDG 1.1.1

Proportion of the population living below the international poverty line: **0%**

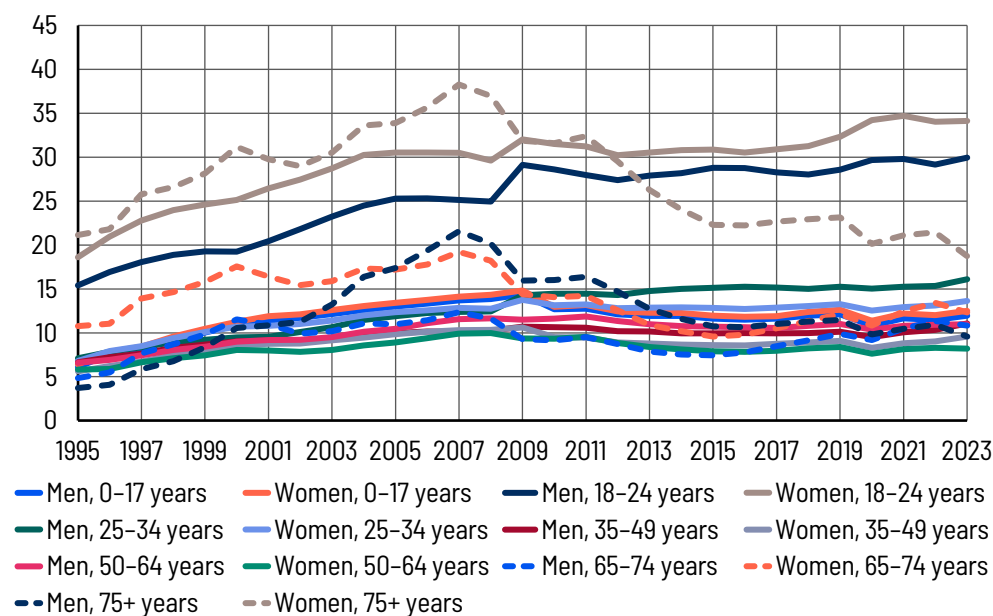
Source: Statistics Finland

Target 1.2

By 2030, reduce at least by half the proportion of men, women and children of all ages living in poverty in all its dimensions according to national definitions.

SDG 1.2.1

Proportion of population living below the national poverty line, by sex and age, %

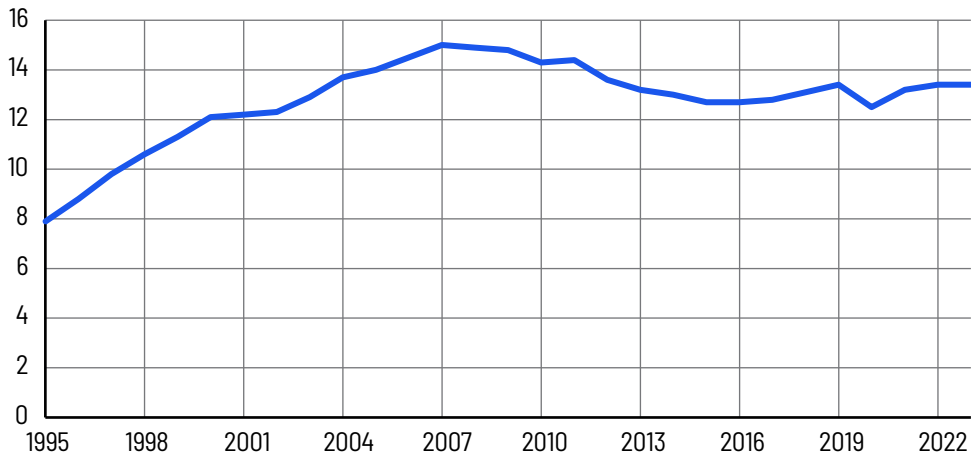


Source: Statistics Finland



SDG 1.2.2

Proportion of men, women and children of all ages living in poverty in all its dimensions according to national definitions, %



Source: Statistics Finland.

Target 1.3

Implement nationally appropriate social protection systems and measures for all, including floors, and by 2030 achieve substantial coverage of the poor and the vulnerable.

SDG 1.3.1

Proportion of population covered by social protection floors/systems: **100%**

Source: Ministry of Social Affairs and Health.

Target 1.4

By 2030, ensure that all men and women, in particular the poor and the vulnerable, have equal rights to economic resources, as well as access to basic services, ownership and control over land and other forms of property, inheritance, natural resources, appropriate new technology and financial services, including microfinance.

SDG 1.4.1

Proportion of population living in households with access to basic services, %

No data available

SDG 1.4.2

Proportion of total adult population with secure tenure rights to land, (a) with legally recognized documentation, and (b) who perceive their rights to land as secure, by sex and type of tenure: **All dimensions 100%**

Source: National Land Survey of Finland.

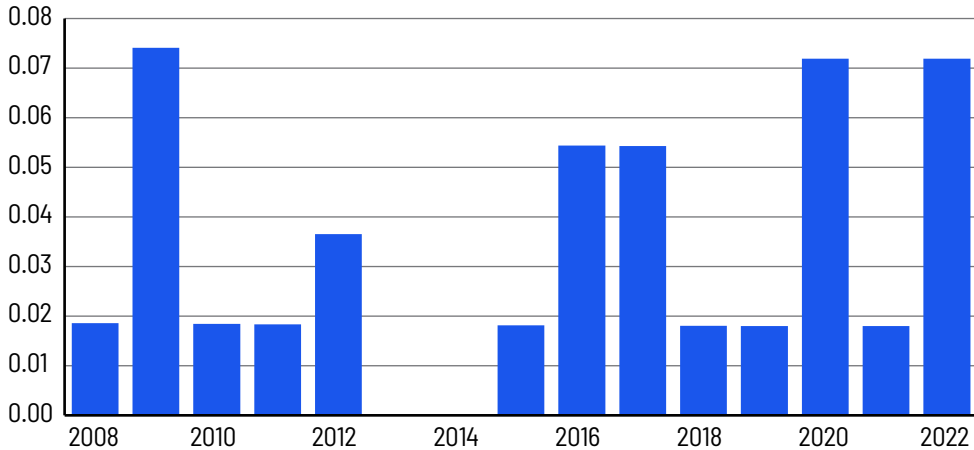


Target 1.5

By 2030, build the resilience of the poor and those in vulnerable situations and reduce their exposure and vulnerability to climate-related extreme events and other economic, social and environmental shocks and disasters.

SDG 1.5.1

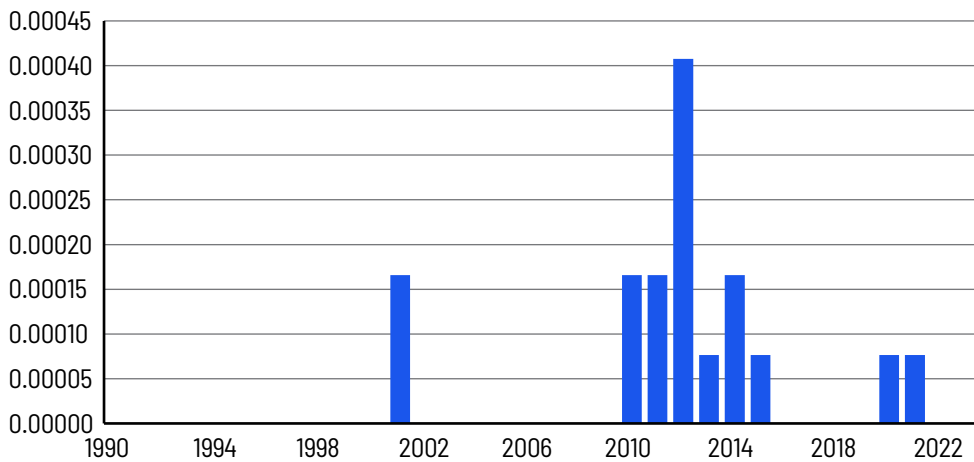
Number of deaths attributed to disasters per 100,000 population



Source: Statistics Finland.

SDG 1.5.2

Direct economic loss attributed to disasters in relation to gross domestic product (GDP), %



Source: Statistics Finland.

SDG 1.5.3

Countries that adopt and implement national disaster risk reduction strategies in line with the Sendai Framework for Disaster Risk Reduction 2015–2030:

Finland 100%

Source: Ministry of Interior.

SDG 1.5.4

Proportion of local governments that adopt and implement local disaster risk reduction strategies in line with national disaster risk reduction strategies:

Finland 100%

Source: Ministry of Interior.



Target 1.a

Ensure significant mobilization of resources from a variety of sources, including through enhanced development cooperation, in order to provide adequate and predictable means for developing countries, in particular least developed countries, to implement programmes and policies to end poverty in all its dimensions.

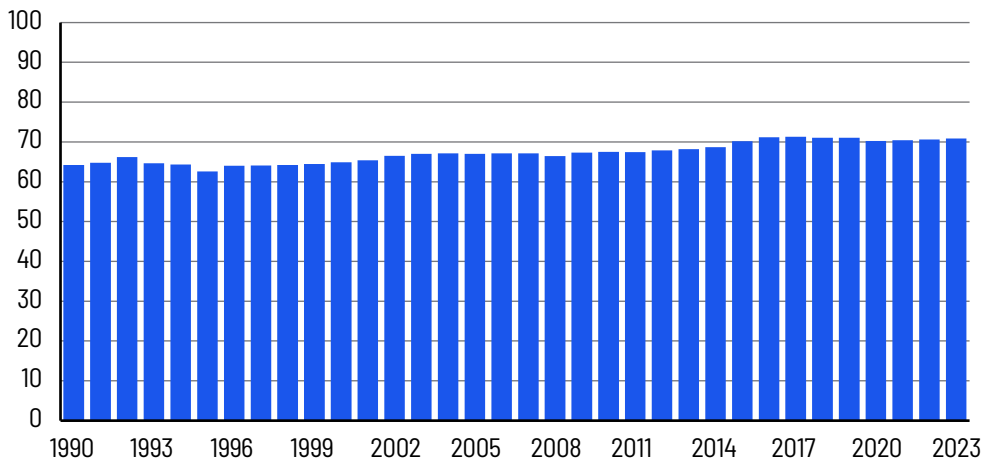
SDG 1.a.1

Total official development assistance grants from all donors that focus on poverty reduction as a share of the recipient country's gross national income:

No data available. Global indicator

SDG 1.a.2

Proportion of total government spending on essential services (education, health and social protection), %



Source: UN database.

Target 1.b

Create sound policy frameworks at the national, regional and international levels, based on pro-poor and gender-sensitive development strategies, to support accelerated investment in poverty eradication actions.

SDG 1.b.1

Pro-poor public social spending

No data available

Source: Statistics Finland.



GOAL 2

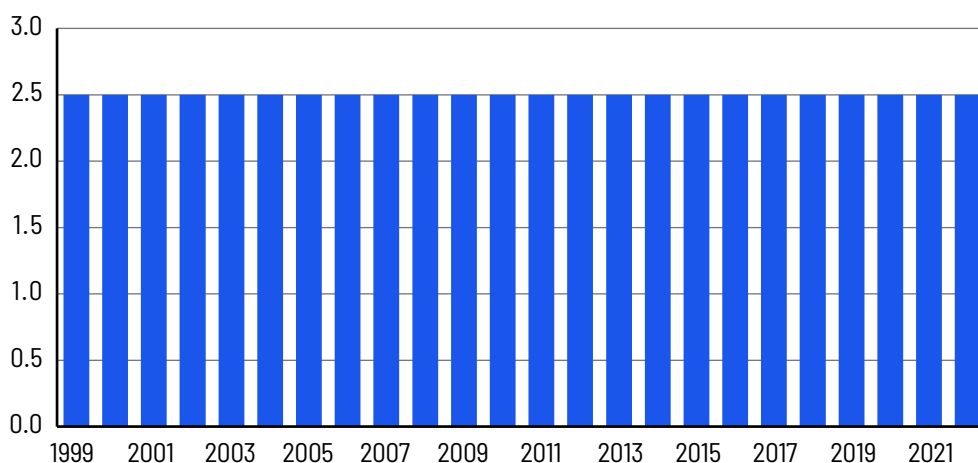
End hunger, achieve food security and improved nutrition and promote sustainable agriculture

Target 2.1

By 2030, end hunger and ensure access by all people, in particular the poor and people in vulnerable situations, including infants, to safe, nutritious and sufficient food all year round.

SDG 2.1.1

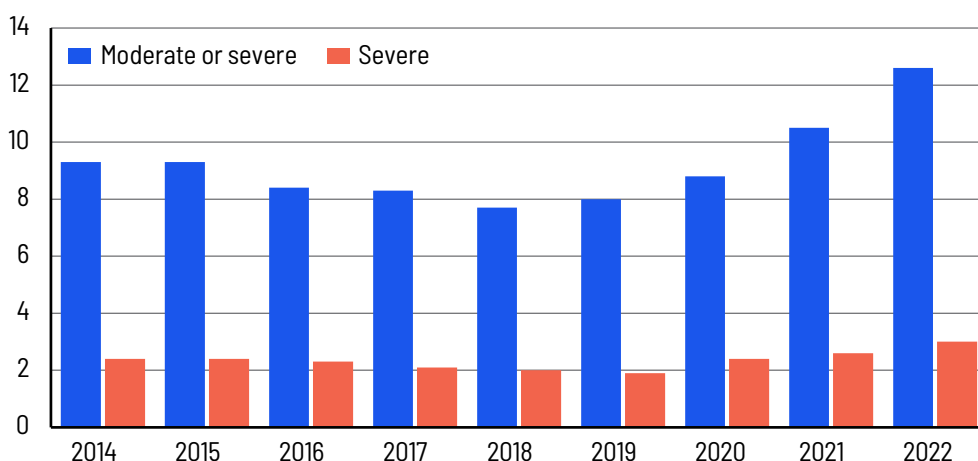
Prevalence of undernourishment, %



Source: FAO and Finnish Institute for Health and Welfare.

SDG 2.1.2

Prevalence of moderate or severe food insecurity in the population, based on the Food Insecurity Experience Scale (FIES)



Source: FAO.

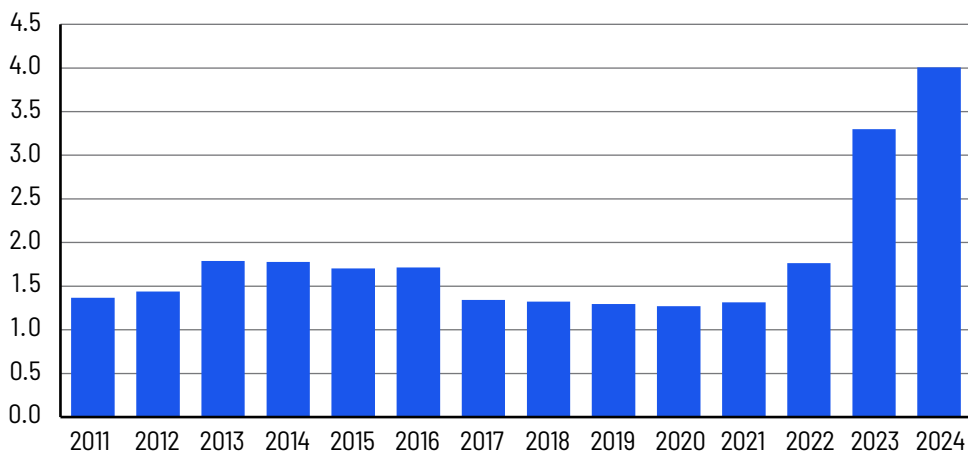


Target 2.2

By 2030, end all forms of malnutrition, including achieving, by 2025, the internationally agreed targets on stunting and wasting in children under 5 years of age, and address the nutritional needs of adolescent girls, pregnant and lactating women and older persons.

SDG 2.2.1

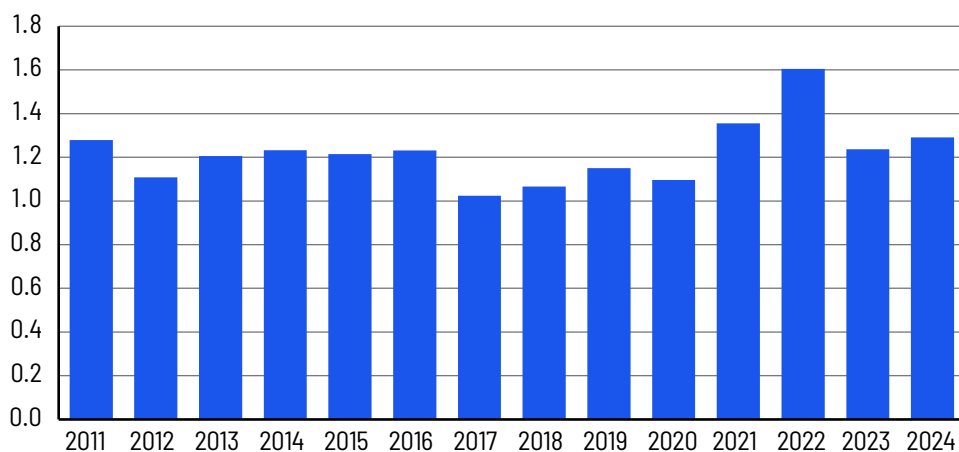
Prevalence of stunting (height for age <-2 standard deviation from the median of the World Health Organization (WHO) Child Growth Standards) among children under 5 years of age



Source: Finnish Institute for Health and Welfare.

SDG 2.2.2

Prevalence of malnutrition (weight for height $>+2$ or <-2 standard deviation from the median of the WHO Child Growth Standards) among children under 5 years of age (wasting and overweight)



Source: Finnish Institute for Health and Welfare.

SDG 2.2.3

Prevalence of anemia in women aged 15 to 49 years, by pregnancy status (percentage)

No data available

Source: Finnish Institute for Health and Welfare.

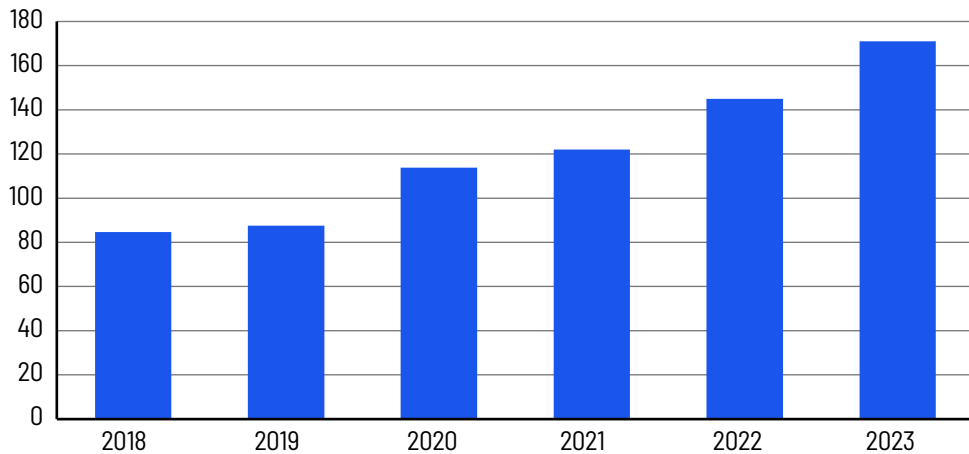


Target 2.3

By 2030, double the agricultural productivity and incomes of small-scale food producers, in particular women, indigenous peoples, family farmers, pastoralists and fishers, including through secure and equal access to land, other productive resources and inputs, knowledge, financial services, markets and opportunities for value addition and non-farm employment.

SDG 2.3.1

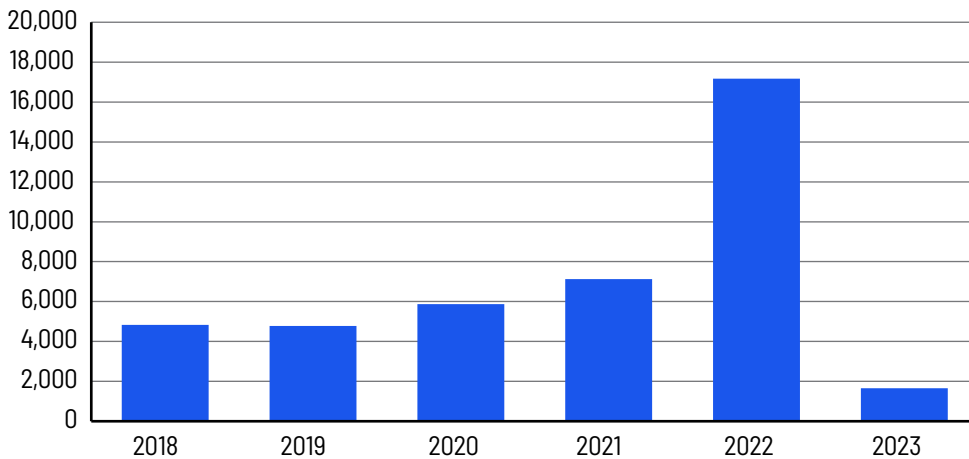
Volume of production per labour unit of small-scale food producers



Source: Natural Resources Institute Finland.

SDG 2.3.2

Average income of small-scale food producers, euros



Source: Natural Resources Institute Finland.

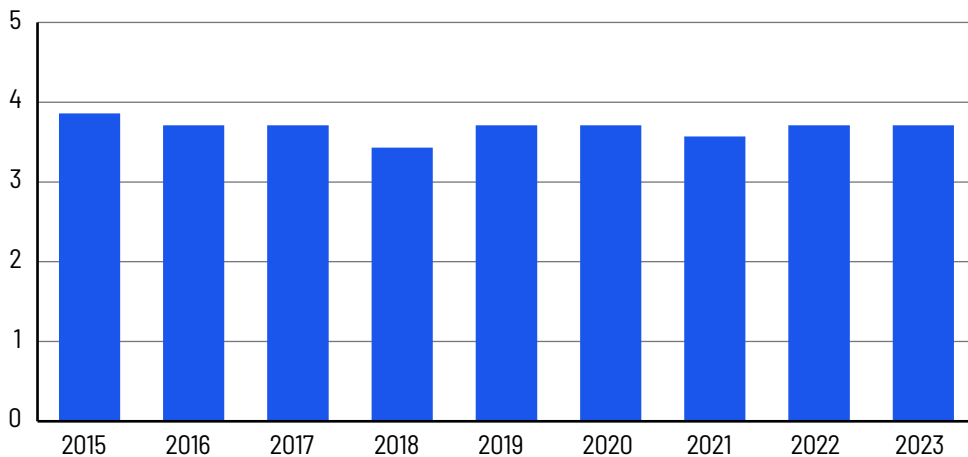


Target 2.4

By 2030, ensure sustainable food production systems and implement resilient agricultural practices that increase productivity and production, that help maintain ecosystems, that strengthen capacity for adaptation to climate change, extreme weather, drought, flooding and other disasters and that progressively improve land and soil quality.

SDG 2.4.1

Progress toward productive and sustainable agriculture, current status score (1-5)



Source: Natural Resources Institute Finland.

Target 2.5

By 2020, maintain the genetic diversity of seeds, cultivated plants and farmed and domesticated animals and their related wild species, including through soundly managed and diversified seed and plant banks at the national, regional and international levels, and promote access to and fair and equitable sharing of benefits arising from the utilization of genetic resources and associated traditional knowledge, as internationally agreed.

SDG 2.5.1

Number of (a) plant and (b) animal genetic resources for food and agriculture secured in either medium- or long-term conservation facilities

	2000	2005	2010	2012	2014	2016	2017	2018	2019	2020	2021	2022	2023	2024
Plant genetic resources	939	990	1,050	1,076	1,083	655	656	703	694	713	728	721	723	..
Animal Genetic resources	0	0	0	0	0	0	0	0	1	1	1	1	1	1

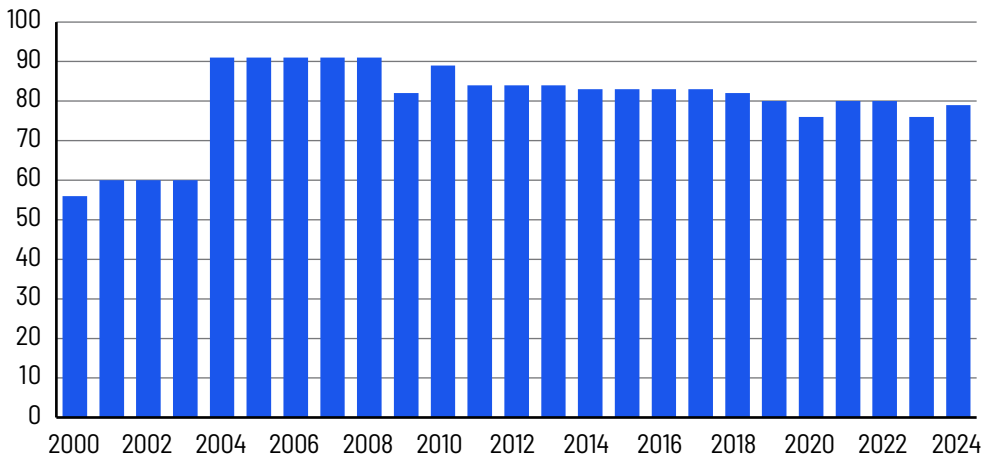
.. = data not available.

Source: Natural Resources Institute Finland.



SDG 2.5.2

Proportion of local breeds classified as being at risk of extinction, %



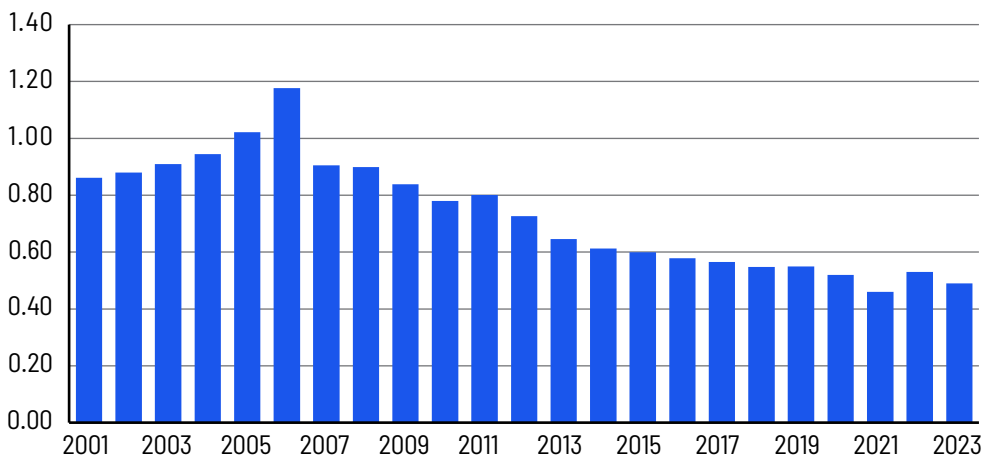
Source: Natural Resources Institute Finland.

Target 2.a

Increase investment, including through enhanced international cooperation, in rural infrastructure, agricultural research and extension services, technology development and plant and livestock gene banks in order to enhance agricultural productive capacity in developing countries, in particular least developed countries.

SDG 2.a.1

The agriculture orientation index for government expenditures

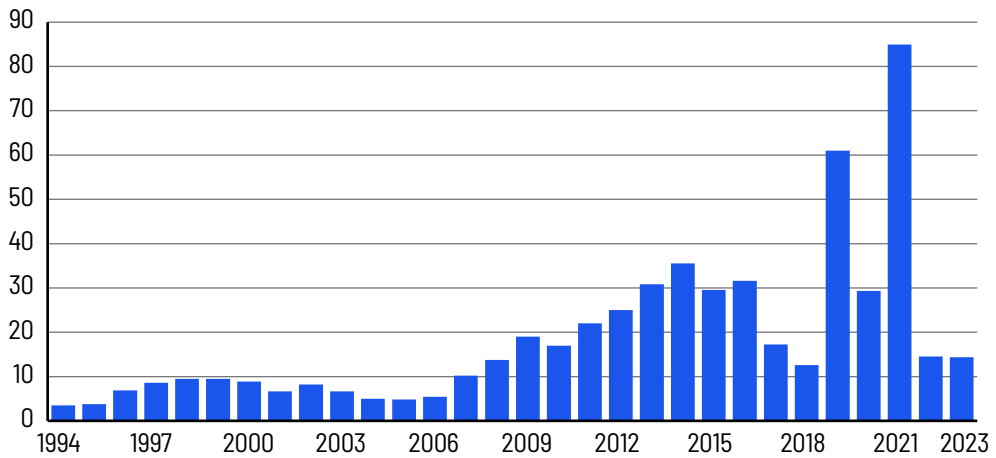


Source: Natural Resources Institute Finland.



SDG 2.a.2

Total official flows (official development assistance plus other official flows) to the agriculture sector, million euros



Source: Ministry for Foreign Affairs.

Target 2.b

Correct and prevent trade restrictions and distortions in world agricultural markets, including through the parallel elimination of all forms of agricultural export subsidies and all export measures with equivalent effect, in accordance with the mandate of the Doha Development Round.

SDG 2.b.1

Agricultural export subsidies

There have been no agriculture export subsidies in use since Finland joined European Union in 1995.

Source: Statistics Finland.

Target 2.c

Adopt measures to ensure the proper functioning of food commodity markets and their derivatives and facilitate timely access to market information, including on food reserves, in order to help limit extreme food price volatility.

SDG 2.c.1

Indicator of food price anomalies

No data available

Source: Statistics Finland.

GOAL 3

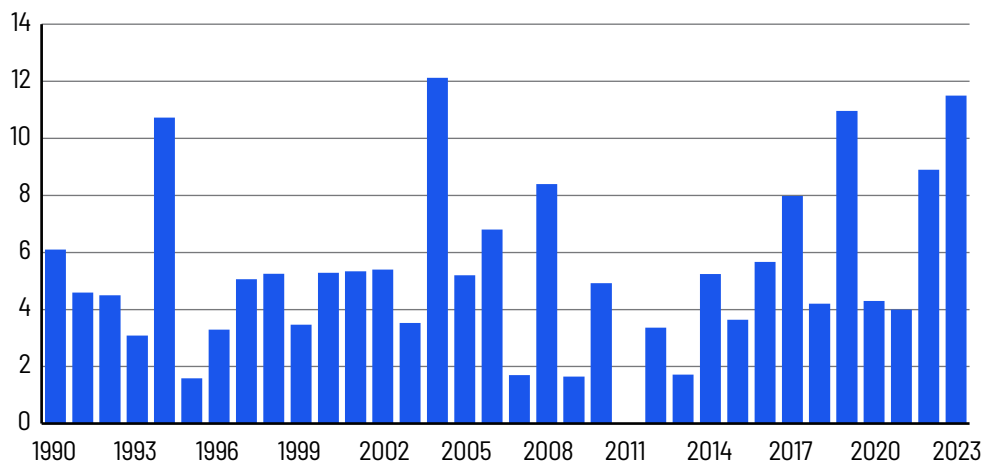
Ensure healthy lives and promote well-being for all at all ages

Target 3.1

By 2030, reduce the global maternal mortality ratio to less than 70 per 100,000 live births.

SDG 3.1.1

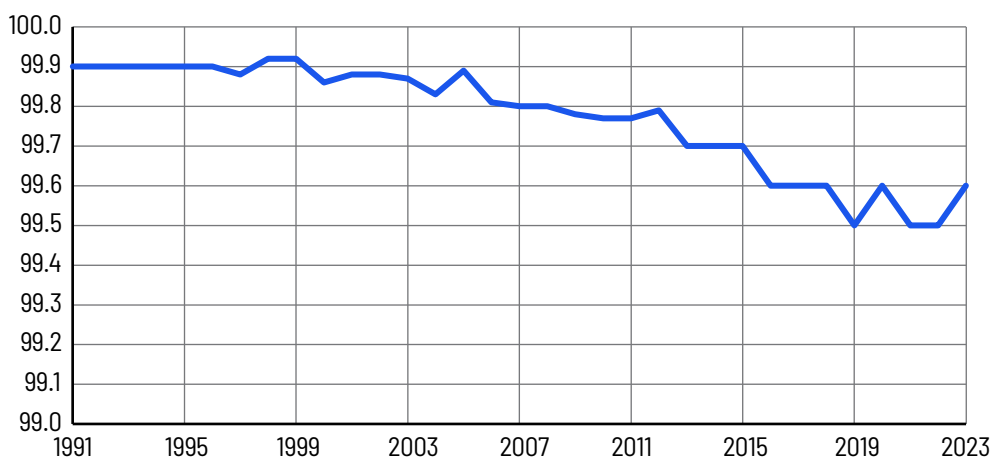
Maternal mortality ratio



Source: Statistics Finland.

SDG 3.1.2

Proportion of births attended by skilled health personnel, %



Source: Finnish Institute for Health and Welfare.

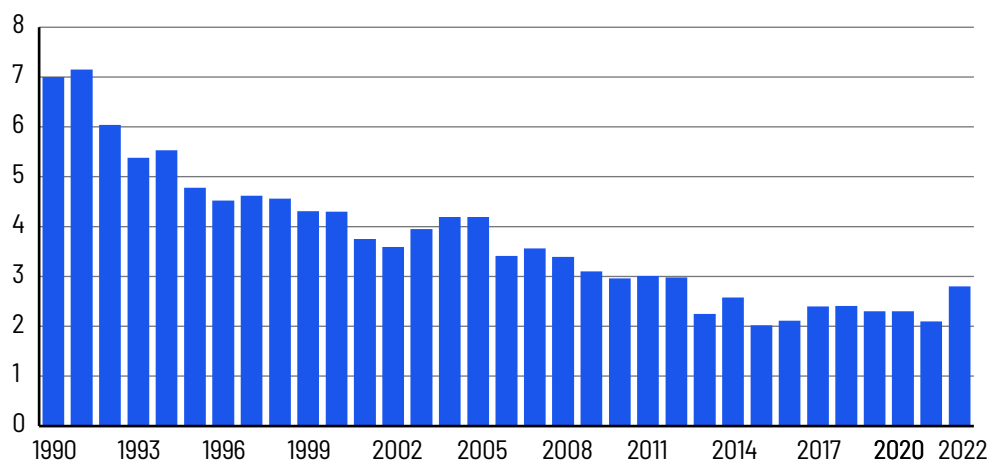


Target 3.2

By 2030, end preventable deaths of newborns and children under 5 years of age, with all countries aiming to reduce neonatal mortality to at least as low as 12 per 1,000 live births and under-5 mortality to at least as low as 25 per 1,000 live births.

SDG 3.2.1

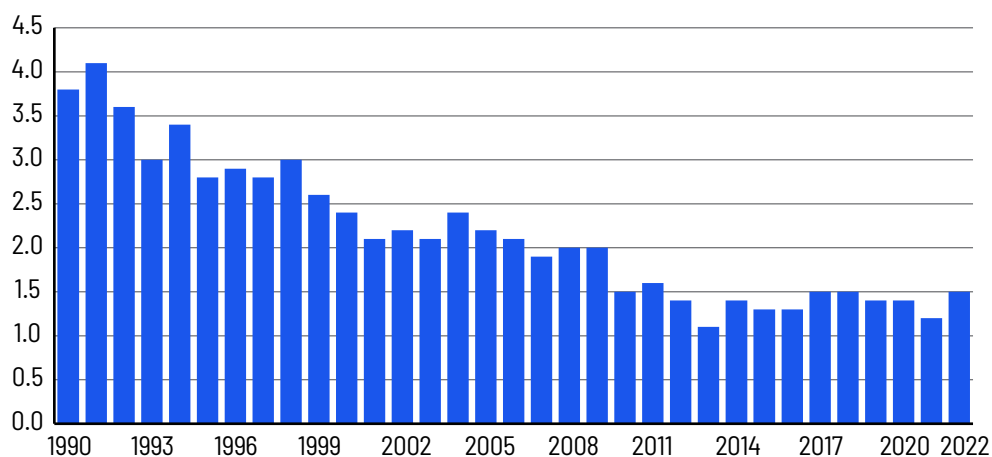
Under-5 mortality rate



Source: Finnish Institute for Health and Welfare.

SDG 3.2.2

Neonatal mortality rate



Source: Finnish Institute for Health and Welfare.

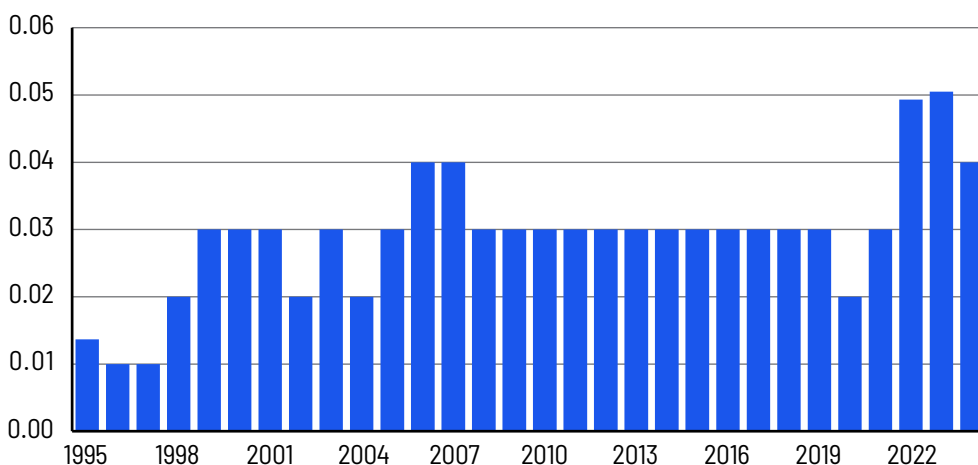


Target 3.3

By 2030, end the epidemics of AIDS, tuberculosis, malaria and neglected tropical diseases and combat hepatitis, water-borne diseases and other communicable diseases.

SDG 3.3.1

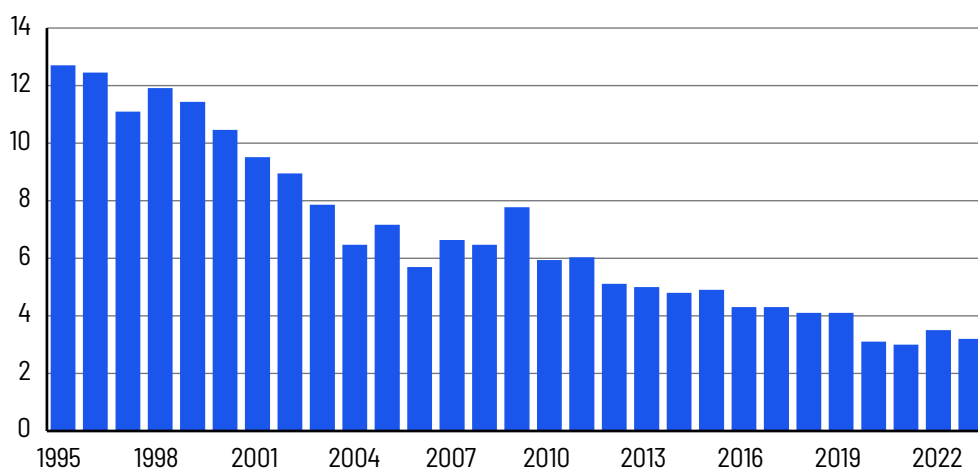
Number of new HIV infections per 1,000 uninfected population



Source: Finnish Institute for Health and Welfare.

SDG 3.3.2

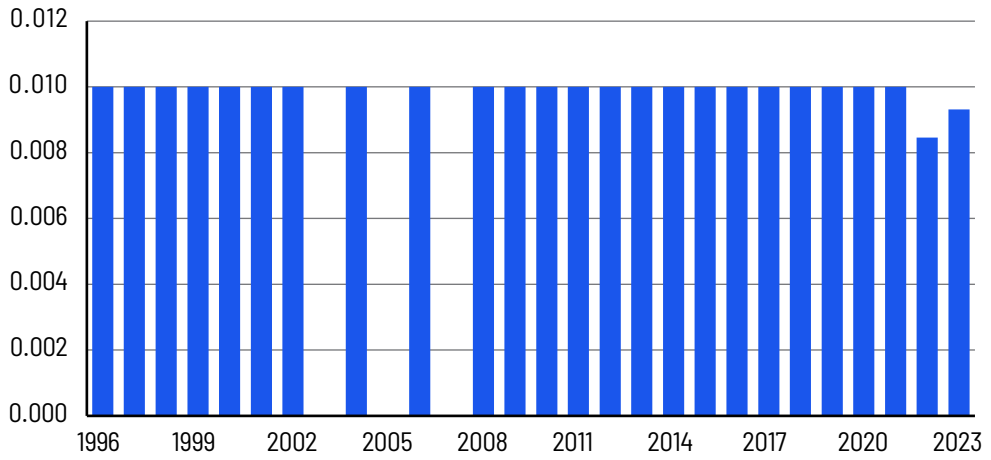
Tuberculosis incidence per 100,000 population



Source: Finnish Institute for Health and Welfare.

SDG 3.3.3

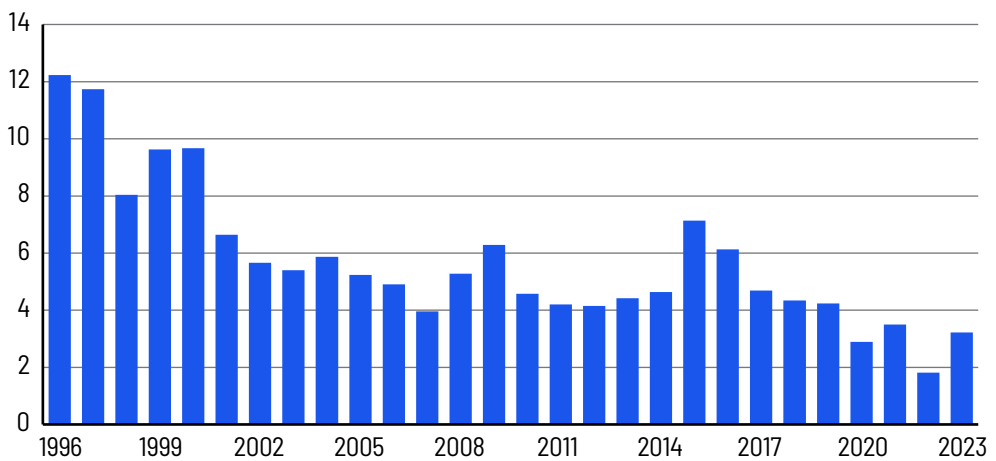
Malaria incidence per 1,000 population



Source: Finnish Institute for Health and Welfare.

SDG 3.3.4

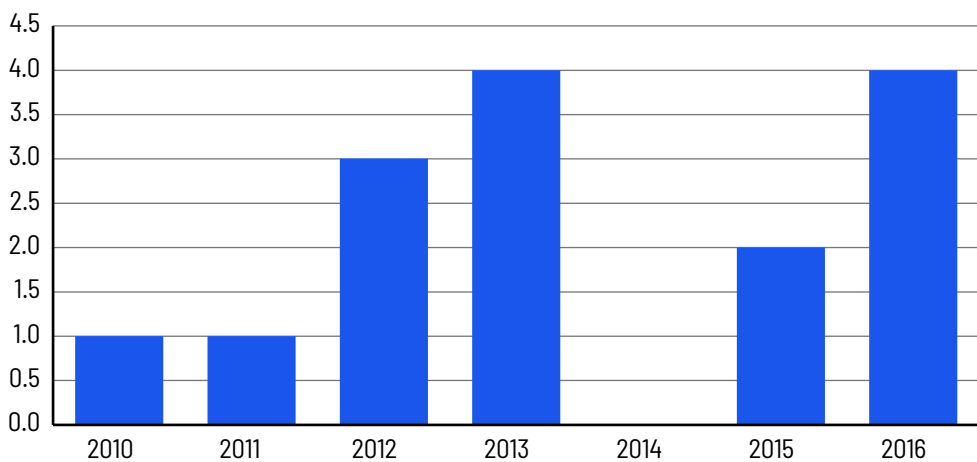
Hepatitis B incidence per 100,000 population



Source: Finnish Institute for Health and Welfare.

SDG 3.3.5

Number of people requiring interventions against neglected tropical diseases



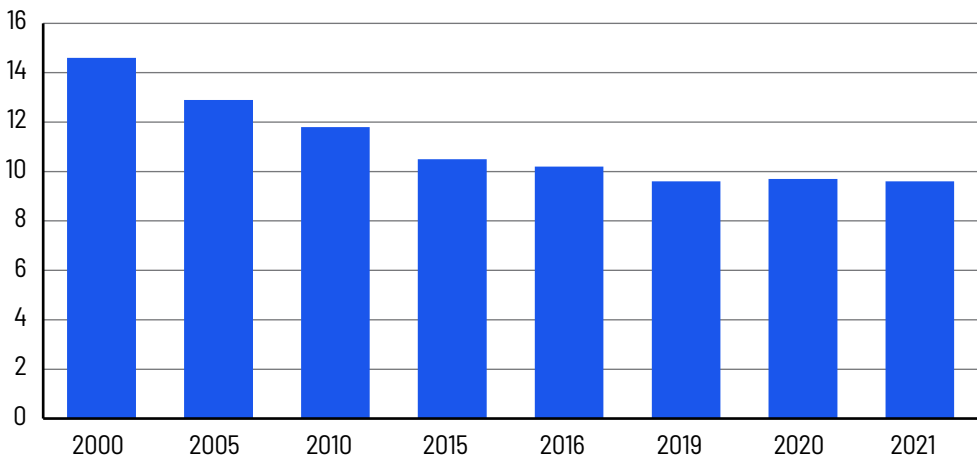
Source: Finnish Institute for Health and Welfare.

Target 3.4

By 2030, reduce by one third premature mortality from non-communicable diseases through prevention and treatment and promote mental health and well-being.

SDG 3.4.1

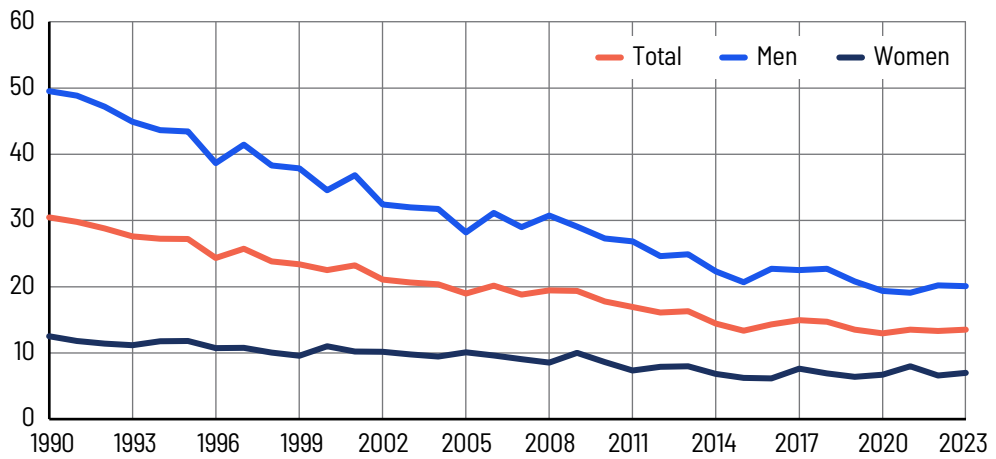
Mortality rate attributed to cardiovascular disease, cancer, diabetes or chronic respiratory disease



Source: Finnish Institute for Health and Welfare.

SDG 3.4.2

Suicide mortality rate



Source: Statistics Finland.

Target 3.5

Strengthen the prevention and treatment of substance abuse, including narcotic drug abuse and harmful use of alcohol.

SDG 3.5.1

Coverage of treatment interventions (pharmacological, psychosocial and rehabilitation and aftercare services) for substance use disorders:

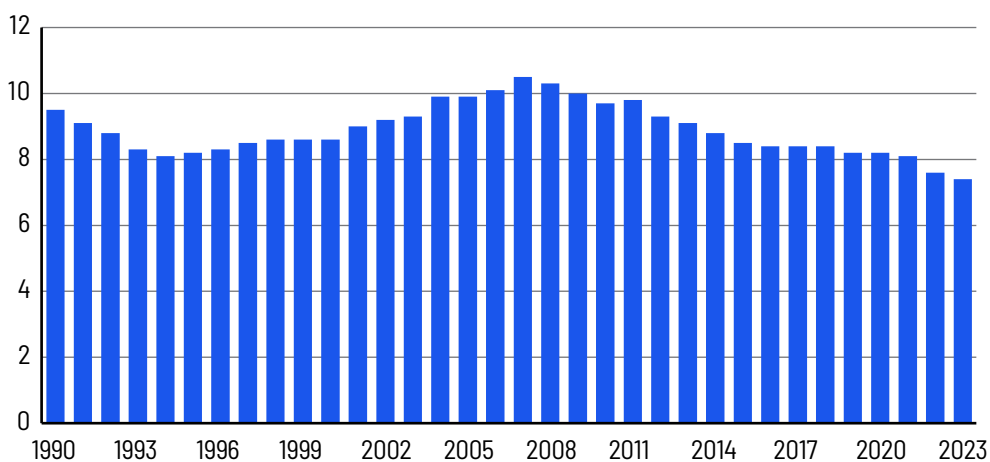
3,21% in 2019

Source: Finnish Institute for Health and Welfare.



SDG 3.5.2

Alcohol per capita consumption (aged 15 years and older) within a calendar year in litres of pure alcohol



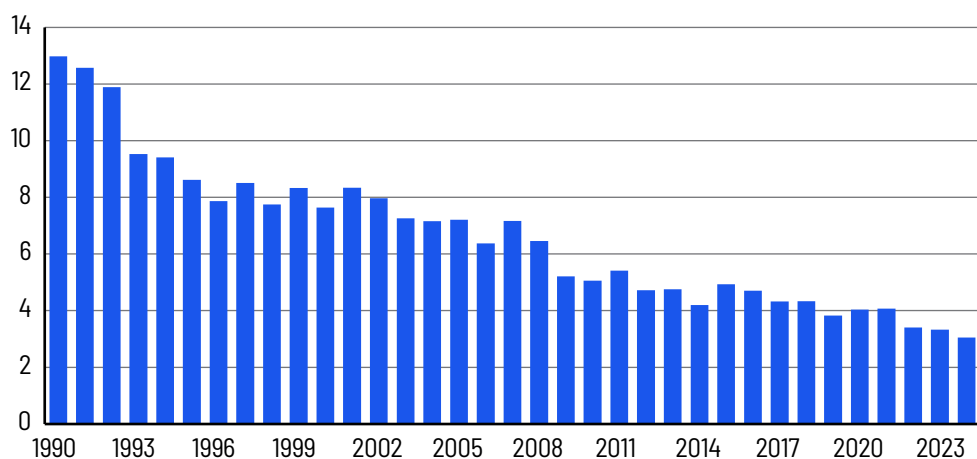
Source: Finnish Institute for Health and Welfare.

Target 3.6

By 2020, halve the number of global deaths and injuries from road traffic accidents.

SDG 3.6.1

Death rate due to road traffic injuries



Source: Statistics Finland.

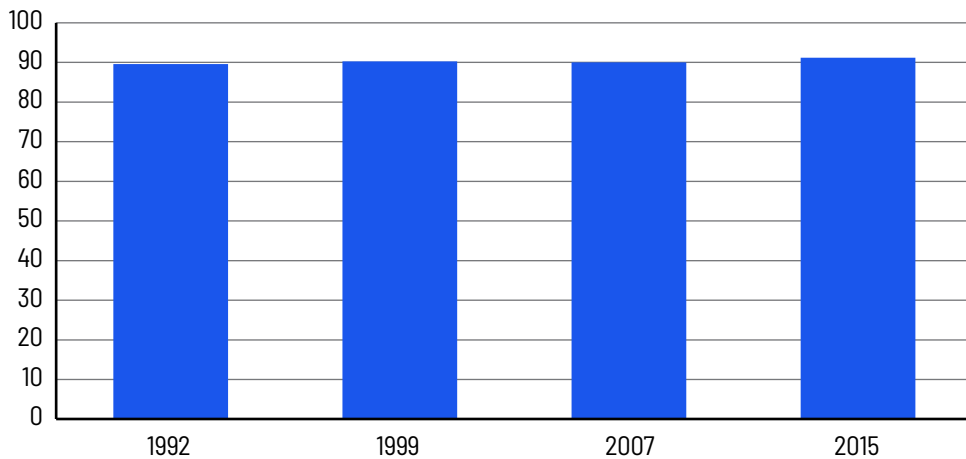


Target 3.7

By 2030, ensure universal access to sexual and reproductive health-care services, including for family planning, information and education, and the integration of reproductive health into national strategies and programmes.

SDG 3.7.1

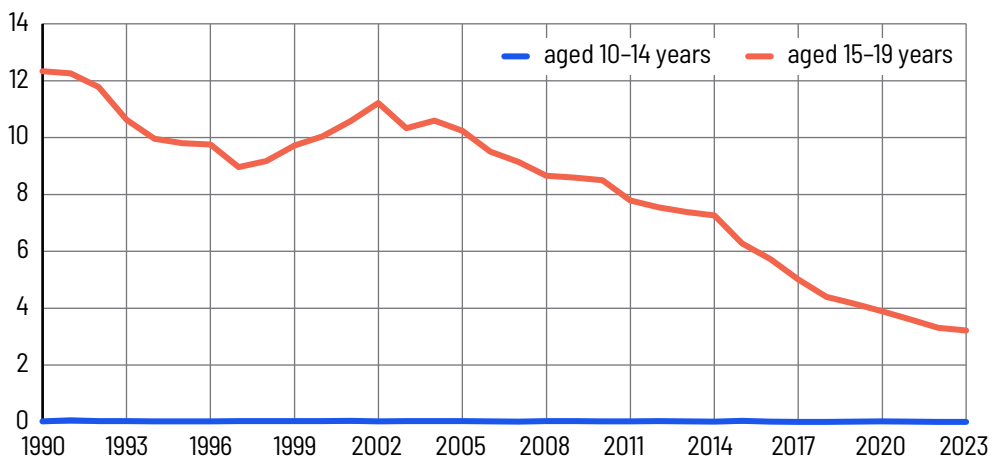
Proportion of women of reproductive age (aged 15–49 years) who have their need for family planning satisfied with modern methods, %



Source: Finnish Institute for Health and Welfare.

SDG 3.7.2

Adolescent birth rate (aged 10–14 years; aged 15–19 years) per 1,000 women in that age group



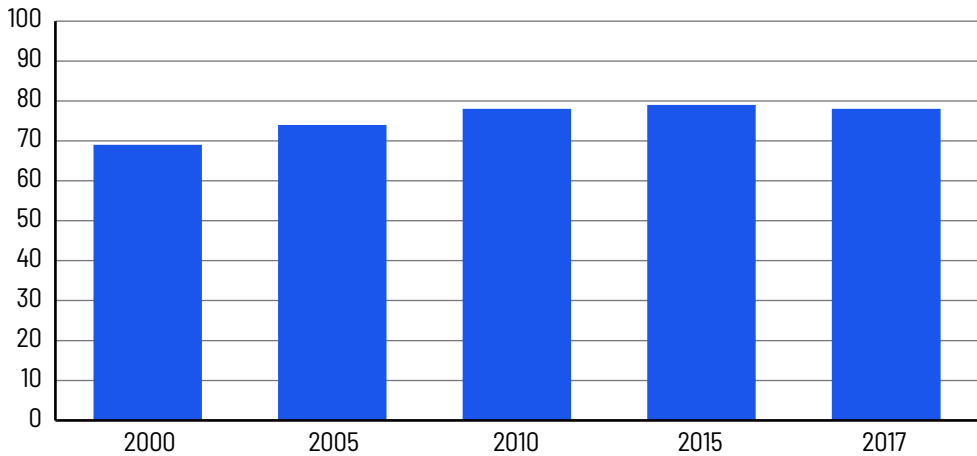
Source: Finnish Institute for Health and Welfare.

Target 3.8

Achieve universal health coverage, including financial risk protection, access to quality essential health-care services and access to safe, effective, quality and affordable essential medicines and vaccines for all.

SDG 3.8.1

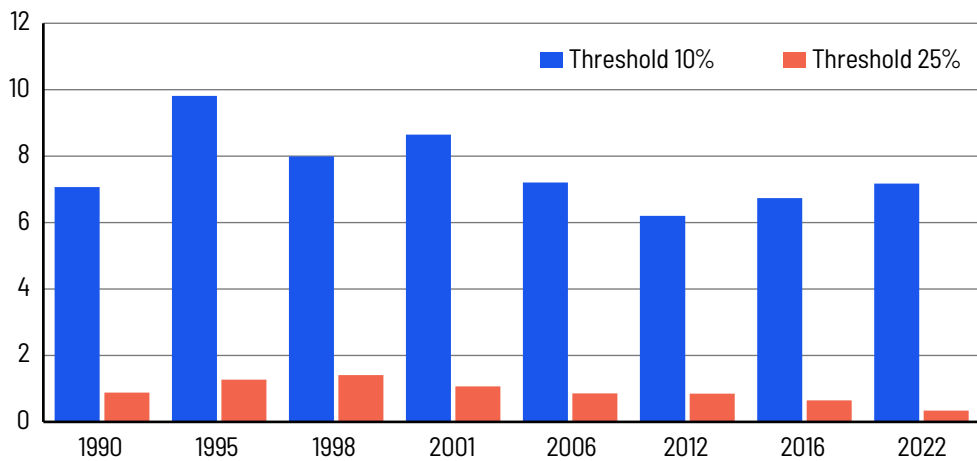
Coverage of essential health services, %



Source: Finnish Institute for Health and Welfare.

SDG 3.8.2

Proportion of population with large household expenditures on health as a share of total household expenditure or income



Source: Statistics Finland.

Target 3.9

By 2030, substantially reduce the number of deaths and illnesses from hazardous chemicals and air, water and soil pollution and contamination.

SDG 3.9.1

Mortality rate attributed to household and ambient air pollution:

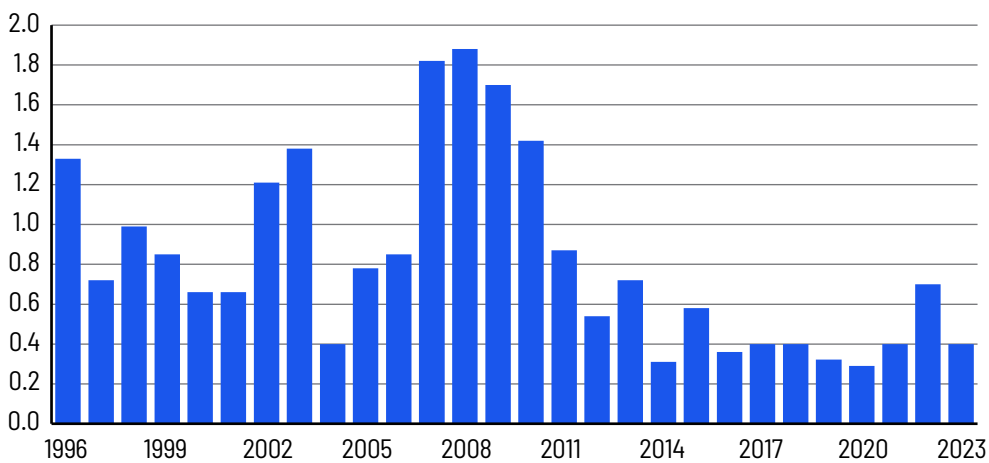
No data available

Source: Statistics Finland.



SDG 3.9.2

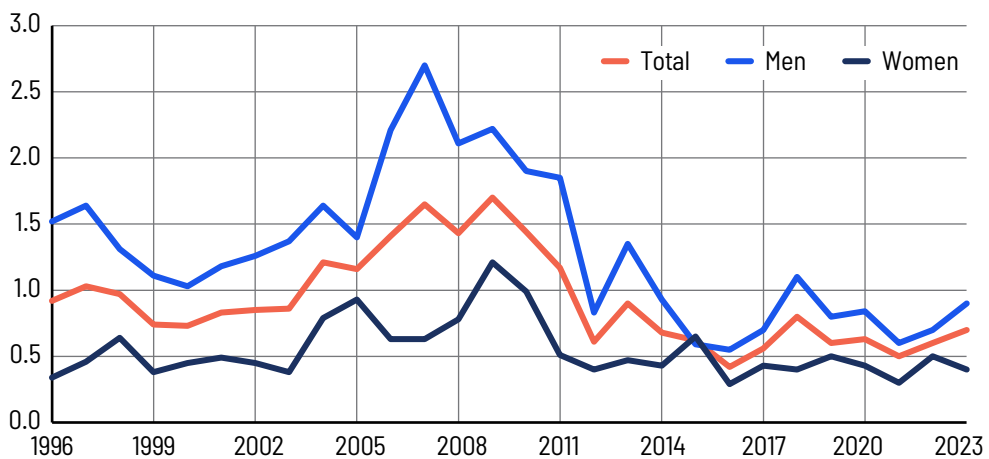
Mortality rate attributed to unsafe water, unsafe sanitation and lack of hygiene (exposure to unsafe Water, Sanitation and Hygiene for All (WASH) services)



Source: Statistics Finland.

SDG 3.9.3

Mortality rate attributed to unintentional poisoning



Source: Statistics Finland.

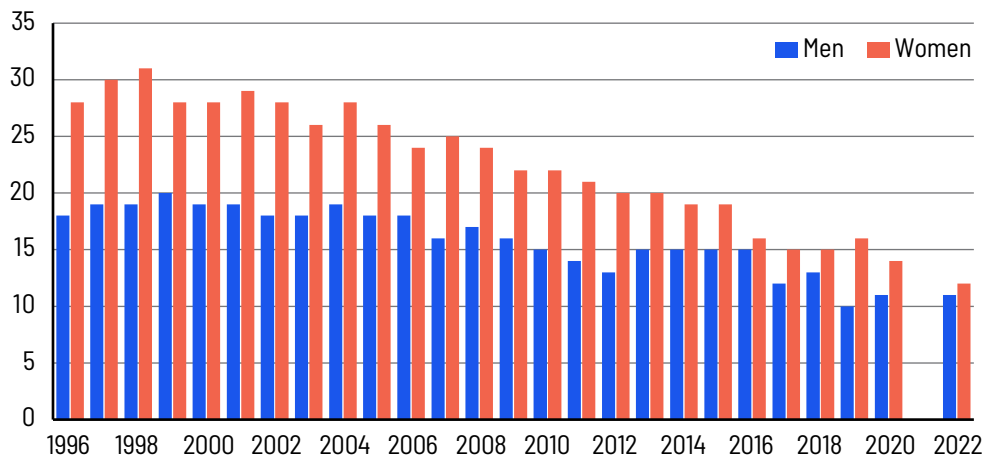


Target 3.a

Strengthen the implementation of the World Health Organization Framework Convention on Tobacco Control in all countries, as appropriate.

SDG 3.a.1

Age-standardized prevalence of current tobacco use among persons aged 15 years and older



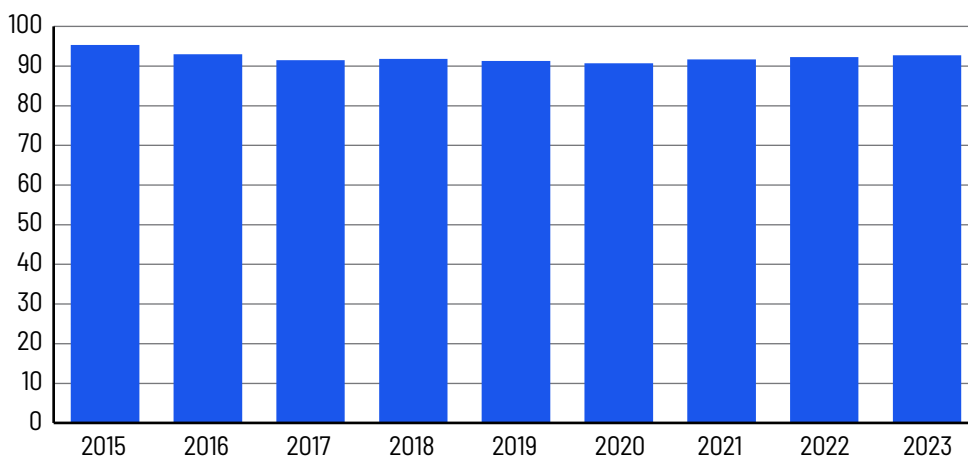
Source: Finnish Institute for Health and Welfare.

Target 3.b

Support the research and development of vaccines and medicines for the communicable and non-communicable diseases that primarily affect developing countries, provide access to affordable essential medicines and vaccines, in accordance with the Doha Declaration on the TRIPS Agreement and Public Health, which affirms the right of developing countries to use to the full the provisions in the Agreement on Trade-Related Aspects of Intellectual Property Rights regarding flexibilities to protect public health, and, in particular, provide access to medicines for all.

SDG 3.b.1

Proportion of the target population covered by all vaccines included in their national programme, %

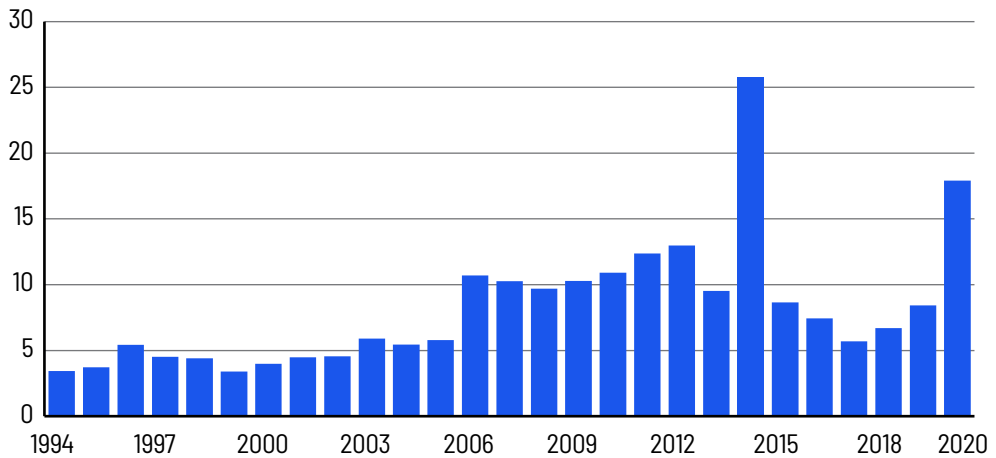


Source: Finnish Institute for Health and Welfare.



SDG 3.b.2

Total net official development assistance to medical research and basic health sectors, million euros



Source: Ministry for Foreign Affairs.

SDG 3.b.3

Proportion of health facilities that have a core set of relevant essential medicines available and affordable on a sustainable basis: **100%**

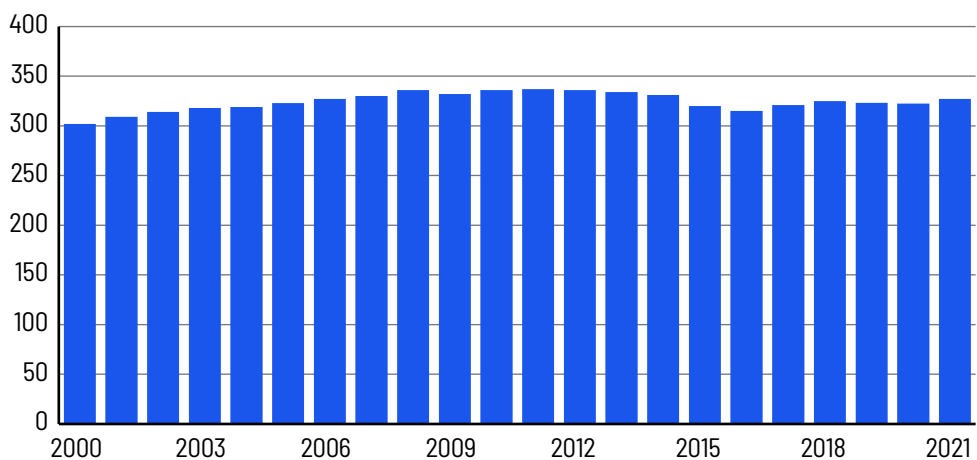
Source: Finnish Institute for Health and Welfare.

Target 3.c

Substantially increase health financing and the recruitment, development, training and retention of the health workforce in developing countries, especially in least developed countries and small island developing State.

SDG 3.c.1

Health worker density and distribution (per 1,000 inhabitants)



Source: Finnish Institute for Health and Welfare.

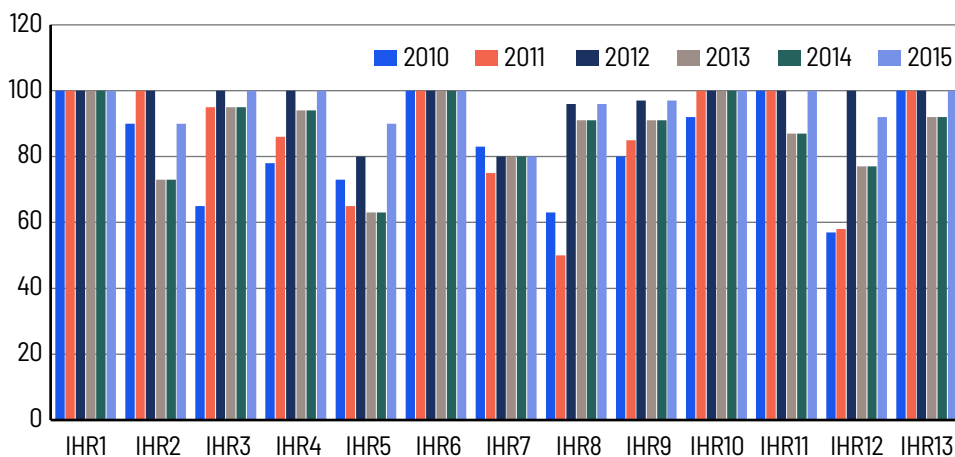


Target 3.d

Strengthen the capacity of all countries, in particular developing countries, for early warning, risk reduction and management of national and global health risks.

SDG 3.d.1

International Health Regulations (IHR) capacity and health emergency preparedness



Source: Finnish Institute for Health and Welfare.

SDG 3.d.2

Percentage of bloodstream infections due to selected antimicrobial-resistant organisms:

No data available

Source: Finnish Institute for Health and Welfare.



GOAL 4

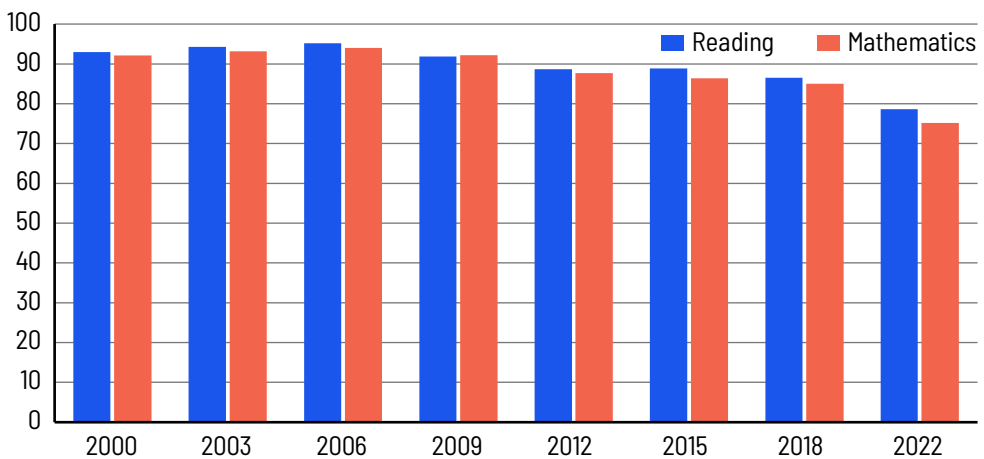
Ensure inclusive and equitable quality education and promote lifelong learning opportunities for all

Target 4.1

By 2030, ensure that all girls and boys complete free, equitable and quality primary and secondary education leading to relevant and effective learning outcomes.

SDG 4.1.1

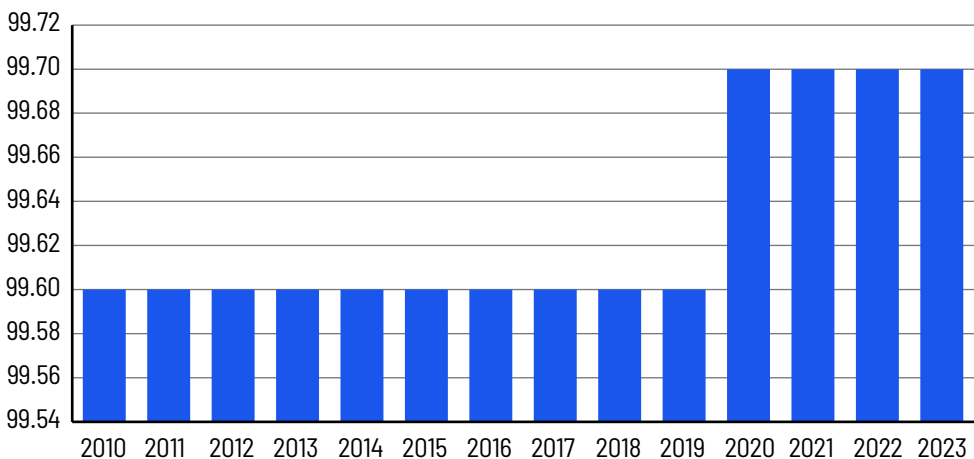
Proportion of children and young people at the end of lower secondary achieving at least a minimum proficiency level in (i) reading and (ii) mathematics



Source: Statistics Finland

SDG 4.1.2.a

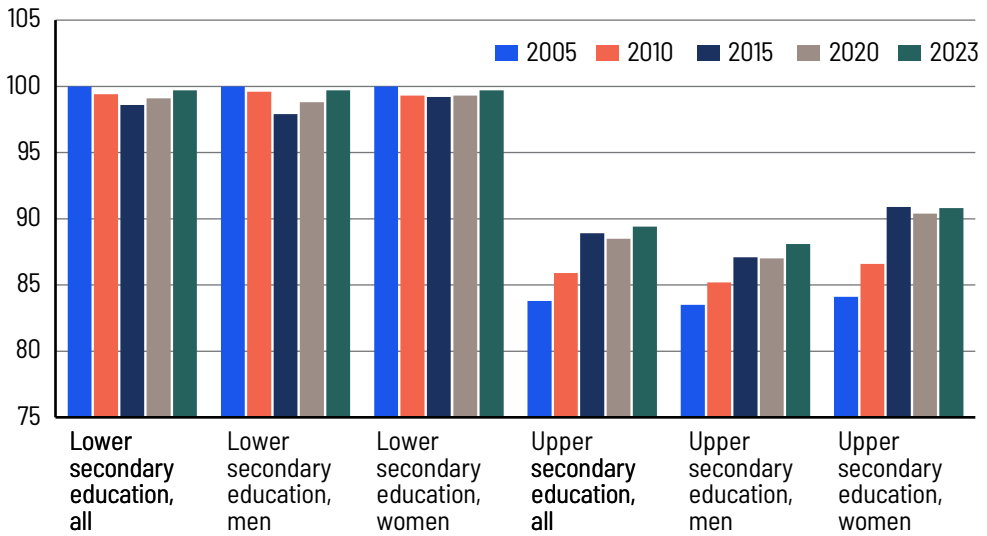
Completion rate of primary education, %



Source: Statistics Finland

SDG 4.1.2.b

Completion rate of lower secondary education and upper secondary education, %



Source: Statistics Finland

Target 4.2

By 2030, ensure that all girls and boys have access to quality early childhood development, care and pre-primary education so that they are ready for primary education.

SDG 4.2.1

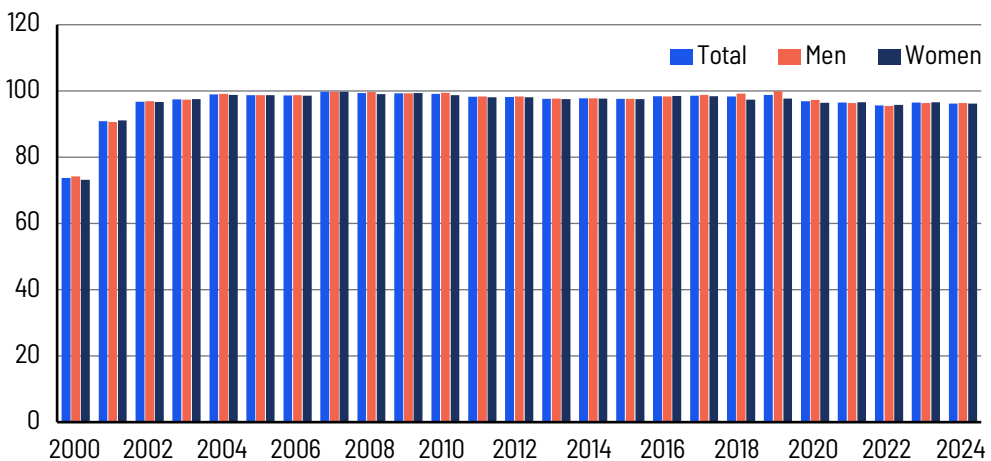
Proportion of children aged 24–59 months who are developmentally on track in health, learning and psychosocial well-being, by sex:

No data available

Source: Finnish Institute for Health and Welfare.

SDG 4.2.2

Participation rate in organized learning (one year before the official primary entry age), by sex, %



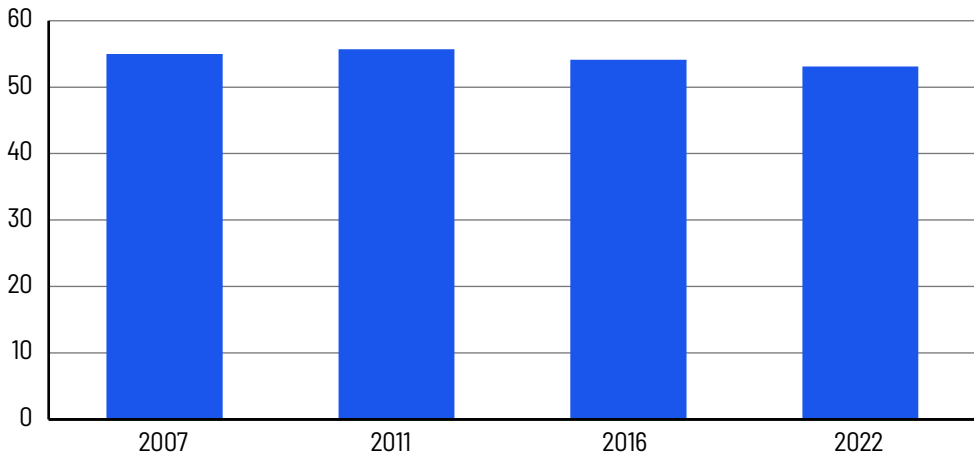
Source: Statistics Finland.

Target 4.3

By 2030, ensure equal access for all women and men to affordable and quality technical, vocational and tertiary education, including university.

SDG 4.3.1

Participation rate of youth and adults in formal and non-formal education and training in the previous 12 months, %



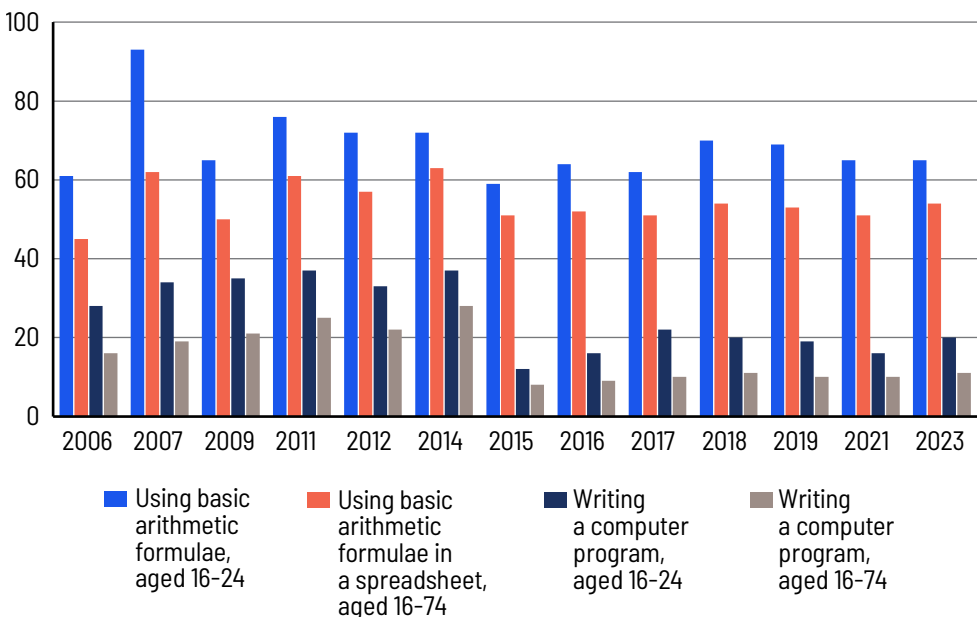
Source: Statistics Finland.

Target 4.4

By 2030, substantially increase the number of youth and adults who have relevant skills, including technical and vocational skills, for employment, decent jobs and entrepreneurship.

SDG 4.4.1

Proportion of youth and adults with information and communications technology (ICT) skills, by type of skill, %



Source: Statistics Finland.

Target 4.5

By 2030, eliminate gender disparities in education and ensure equal access to all levels of education and vocational training for the vulnerable, including persons with disabilities, indigenous peoples and children in vulnerable situations.

SDG 4.5.1

Parity indices (female/male, rural/urban, bottom/top wealth quintile and others such as disability status, indigenous peoples and conflict-affected, as data become available) for all education indicators on this list that can be disaggregated

	2015	2016	2018	2019	2021
Parity indices (women/men) for children and young people achieving at least a minimum proficiency level in reading; at the end of primary	..	1.01	1.02
Parity indices (women/men) for children and young people achieving at least a minimum proficiency level in reading; at the end of lower secondary	1.11	..	1.13
Parity indices (women/men) for children and young people achieving at least a minimum proficiency level in mathematics; at the end of primary	1.07	1.01	..
Parity indices (women/men) for children and young people achieving at least a minimum proficiency level in mathematics; at the end of lower secondary	1.05	..	1.04
Parity indices (rural/urban) for children and young people achieving at least a minimum proficiency level in reading; in grades 2/3
Parity indices (rural/urban) for children and young people achieving at least a minimum proficiency level in reading; at the end of primary	0.97
Parity indices (rural/urban)for children and young people	1
Parity indices (rural/urban) for children and young people achieving at least a minimum proficiency level in mathematics; at the end of primary	0.97

.. = data not available.

Source: Statistics Finland.



Target 4.6

By 2030, ensure that all youth and a substantial proportion of adults, both men and women, achieve literacy and numeracy.

SDG 4.6.1.a

Proportion of population in a given age group achieving at least a fixed level of proficiency in functional literacy, in 2012: **89.4%**

Source: Statistics Finland.

SDG 4.6.1.b

Proportion of population in a given age group achieving at least a fixed level of proficiency in functional numeracy skills: **87.2%**

Source: Statistics Finland.

Target 4.7

By 2030, ensure that all learners acquire the knowledge and skills needed to promote sustainable development, including, among others, through education for sustainable development and sustainable lifestyles, human rights, gender equality, promotion of a culture of peace and non-violence, global citizenship and appreciation of cultural diversity and of culture's contribution to sustainable development.

SDG 4.7.1.a

Extent to which (i) global citizenship education and (ii) education for sustainable development are mainstreamed in national education policies: **87.5%**

Source: Ministry of Education and Culture.

SDG 4.7.1.b

Extent to which (i) global citizenship education and (ii) education for sustainable development are mainstreamed in curricula: **81.3%**

Source: Ministry of Education and Culture.

SDG 4.7.1.c

Extent to which (i) global citizenship education and (ii) education for sustainable development are mainstreamed in teacher education: **85.0%**

Source: Ministry of Education and Culture.

SDG 4.7.1.d

Extent to which (i) global citizenship education and (ii) education for sustainable development are mainstreamed student assessment: **No data available**

Source: Ministry of Education and Culture.

Target 4.a

Build and upgrade education facilities that are child, disability and gender sensitive and provide safe, non-violent, inclusive and effective learning environments for all.

SDG 4.a.1

Proportion of schools offering basic services

	2000–2024
(a) electricity	100%
(b) the Internet for pedagogical purposes	100%
(c) computers for pedagogical purposes	100%
(d) adapted infrastructure and materials for students with disabilities	100%
(e) basic drinking water	100%
(f) single-sex basic sanitation facilities	100%
(g) basic handwashing facilities	100%

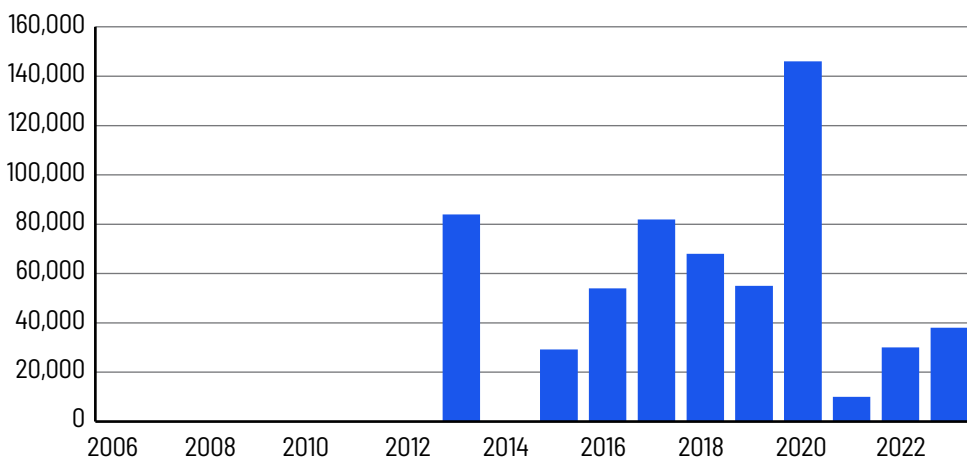
Source: Ministry of Education and Culture.

Target 4.b

By 2020, substantially expand globally the number of scholarships available to developing countries, in particular least developed countries, small island developing States and African countries, for enrolment in higher education, including vocational training and information and communications technology, technical, engineering and scientific programmes, in developed countries and other developing countries.

SDG 4.b.1

Volume of official development assistance flows for scholarships, euros



Source: Ministry for Foreign Affairs.



Target 4.c

By 2030, substantially increase the supply of qualified teachers, including through international cooperation for teacher training in developing countries, especially least developed countries and small island developing States.

SDG 4.c.1

Proportion of teachers with the minimum required qualifications:

No data available

Source: Ministry of Education and Culture.



GOAL 5

Achieve gender equality and empower all women and girls

Target 5.1

End all forms of discrimination against all women and girls everywhere.

SDG 5.1.1

Whether or not legal frameworks are in place to promote, enforce and monitor equality and non-discrimination on the basis of sex:

Finland 100%

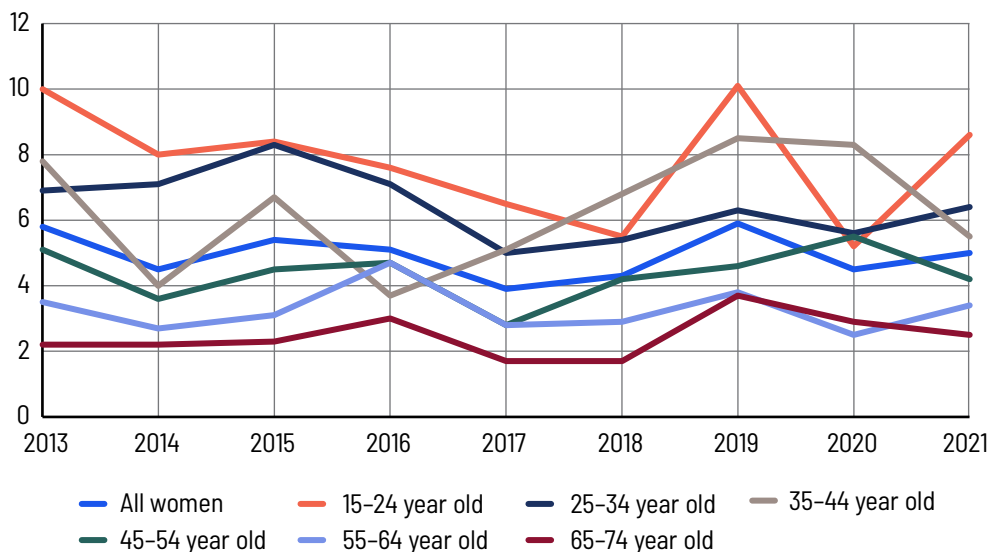
Source: Ombudsman for Equality.

Target 5.2

Eliminate all forms of violence against all women and girls in the public and private spheres, including trafficking and sexual and other types of exploitation.

SDG 5.2.1

Proportion of ever-partnered women and girls aged 15 years and older subjected to physical, sexual or psychological violence by a current or former intimate partner in the previous 12 months, by form of violence and by age, %



Source: Institute of Criminology and Legal Policy (Krimo), University of Helsinki.



SDG 5.2.2

Proportion of women and girls aged 15 years and older subjected to sexual violence by persons other than an intimate partner in the previous 12 months by age, %

	2013	2014	2015	2016	2017	2018	2019	2020	2021	2022	2023
15–24 year old	2.7	4.0	2.1	3.7	4.8	4.6	5.0	5.7	8.2	..	6.7
25–34 year old	1.4	0.7	1.1	2.8	1.6	3.3	1.2	2.1	0.9	..	1.6
35–44 year old	1.1	0.8	0.0	0.4	0.6	0.5	2.9	0.7	0.6	..	1.4
45–54 year old	0.3	0.5	0.5	0.0	0.7	0.3	1.1	1.4	0.3	..	0.3
55–64 year old	0.5	0.2	0.3	0.6	0.6	0.4	0.0	0.5	0.4	..	0.3
65–74 year old	0.4	0.4	0.2	0.2	0.4	0.2	0.9	0.0	0.3	..	0.2

.. = data not available.

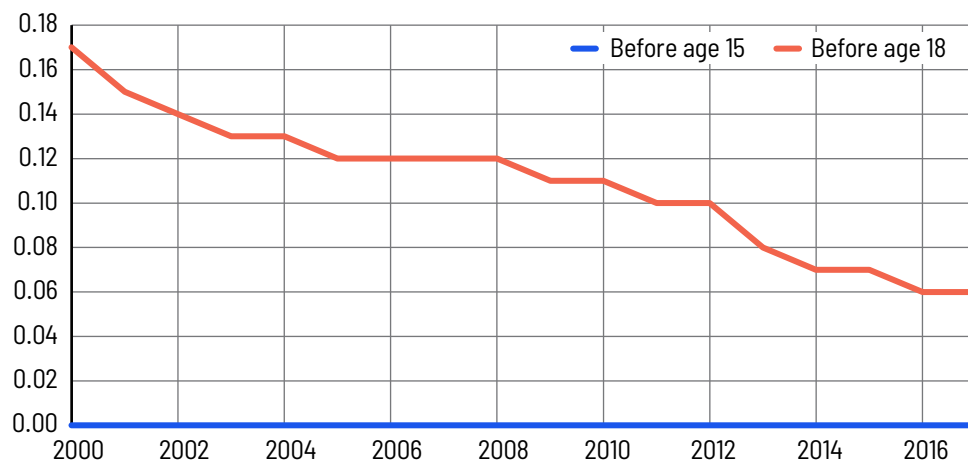
Source: Institute of Criminology and Legal Policy (Krimo), University of Helsinki.

Target 5.3

Eliminate all harmful practices, such as child, early and forced marriage and female genital mutilation.

SDG 5.3.1

Proportion of women aged 20–24 years who were married or in a union before age 15 and before age 18, %



Source: Statistics Finland.

SDG 5.3.2

Proportion of girls and women aged 15–49 years who have undergone female genital mutilation: from 2017 to 2019:

0.35%

Source: Finnish Institute for Health and Welfare.

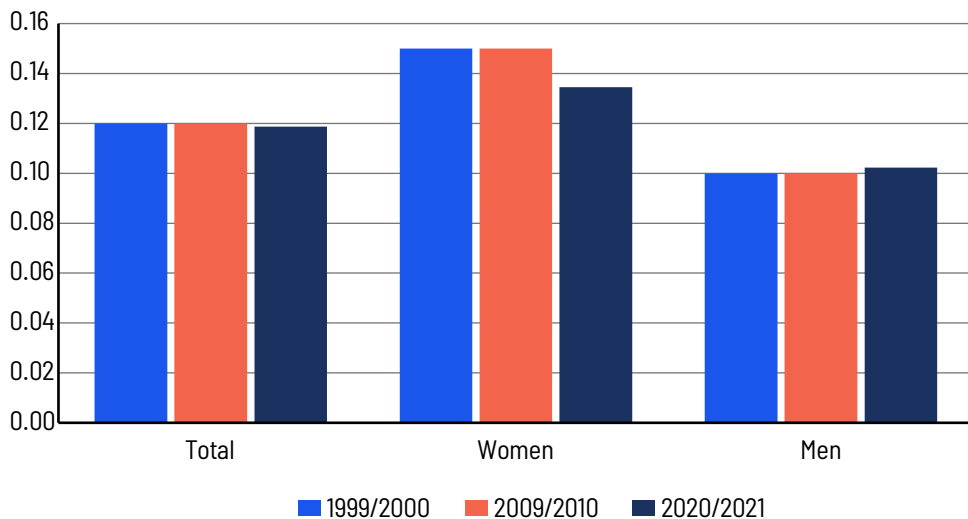


Target 5.4

Recognize and value unpaid care and domestic work through the provision of public services, infrastructure and social protection policies and the promotion of shared responsibility within the household and the family as nationally appropriate.

SDG 5.4.1

Proportion of time spent on unpaid domestic and care work, %



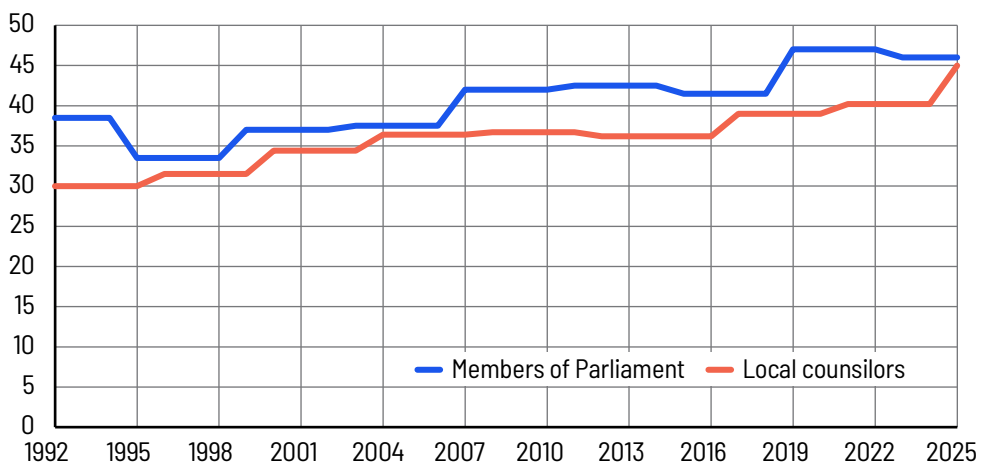
Source: Statistics Finland.

Target 5.5

Ensure women's full and effective participation and equal opportunities for leadership at all levels of decision-making in political, economic and public life.

SDG 5.5.1

Proportion of seats held by women in (a) national parliaments and (b) local governments, %

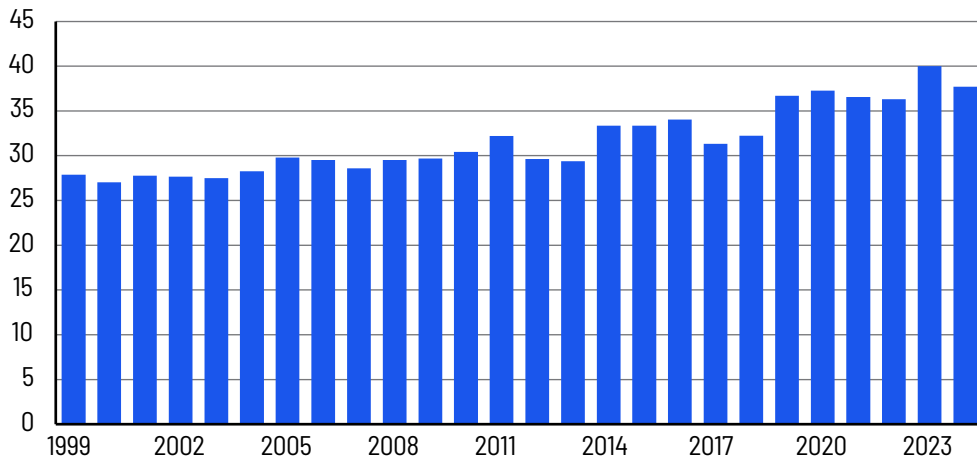


Source: Statistics Finland.



SDG 5.5.2

Proportion of women in managerial positions, %



Source: Statistics Finland.

Target 5.6

Ensure universal access to sexual and reproductive health and reproductive rights as agreed in accordance with the Programme of Action of the International Conference on Population and Development and the Beijing Platform for Action and the outcome documents of their review conferences.

SDG 5.6.1

Proportion of women aged 15–49 years who make their own informed decisions regarding sexual relations, contraceptive use and reproductive health care:

Finland 100%

Source: Ministry of Social Affairs and Health.

SDG 5.6.2

Countries with laws and regulations that guarantee full and equal access to women and men aged 15 years and older to sexual and reproductive health care, information and education:

Finland 100%

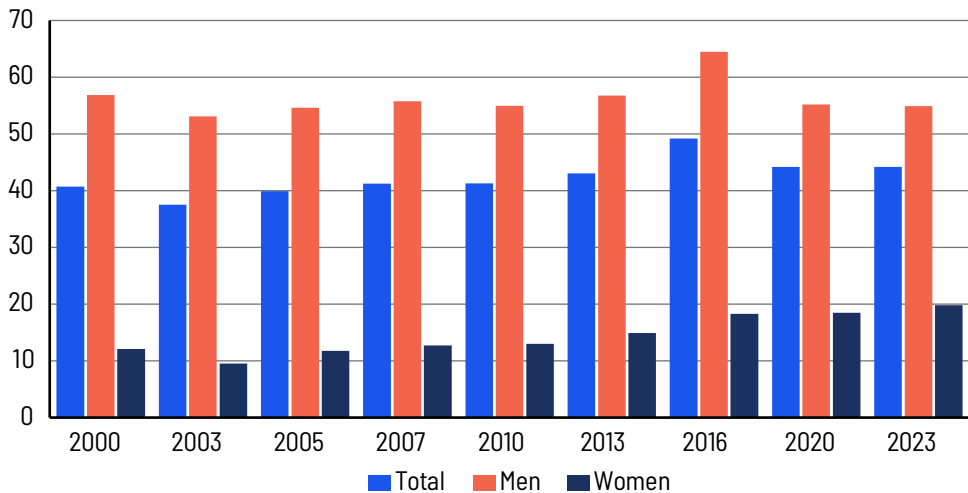
Source: Ministry of Social Affairs and Health.

Target 5.a

Undertake reforms to give women equal rights to economic resources, as well as access to ownership and control over land and other forms of property, financial services, inheritance and natural resources, in accordance with national laws.

SDG 5.a.1.a

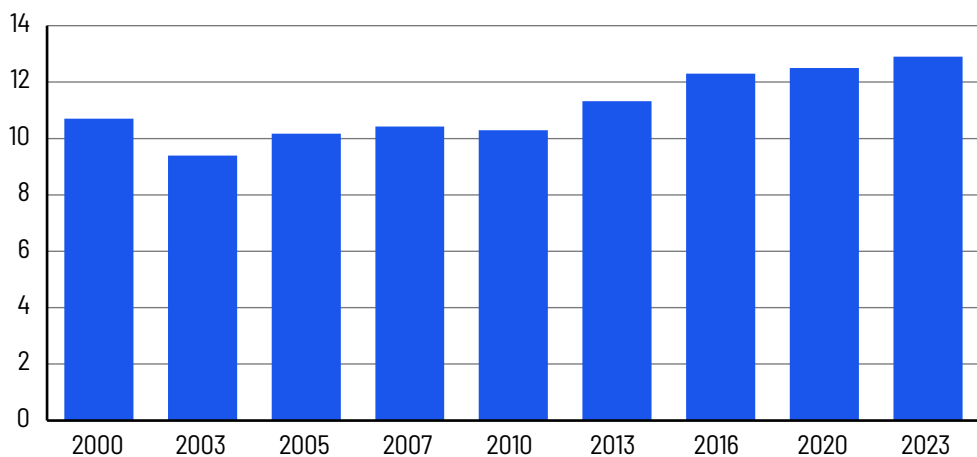
Proportion of total agricultural population with ownership or secure rights over agricultural land, %



Source: Natural Resources Institute Finland.

SDG 5.a.1.b

Share of women among owners or rights-bearers of agricultural land, %



Source: Natural Resources Institute Finland.

SDG 5.a.2

Proportion of countries where the legal framework (including customary law) guarantees women's equal rights to land ownership and control:

Finland 100%

Source: Ministry of Justice.

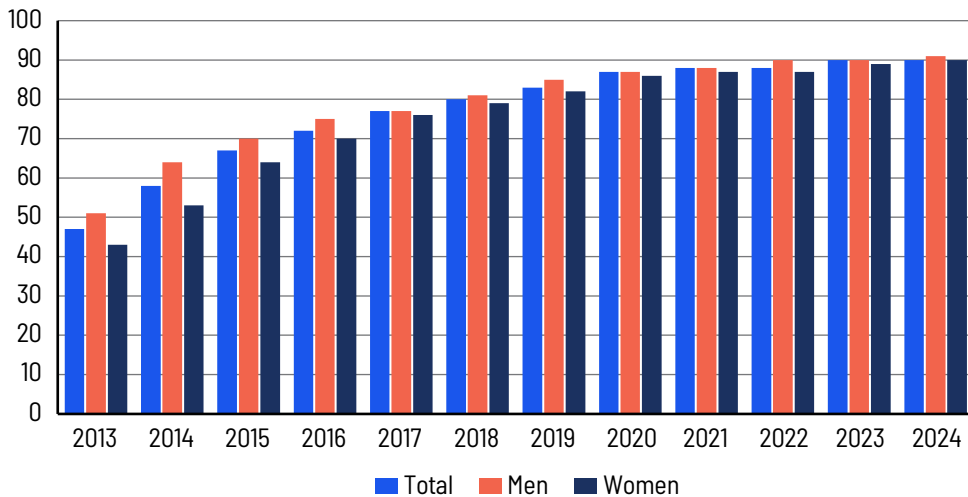


Target 5.b

Enhance the use of enabling technology, in particular information and communications technology, to promote the empowerment of women.

SDG 5.b.1

Proportion of individuals who own a mobile telephone (16-74 year old), %



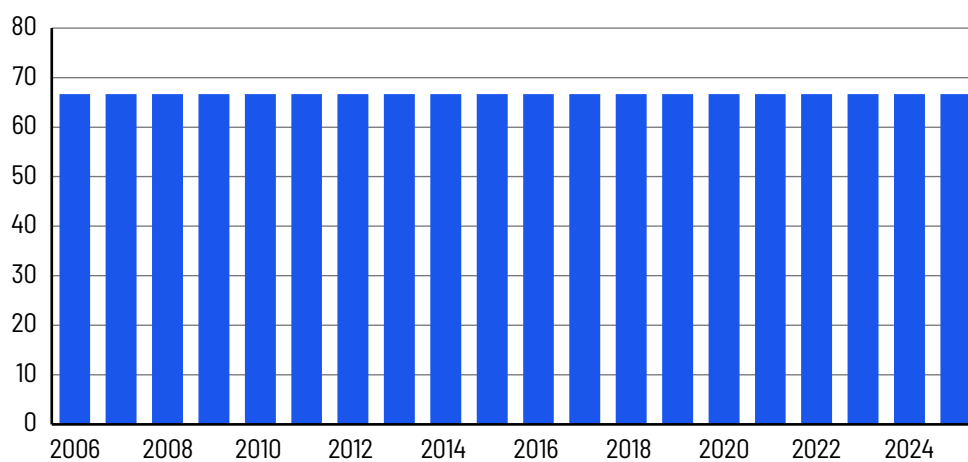
Source: Statistics Finland.

Target 5.c

Adopt and strengthen sound policies and enforceable legislation for the promotion of gender equality and the empowerment of all women and girls at all levels.

SDG 5.c.1

Systems to track and make public allocations for gender equality and women's empowerment, %



Source: Ministry of Social Affairs and Health.



GOAL 6

Ensure availability and sustainable management of water and sanitation for all

Target 6.1

By 2030, achieve universal and equitable access to safe and affordable drinking water for all.

SDG 6.1.1

Proportion of population using safely managed drinking water services:

Finland 100%

Source: Finnish Environment Institute.

Target 6.2

By 2030, achieve access to adequate and equitable sanitation and hygiene for all and end open defecation, paying special attention to the needs of women and girls and those in vulnerable situations.

SDG 6.2.1

Proportion of population using (a) safely managed sanitation services and (b) a hand-washing facility with soap and water:

Finland 100%

Source: Finnish Environment Institute.

Target 6.3

By 2030, improve water quality by reducing pollution, eliminating dumping and minimizing release of hazardous chemicals and materials, halving the proportion of untreated wastewater and substantially increasing recycling and safe reuse globally.

SDG 6.3.1

Proportion of domestic and industrial wastewater flows safely treated:

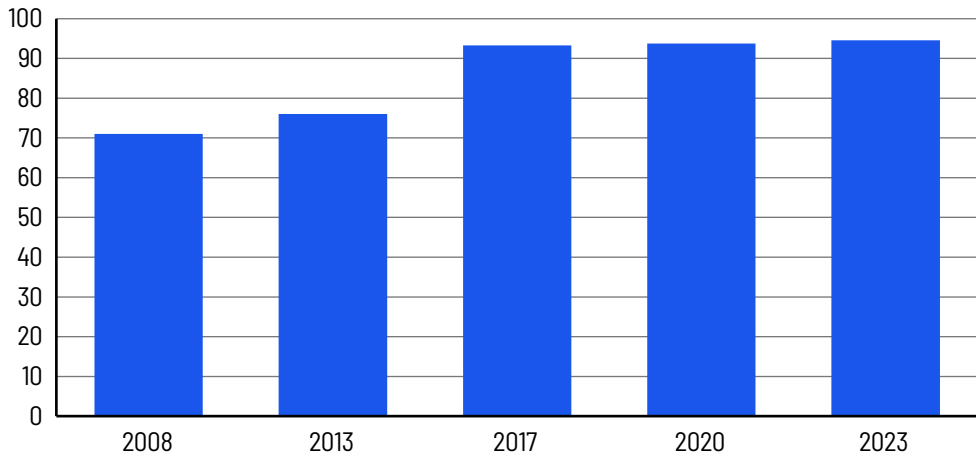
Finland 98%

Source: Finnish Environment Institute.



SDG 6.3.2

Proportion of bodies of water with good ambient water quality, %



Source: Finnish Environment Institute.

Target 6.4

By 2030, substantially increase water-use efficiency across all sectors and ensure sustainable withdrawals and supply of freshwater to address water scarcity and substantially reduce the number of people suffering from water scarcity.

SDG 6.4.1

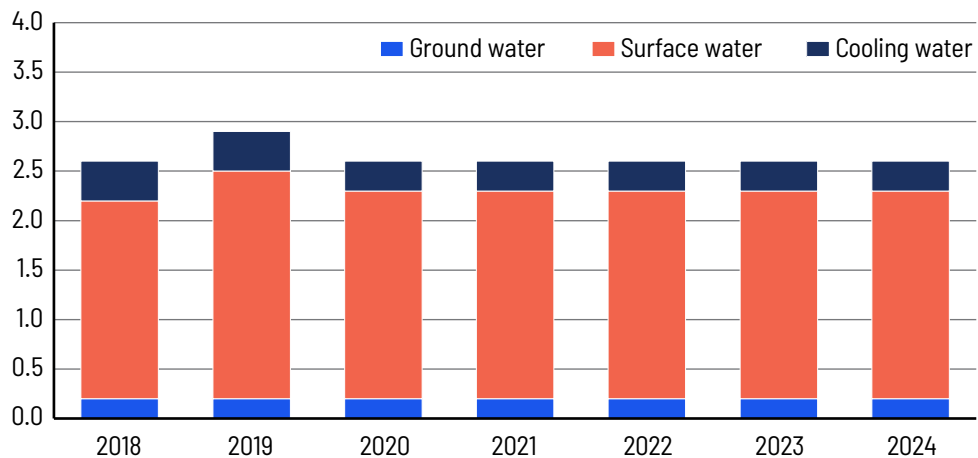
Change in water-use efficiency over time:

No data available

Source: Finnish Environment Institute.

SDG 6.4.2

Level of water stress: freshwater withdrawal as a proportion of available freshwater resources, %



Source: Finnish Environment Institute.

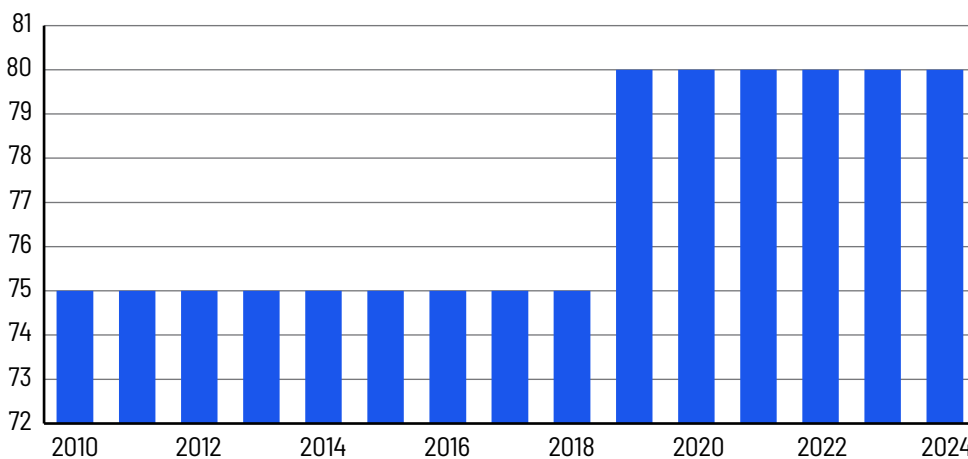


Target 6.5

By 2030, implement integrated water resources management at all levels, including through transboundary cooperation as appropriate.

SDG 6.5.1

Degree of integrated water resources management, %



Source: Finnish Environment Institute.

SDG 6.5.2

Proportion of transboundary basin area with an operational arrangement for water cooperation:

Finland 100%

Source: Finnish Environment Institute.

Target 6.6

By 2020, protect and restore water-related ecosystems, including mountains, forests, wetlands, rivers, aquifers and lakes.

SDG 6.6.1

Change in the extent of water-related ecosystems over time:

No data available

Source: Finnish Environment Institute.

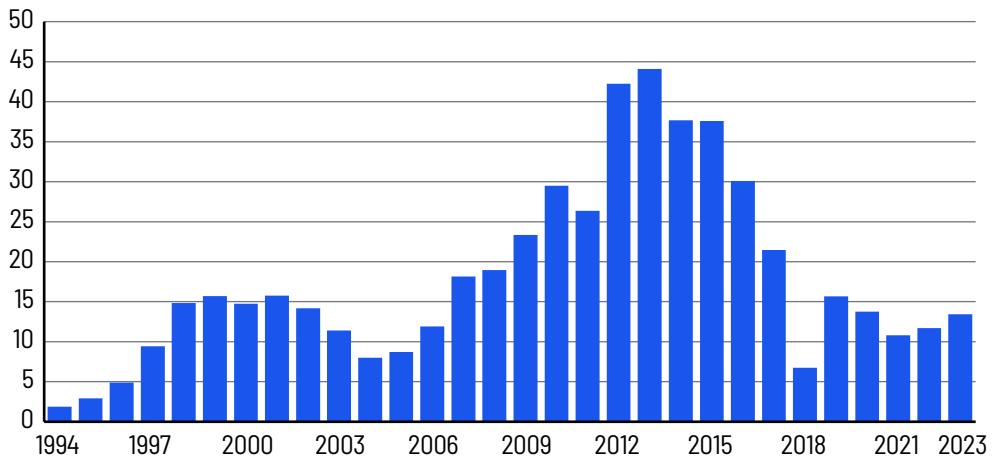


Target 6.a

By 2030, expand international cooperation and capacity-building support to developing countries in water- and sanitation-related activities and programmes, including water harvesting, desalination, water efficiency, wastewater treatment, recycling and reuse technologies.

SDG 6.a.1

Amount of water- and sanitation-related official development assistance that is part of a government-coordinated spending plan, million euros



Source: Ministry for Foreign Affairs.

Target 6.b

Support and strengthen the participation of local communities in improving water and sanitation management

SDG 6.b.1

Proportion of local administrative units with established and operational policies and procedures for participation of local communities in water and sanitation management:

Finland 100%

Source: Finnish Environment Institute.



GOAL 7

Ensure access to affordable, reliable, sustainable and modern energy for all

Target 7.1

By 2030, ensure universal access to affordable, reliable and modern energy services.

SDG 7.1.1

Proportion of population with access to electricity: **Finland 100%**

Source: Statistics Finland.

SDG 7.1.2

Proportion of population with primary reliance on clean fuels and technology: **Finland 100%**

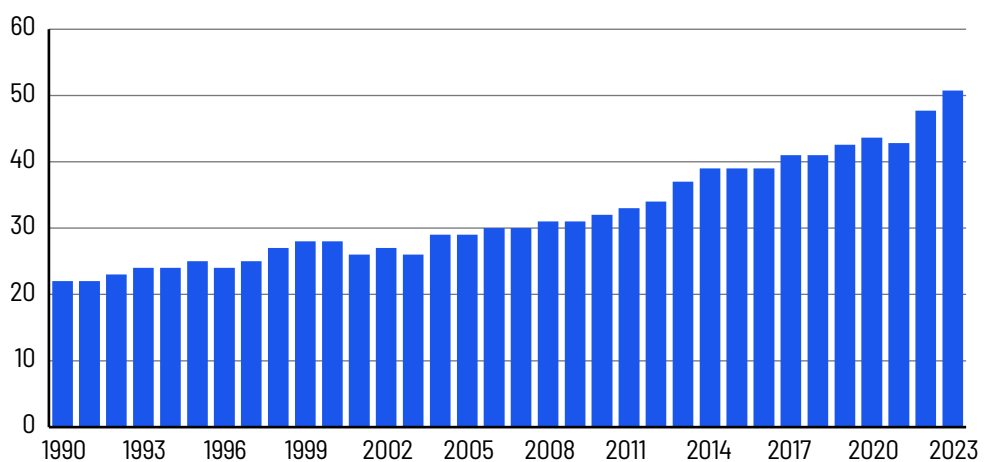
Source: Statistics Finland.

Target 7.2

By 2030, increase substantially the share of renewable energy in the global energy mix.

SDG 7.2.1

Renewable energy share in the total final energy consumption, %



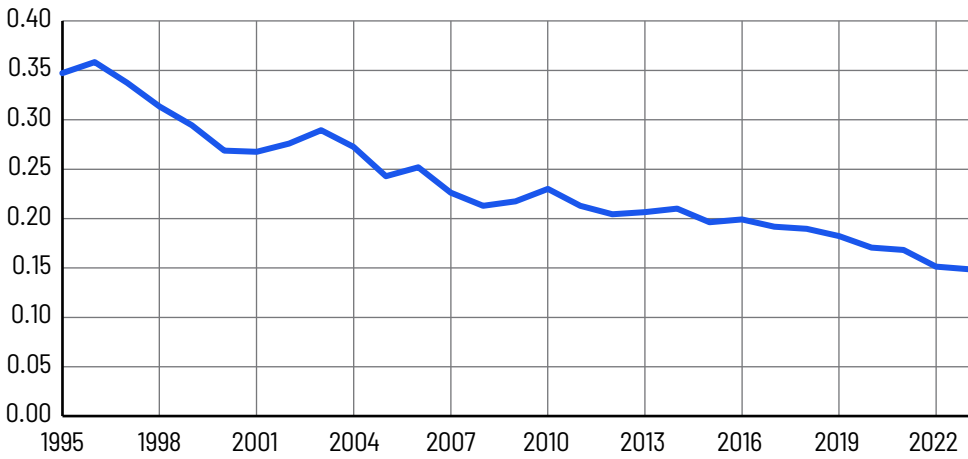
Source: Statistics Finland.

Target 7.3

By 2030, double the global rate of improvement in energy efficiency.

SDG 7.3.1

Energy intensity measured in terms of primary energy and GDP



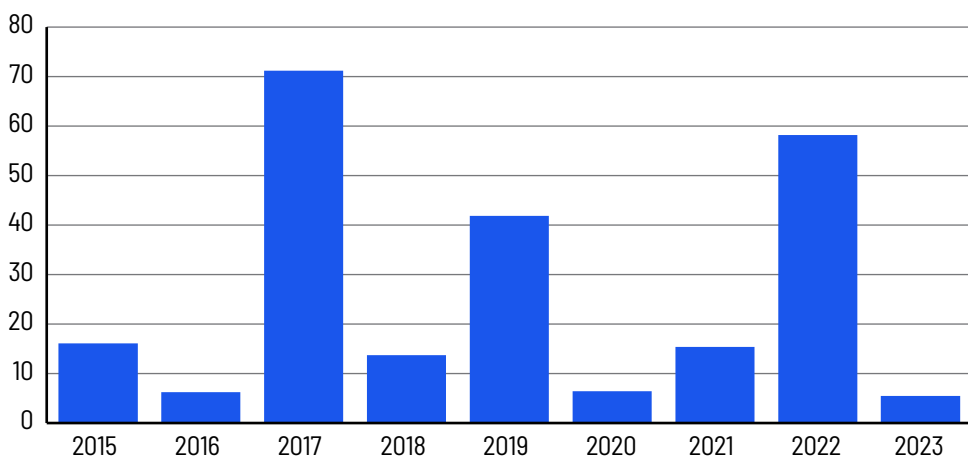
Source: Statistics Finland.

Target 7.a

By 2030, enhance international cooperation to facilitate access to clean energy research and technology, including renewable energy, energy efficiency and advanced and cleaner fossil-fuel technology, and promote investment in energy infrastructure and clean energy technology.

SDG 7.a.1

International financial flows to developing countries in support of clean energy research and development and renewable energy production, including in hybrid systems, million euros



Source: Ministry for Foreign Affairs (ODA), FINNVERA (OOF).



Target 7.b

By 2030, expand infrastructure and upgrade technology for supplying modern and sustainable energy services for all in developing countries, in particular least developed countries, small island developing States and landlocked developing countries, in accordance with their respective programmes of support.

SDG 7.b.1

Installed renewable energy-generating capacity in developing and developed countries (in watts per capita):

No data available. Global indicator

Source: Ministry of Economic Affairs and Employment.



GOAL 8

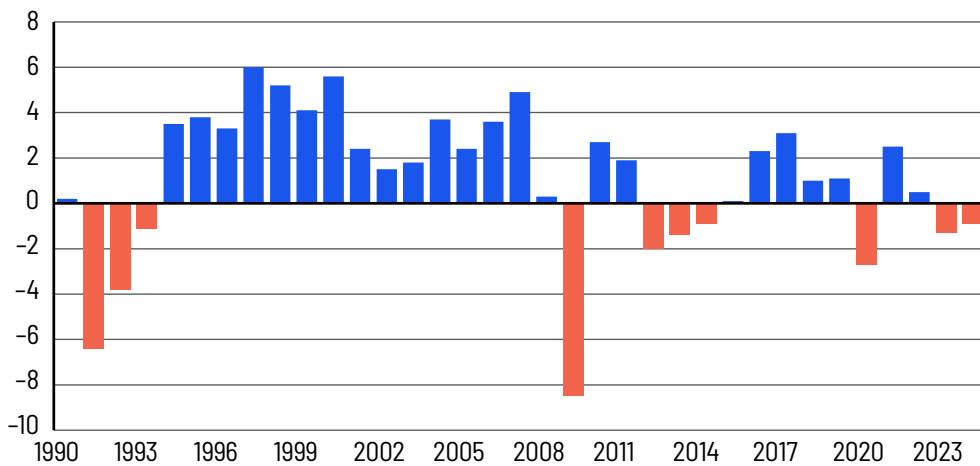
Promote sustained, inclusive and sustainable economic growth, full and productive employment and decent work for all

Target 8.1

Sustain per capita economic growth in accordance with national circumstances and, in particular, at least 7 per cent gross domestic product growth per annum in the least developed countries.

SDG 8.1.1

Annual growth rate of real GDP per capita, %



Source: Statistics Finland.

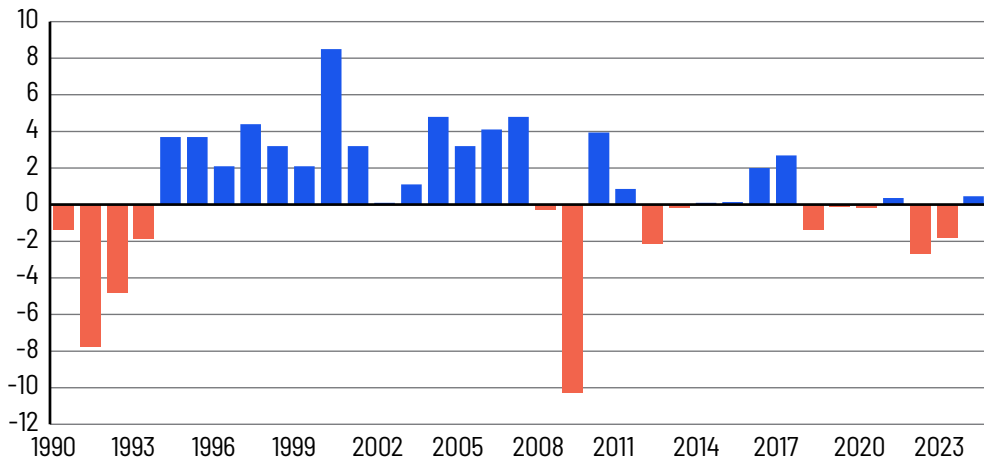


Target 8.2

Achieve higher levels of economic productivity through diversification, technological upgrading and innovation, including through a focus on high-value added and labour-intensive sectors.

SDG 8.2.1

Annual growth rate of real GDP per employed person, %



Source: Statistics Finland.

Target 8.3

Promote development-oriented policies that support productive activities, decent job creation, entrepreneurship, creativity and innovation, and encourage the formalization and growth of micro-, small- and medium-sized enterprises, including through access to financial services.

SDG 8.3.1

Proportion of informal employment in total employment, %: **No data available**

Source: Statistics Finland.

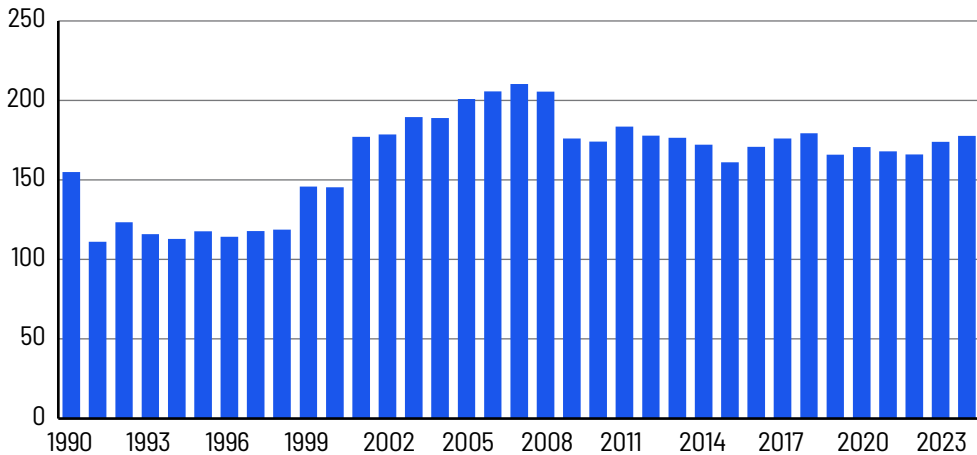


Target 8.4

Improve progressively, through 2030, global resource efficiency in consumption and production and endeavour to decouple economic growth from environmental degradation, in accordance with the 10-Year Framework of Programmes on Sustainable Consumption and Production, with developed countries taking the lead.

SDG 8.4.1.a

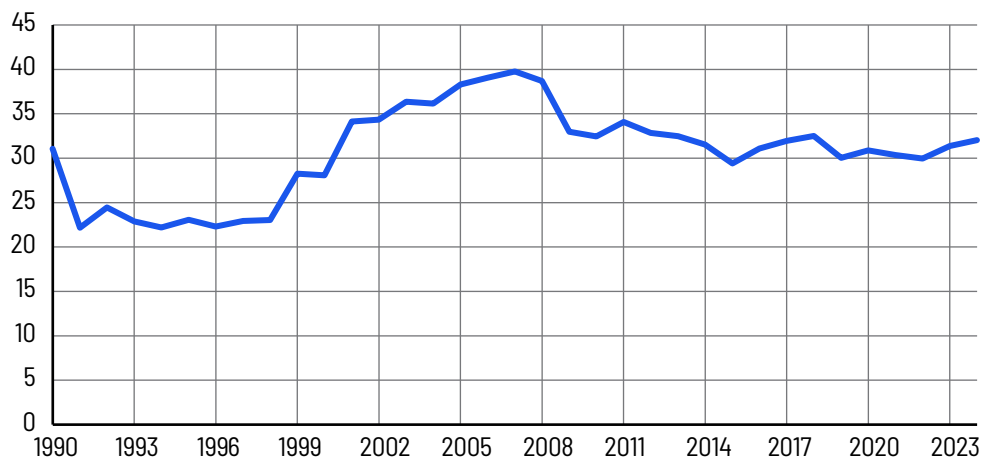
Material footprint (RMC), million tons



Source: UN database.

SDG 8.4.1.b

Material footprint (RMC) per capita (tons)

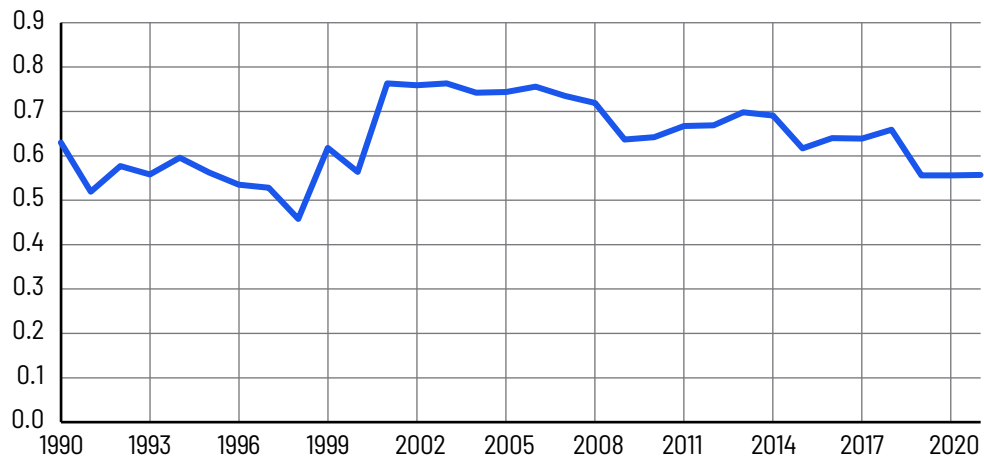


Source: UN database.



SDG 8.4.1.c

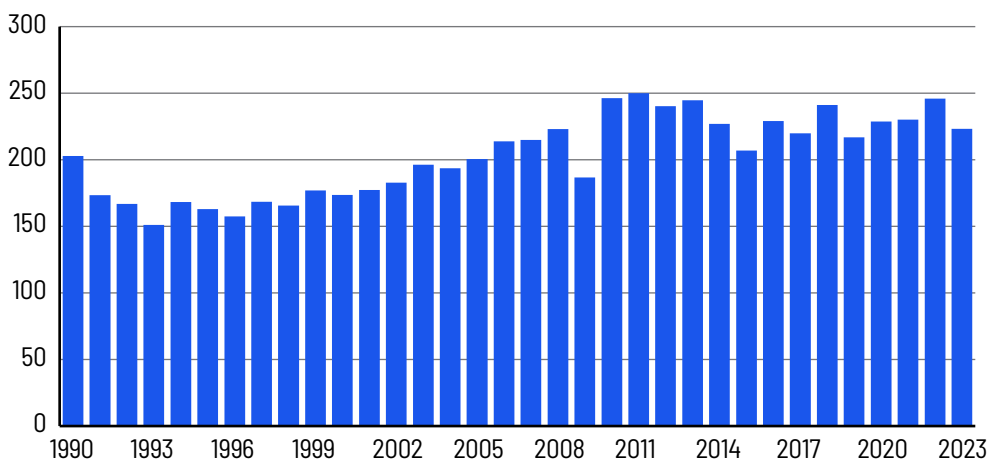
Material footprint (RMC) per GDP unit, kgs/USD



Source: UN database.

SDG 8.4.2.a

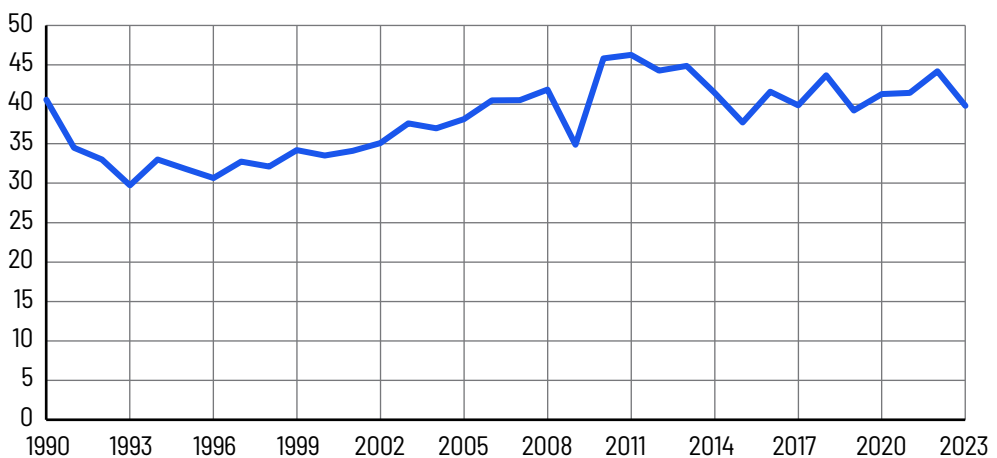
Domestic material consumption, million tons



Source: Statistics Finland.

SDG 8.4.2.b

Domestic material consumption per capita, tons

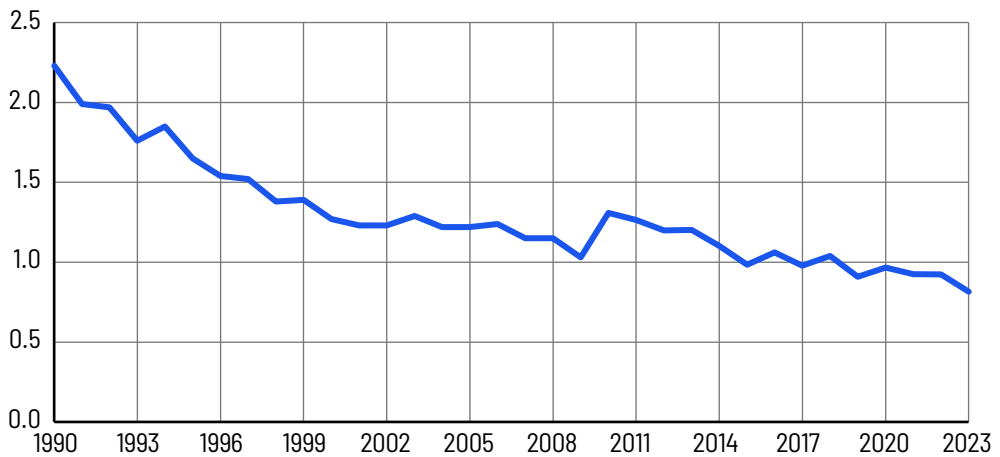


Source: Statistics Finland.



SDG 8.4.2.c

Domestic material consumption per GDP, kgs/euro



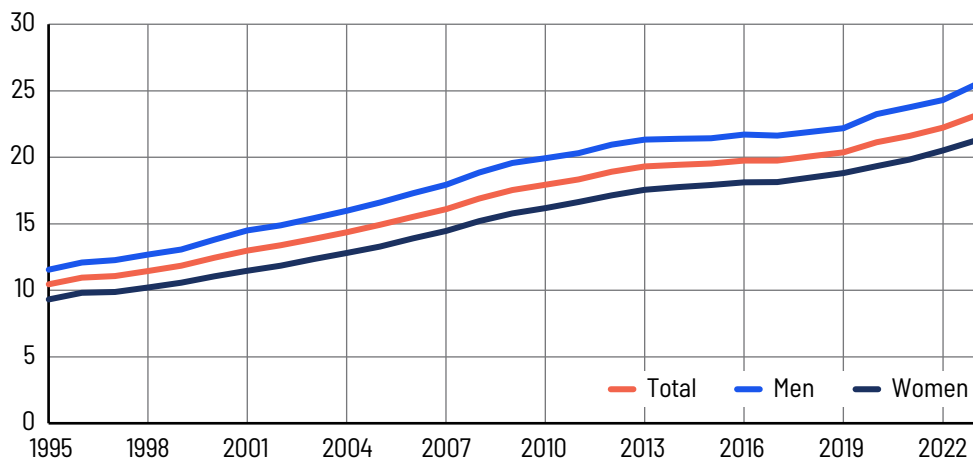
Source: Statistics Finland.

Target 8.5

By 2030, achieve full and productive employment and decent work for all women and men, including for young people and persons with disabilities, and equal pay for work of equal value.

SDG 8.5.1

Average hourly earnings of employees, euros

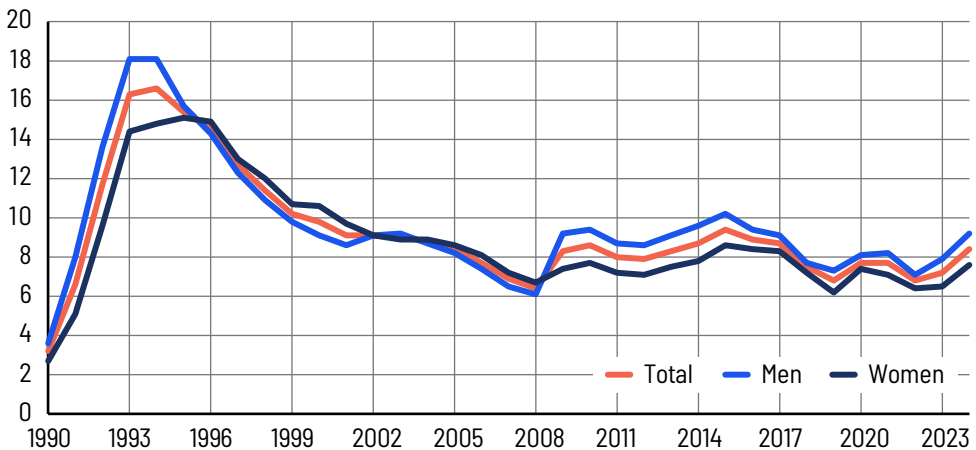


Source: Statistics Finland.



SDG 8.5.2

Unemployment rate, %



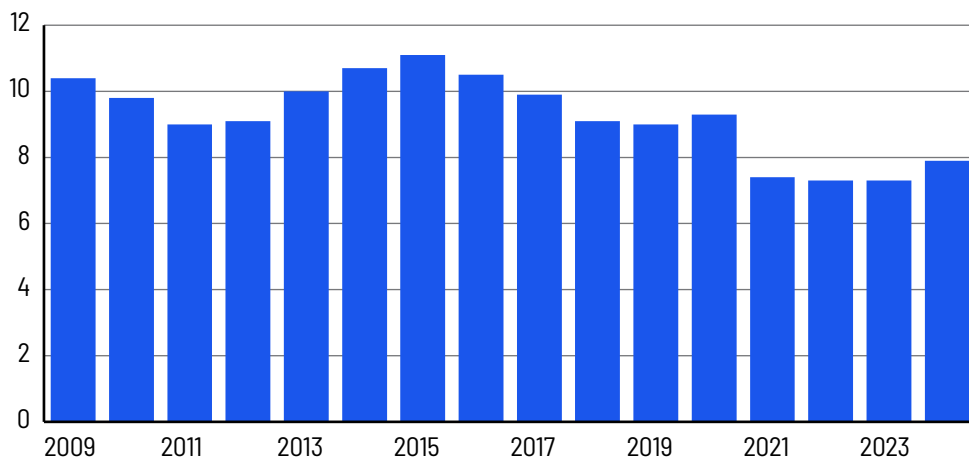
Source: Statistics Finland.

Target 8.6

By 2020, substantially reduce the proportion of youth not in employment, education or training.

SDG 8.6.1

Proportion of youth (aged 15–24 years) not in education, employment or training, %



Source: Statistics Finland.

Target 8.7

Take immediate and effective measures to eradicate forced labour, end modern slavery and human trafficking and secure the prohibition and elimination of the worst forms of child labour, including recruitment and use of child soldiers, and by 2025 end child labour in all its forms.

SDG 8.7.1

Proportion and number of children aged 5–17 years engaged in child labour, by sex and age, %:

No data available

Source: Ministry of Economic Affairs and Employment.

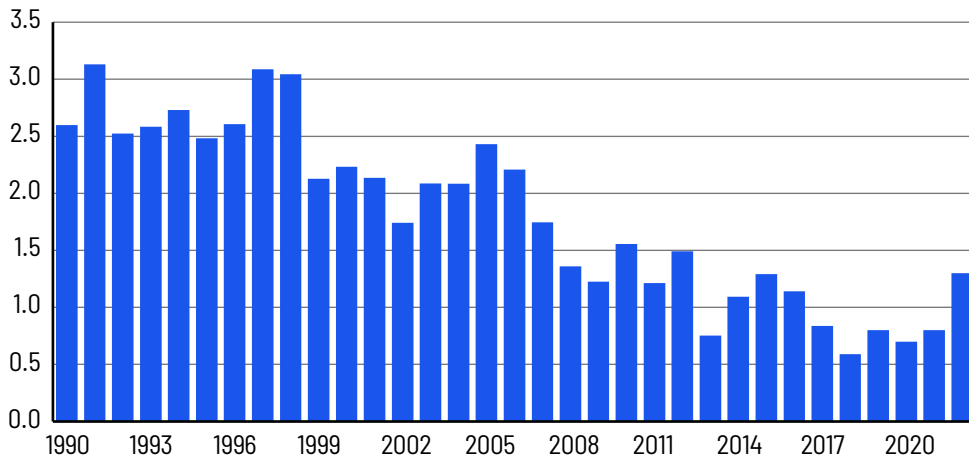


Target 8.8

Protect labour rights and promote safe and secure working environments for all workers, including migrant workers, in particular women migrants, and those in precarious employment.

SDG 8.8.1

Fatal and non-fatal occupational injuries per 100,000 workers



Source: Statistics Finland.

SDG 8.8.2

Level of national compliance with labour rights (freedom of association and collective bargaining) based on International Labour Organization (ILO) textual sources and national legislation:

No data available

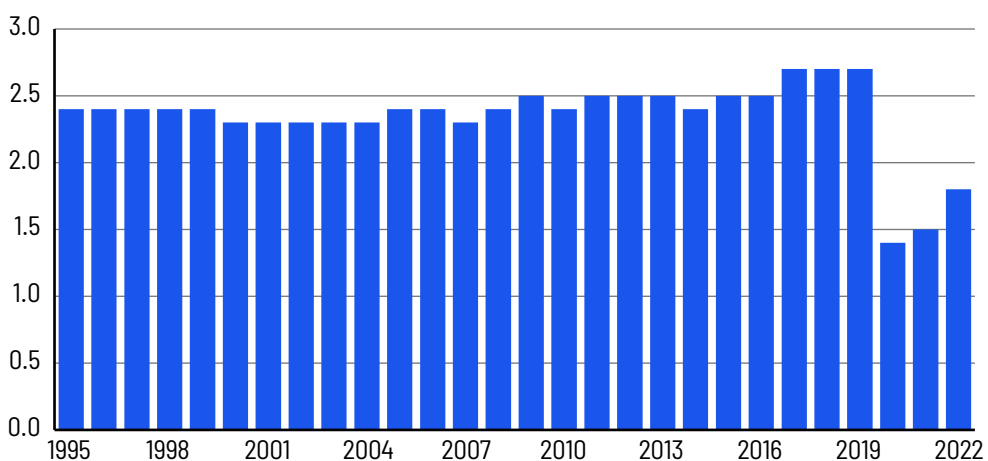
Source: Ministry of Economic Affairs and Employment.

Target 8.9

By 2030, devise and implement policies to promote sustainable tourism that creates jobs and promotes local culture and products.

SDG 8.9.1

Tourism direct GDP as a proportion of total GDP, %



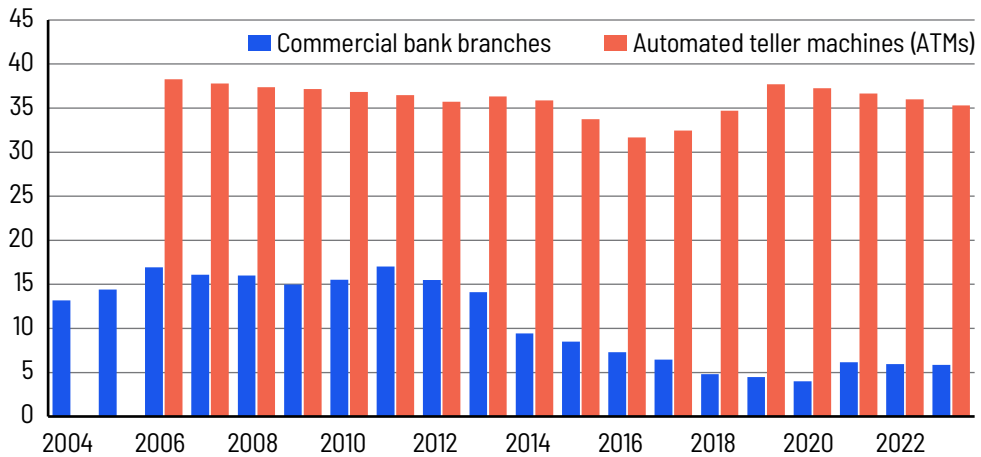
Source: Statistics Finland.

Target 8.10

Strengthen the capacity of domestic financial institutions to encourage and expand access to banking, insurance and financial services for all.

SDG 8.10.1

Number of commercial bank branches per 100,000 adults and (b) number of automated teller machines (ATMs) per 100,000 adults



Source: Bank of Finland.

SDG 8.10.2

Proportion of adults (15 years and older) with an account at a bank:

Finland 100%

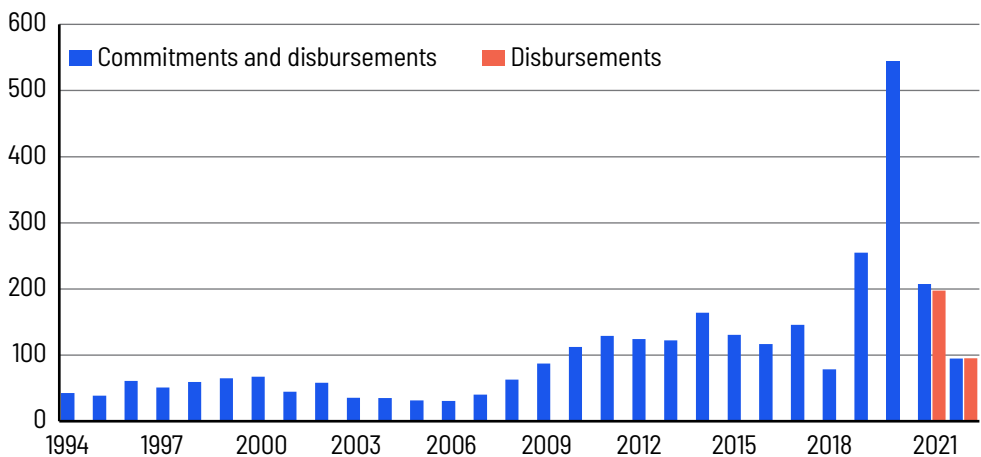
Source: Bank of Finland.

Target 8.a

Increase Aid for Trade support for developing countries, in particular least developed countries, including through the Enhanced Integrated Framework for Trade-related Technical Assistance to Least Developed Countries.

SDG 8.a.1

Aid for Trade commitments and disbursements, million euros



Source: Ministry of Foreign Affairs.



Target 8.b

By 2020, develop and operationalize a global strategy for youth employment and implement the Global Jobs Pact of the International Labour Organization.

SDG 8.b.1

Existence of a developed and operationalized national strategy for youth employment, as a distinct strategy or as part of a national employment strategy:

No data available

Source: Ministry of Economic Affairs and Employment.

GOAL 9

Build resilient infrastructure, promote inclusive and sustainable industrialization and foster innovation

Target 9.1

Develop quality, reliable, sustainable and resilient infrastructure, including regional and transborder infrastructure, to support economic development and human well-being, with a focus on affordable and equitable access for all.

SDG 9.1.1

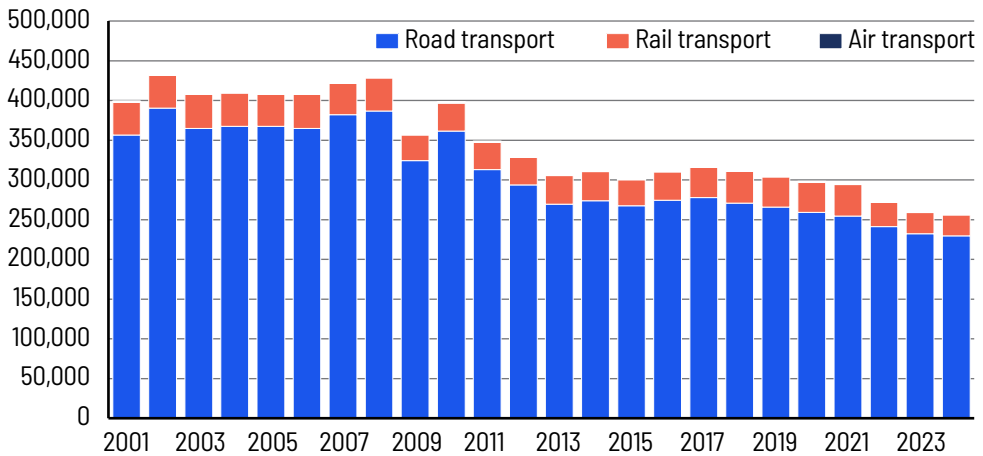
Proportion of the rural population who live within 2 km of an all-season road:

100%

Source: Statistics Finland.

SDG 9.1.2.a

Domestic road, rail and air transport, 1000 tons of freight

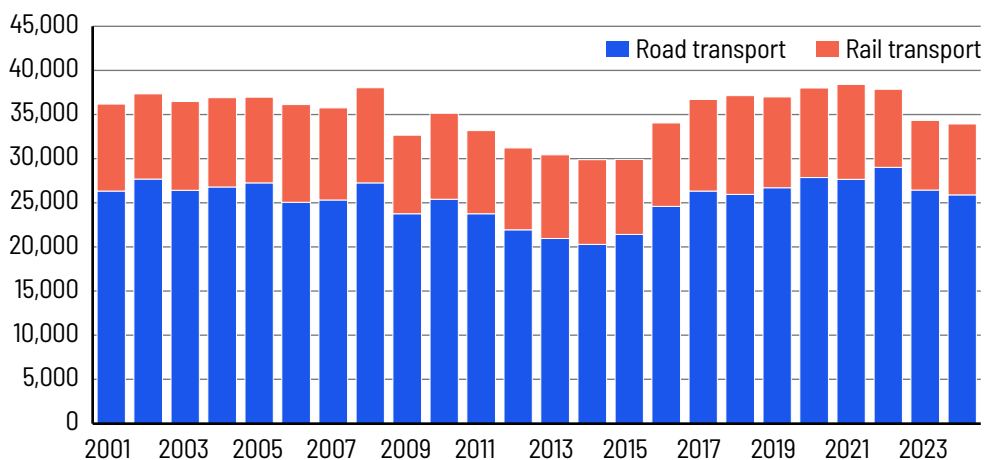


Source: Statistics Finland.



SDG 9.1.2.b

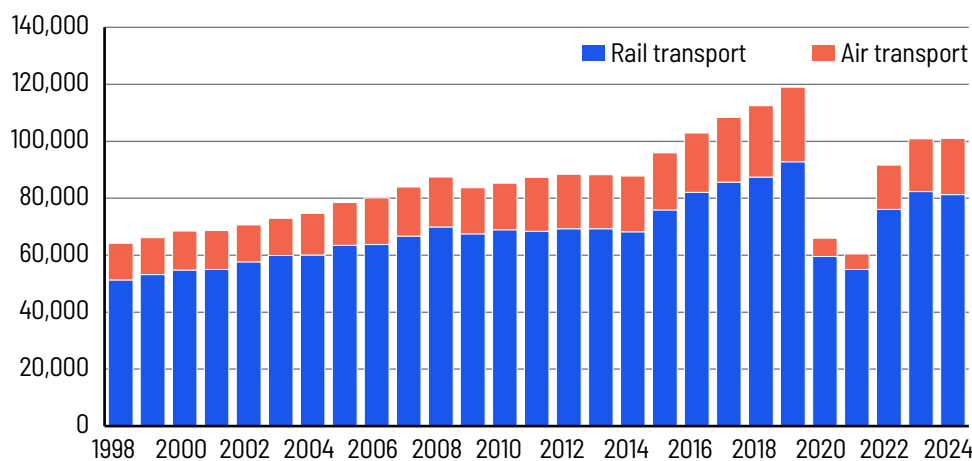
Domestic road and rail transport, million tonne kilometres



Source: Statistics Finland.

SDG 9.1.2.c

Domestic rail and air transport, 1,000 passengers



Source: Statistics Finland.

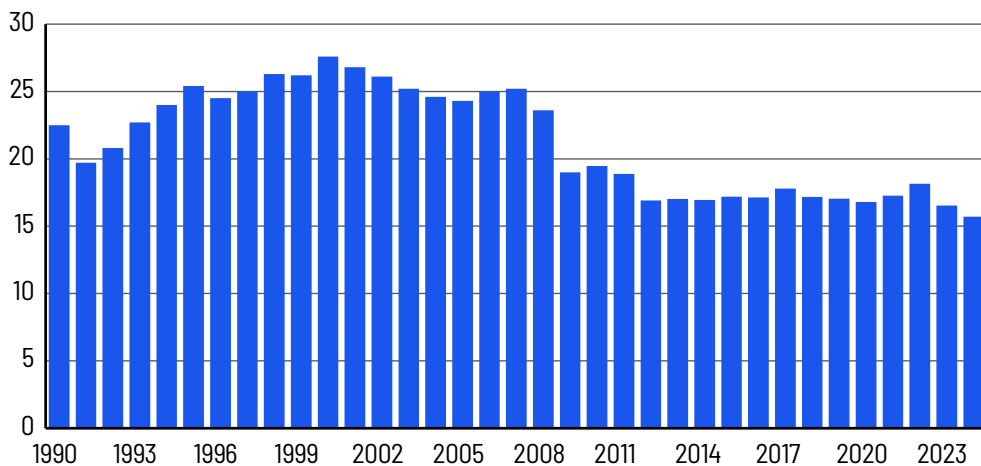


Target 9.2

Promote inclusive and sustainable industrialization and, by 2030, significantly raise industry's share of employment and gross domestic product, in line with national circumstances, and double its share in least developed countries.

SDG 9.2.1.a

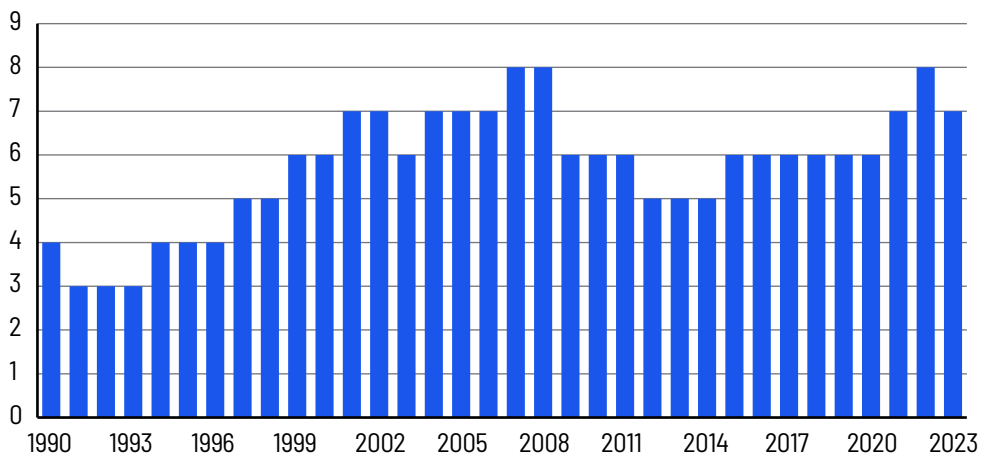
Manufacturing value added as a proportion of GDP, %



Source: Statistics Finland.

SDG 9.2.1.b

Manufacturing value added per capita, 1 000 euros

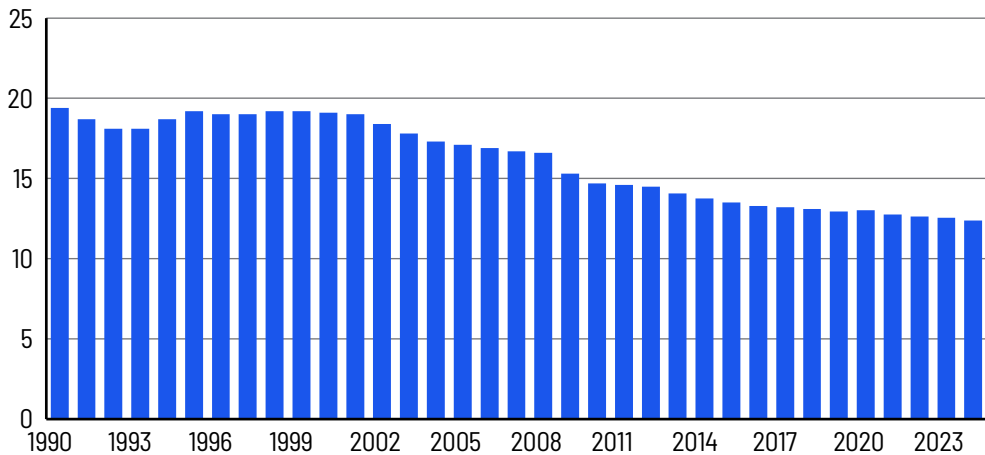


Source: Statistics Finland.



SDG 9.2.2

Manufacturing employment as a proportion of total employment, %



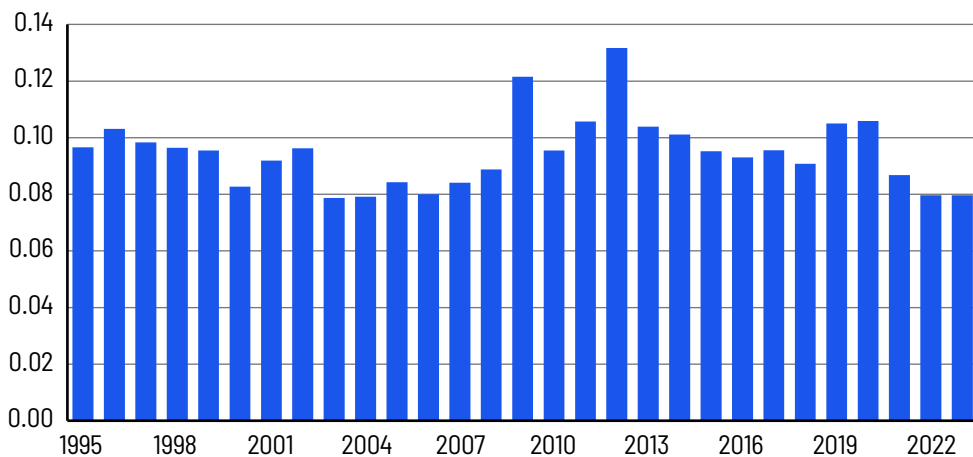
Source: Statistics Finland.

Target 9.3

Increase the access of small-scale industrial and other enterprises, in particular in developing countries, to financial services, including affordable credit, and their integration into value chains and markets.

SDG 9.3.1

Proportion of small-scale industries in total industry value added, %

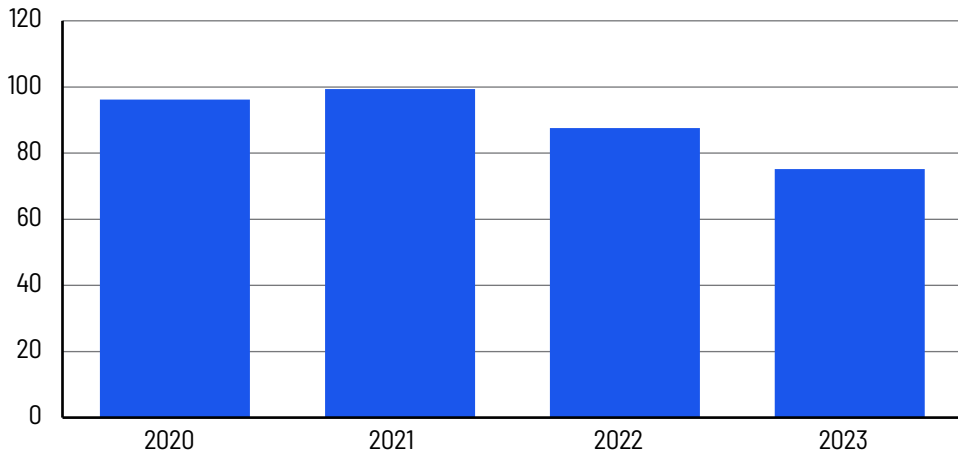


Source: Statistics Finland.



SDG 9.3.2

Proportion of small-scale industries with a loan or line of credit



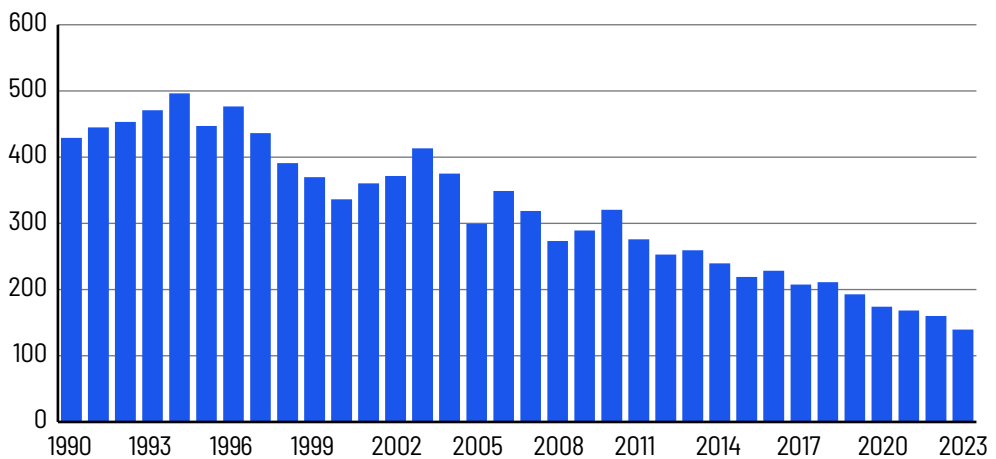
Source: Bank of Finland.

Target 9.4

By 2030, upgrade infrastructure and retrofit industries to make them sustainable, with increased resource-use efficiency and greater adoption of clean and environmentally sound technologies and industrial processes, with all countries taking action in accordance with their respective capabilities.

SDG 9.4.1

CO₂ emission per unit of value added, kt CO₂/million euros



Source: Statistics Finland.

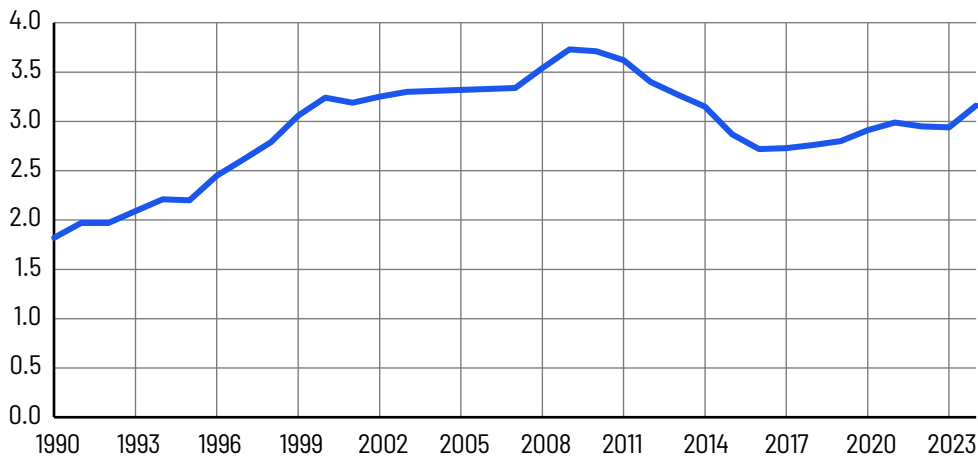


Target 9.5

Enhance scientific research, upgrade the technological capabilities of industrial sectors in all countries, in particular developing countries, including, by 2030, encouraging innovation and substantially increasing the number of research and development workers per 1 million people and public and private research and development spending.

SDG 9.5.1

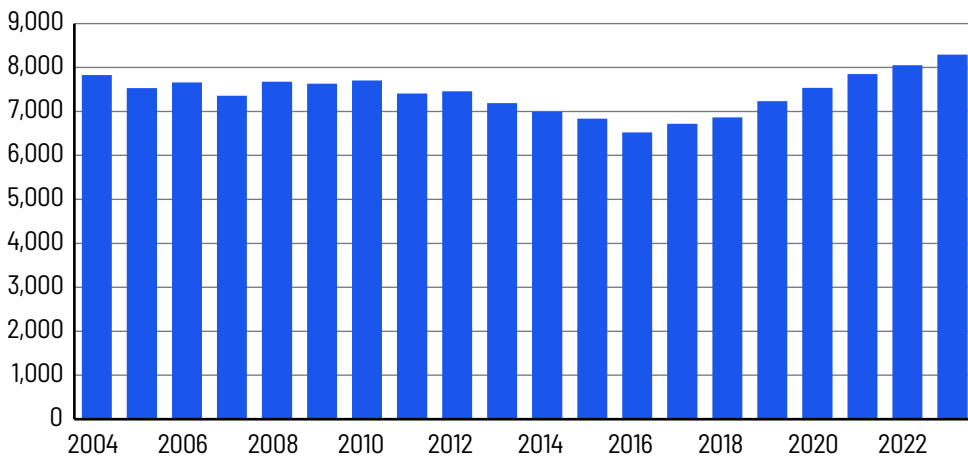
Research and development expenditure as a proportion of GDP, %



Source: Statistics Finland.

SDG 9.5.2

Researchers (in full-time equivalent) per million inhabitants



Source: Statistics Finland.

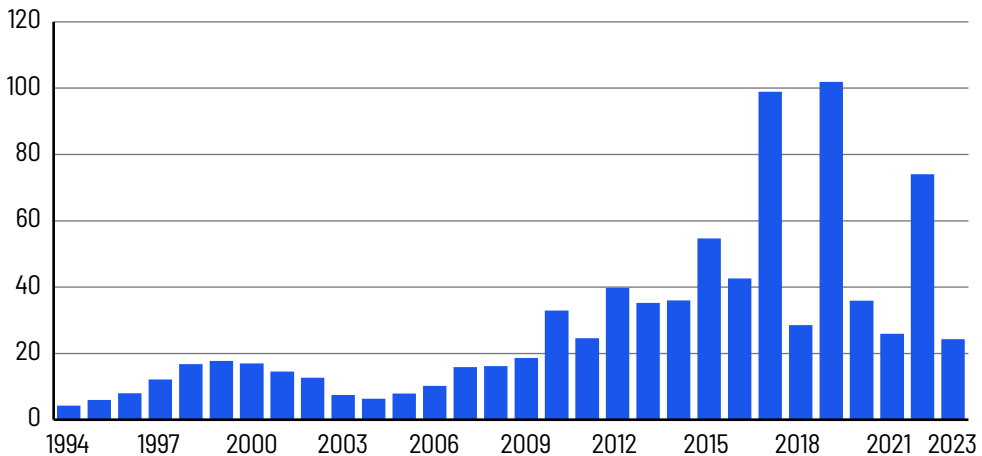


Target 9.a

Facilitate sustainable and resilient infrastructure development in developing countries through enhanced financial, technological and technical support to African countries, least developed countries, landlocked developing countries and small island developing States.

SDG 9.a.1

Total official international support (official development assistance plus other official flows) to infrastructure, million euros



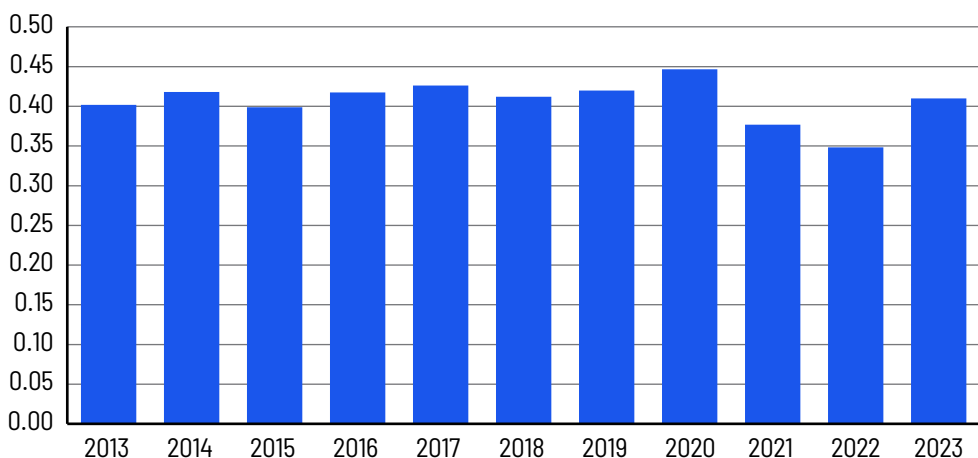
Source: Ministry for Foreign Affairs (ODA), FINNVERA (OOF).

Target 9.b

Support domestic technology development, research and innovation in developing countries, including by ensuring a conducive policy environment for, inter alia, industrial diversification and value addition to commodities.

SDG 9.b.1

Proportion of medium and high-tech industry value added in total value added, %



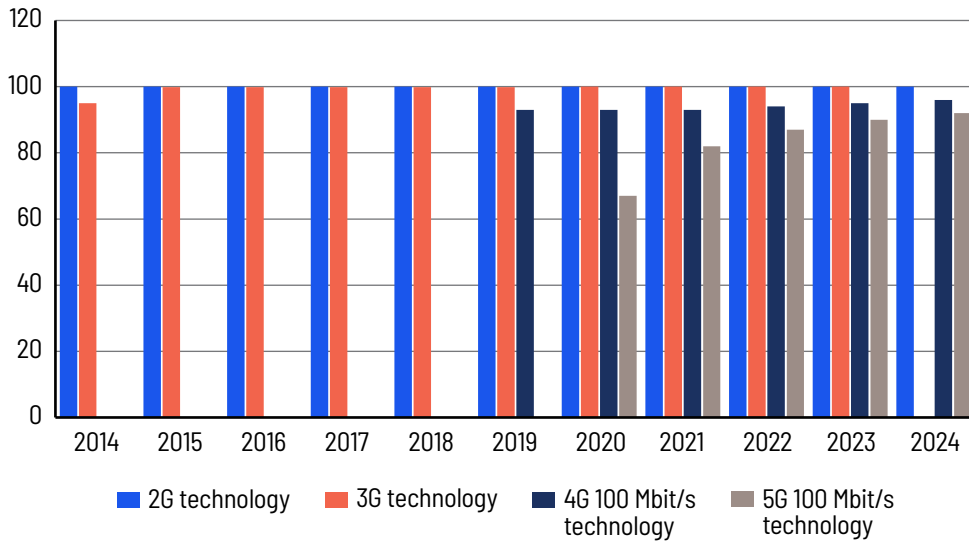
Source: Statistics Finland.

Target 9.c

Significantly increase access to information and communications technology and strive to provide universal and affordable access to the Internet in least developed countries by 2020.

SDG 9.c.1

Proportion of population covered by a mobile network, by technology, %



Source: The Finnish Transport and Communications Agency Traficom.



GOAL 10

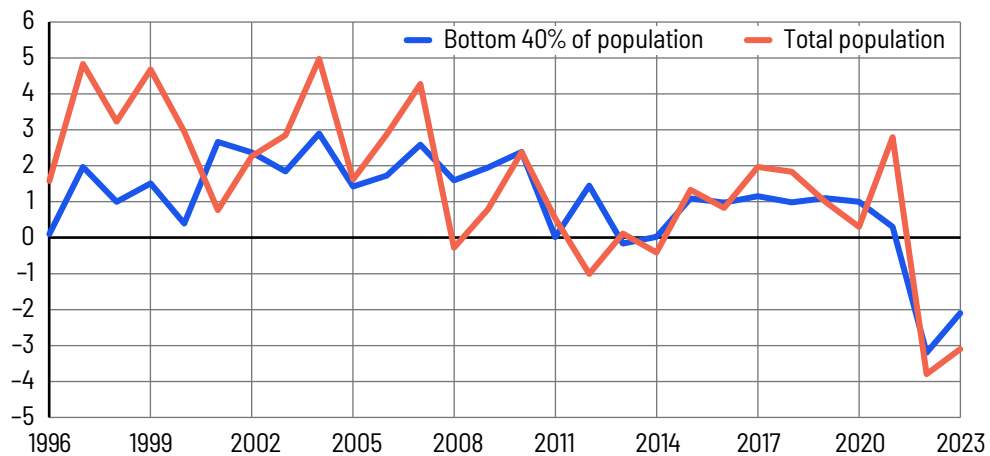
Reduce inequality within and among countries

Target 10.1

By 2030, progressively achieve and sustain income growth of the bottom 40 per cent of the population at a rate higher than the national average.

SDG 10.1.1.a, b

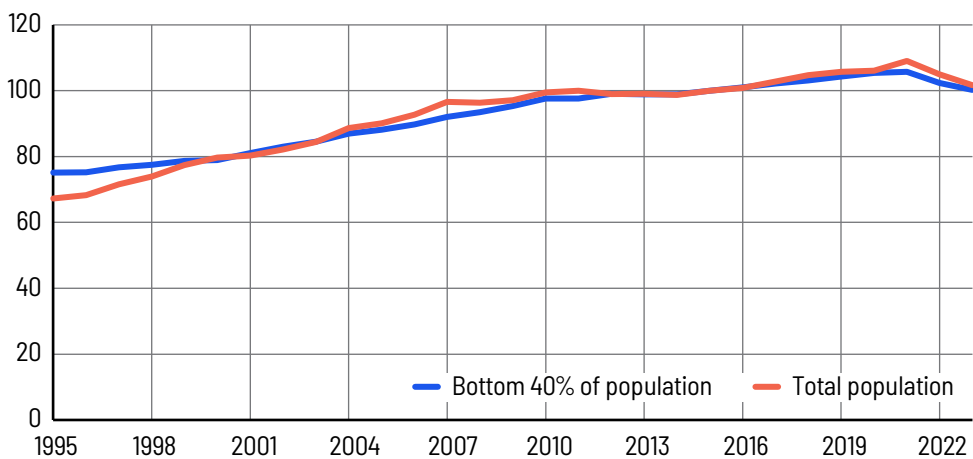
Year-to-year change of mean income of the bottom 40 % of population and the total population, %



Source: Statistics Finland.

SDG 10.1.1.c, d

Growth rate of the mean of equivalent disposable money income per capita, 2015=100

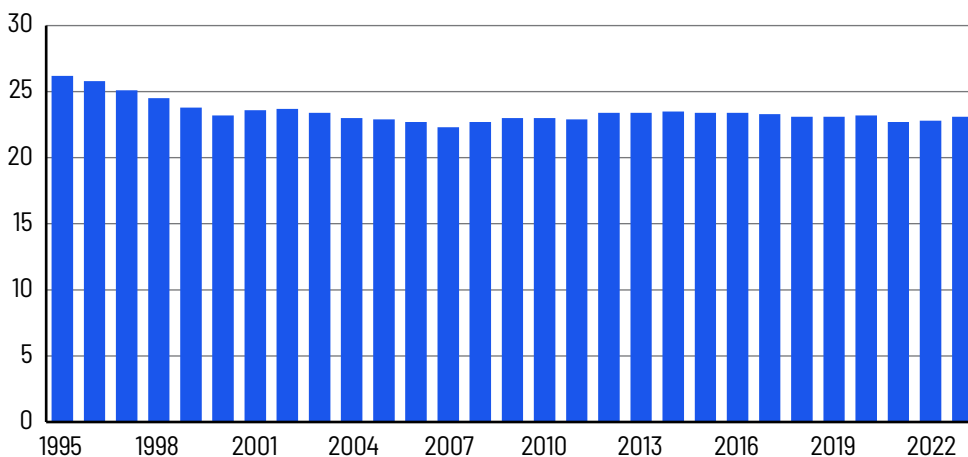


Source: Statistics Finland.



SDG 10.1.1.e

Income share of the bottom 40 % of the population, %



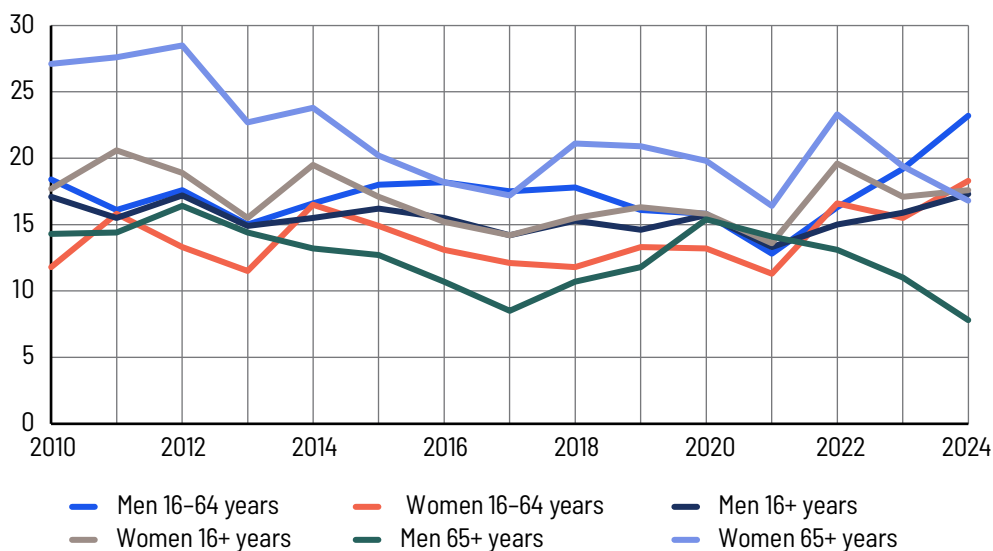
Source: Statistics Finland.

Target 10.2

By 2030, empower and promote the social, economic and political inclusion of all, irrespective of age, sex, disability, race, ethnicity, origin, religion or economic or other status.

SDG 10.2.1

People with activity limitations living below 60 per cent of median income, %



Source: Statistics Finland.

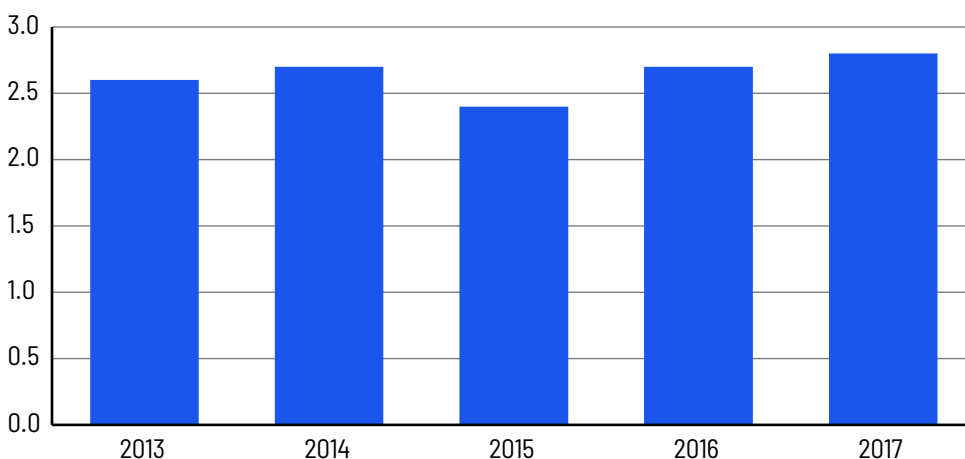


Target 10.3

Ensure equal opportunity and reduce inequalities of outcome, including by eliminating discriminatory laws, policies and practices and promoting appropriate legislation, policies and action in this regard.

SDG 10.3.1

Proportion of population reporting having personally felt discriminated against or harassed in the previous 12 months, %



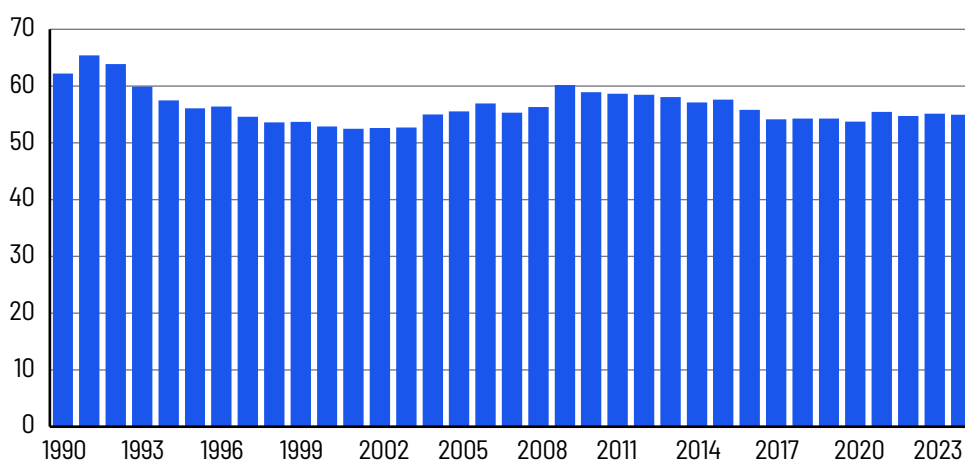
Source: Institute of Criminology and Legal Policy (Krimo), University of Helsinki

Target 10.4

Adopt policies, especially fiscal, wage and social protection policies, and progressively achieve greater equality.

SDG 10.4.1

Labour share of GDP, %



Source: UN database.

SDG 10.4.2

Redistributive impact of fiscal policy:

No data available

Source: Ministry of Finance.



Target 10.5

Improve the regulation and monitoring of global financial markets and institutions and strengthen the implementation of such regulations.

SDG 10.5.1.a

Financial Soundness Indicators

	2024
Regulatory Tier 1 capital to risk-weighted assets	19.2
Regulatory Tier 1 capital to assets	6.4
Nonperforming loans net of provisions to capital	19.3
Nonperforming loans to total gross loans	1.4
Return on assets	1.0
Liquid assets to short-term liabilities	0.0
Residential real estate prices	11.7

Source: Statistics Finland.

Target 10.6

Ensure enhanced representation and voice for developing countries in decision-making in global international economic and financial institutions in order to deliver more effective, credible, accountable and legitimate institutions.

SDG 10.6.1

Proportion of members and voting rights of developing countries in international organizations:

No data available. Global indicator

Target 10.7

Facilitate orderly, safe, regular and responsible migration and mobility of people, including through the implementation of planned and well-managed migration policies.

SDG 10.7.1

Recruitment cost borne by employee as a proportion of monthly income earned in country of destination:

No data available

Source: Finnish Immigration Service.

SDG 10.7.2

Countries with migration policies that facilitate orderly, safe, regular and responsible migration and mobility of people:

Finland 100%

Source: Finnish Immigration Service.



SDG 10.7.3

Number of people who died or disappeared in the process of migration towards an international destination:

No data available. Global indicator

SDG 10.7.4

Proportion of the population who are refugees, by country of origin:

No data available

Target 10.a

Implement the principle of special and differential treatment for developing countries, in particular least developed countries, in accordance with World Trade Organization agreements.

SDG 10.a.1

Proportion of tariff lines applied to imports from least developed countries and developing countries with zero-tariff:

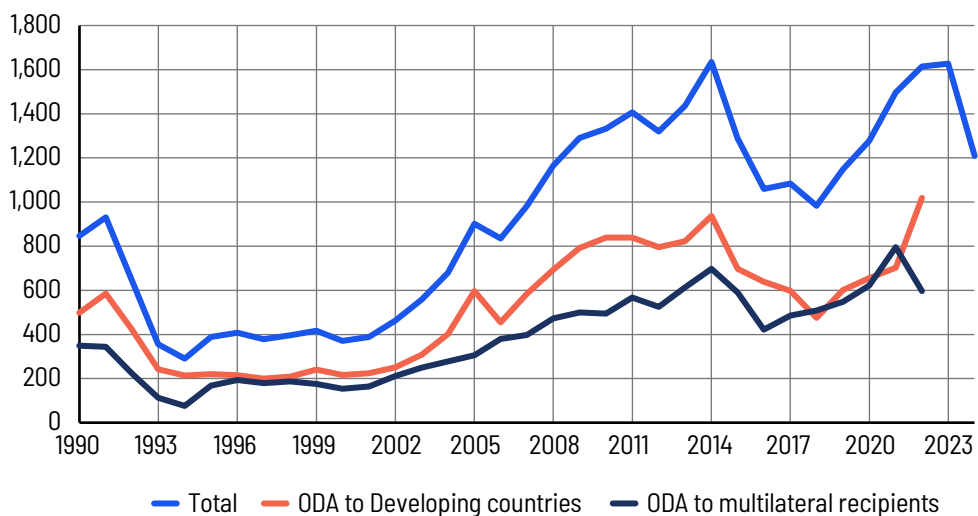
No data available. Global indicator

Target 10.b

Encourage official development assistance and financial flows, including foreign direct investment, to States where the need is greatest, in particular least developed countries, African countries, small island developing States and landlocked developing countries, in accordance with their national plans and programmes.

SDG 10.b.1

Total Official Development Aid (ODA), million USD



Source: Ministry for Foreign Affairs.



Target 10.c

By 2030, reduce to less than 3 per cent the transaction costs of migrant remittances and eliminate remittance corridors with costs higher than 5 per cent.

SDG 10.c.1

Remittance costs as a proportion of the amount remitted: **No data available**

Source: Statistics Finland.

GOAL 11

Make cities and human settlements inclusive, safe, resilient and sustainable

Target 11.1

By 2030, ensure access for all to adequate, safe and affordable housing and basic services and upgrade slums.

SDG 11.1.1

Proportion of urban population living in slums, informal settlements or inadequate housing:

No data available

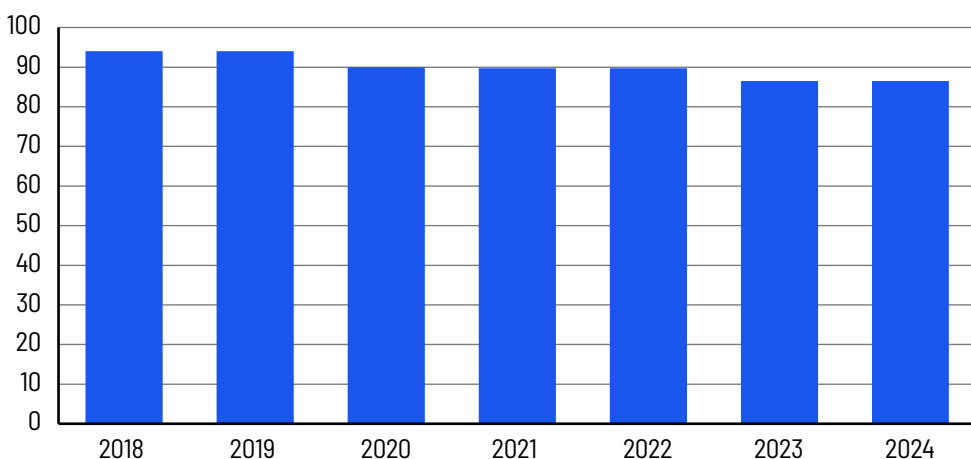
Source: Statistics Finland.

Target 11.2

By 2030, provide access to safe, affordable, accessible and sustainable transport systems for all, improving road safety, notably by expanding public transport, with special attention to the needs of those in vulnerable situations, women, children, persons with disabilities and older persons.

SDG 11.2.1.a

Proportion of population that has convenient access to public transport, %



Source: Statistics Finland.

SDG 11.2.1.b

Proportion of population that has convenient access to public transport in Helsinki, %

Total	99.2%
Men	99.2%
Women	99.2%
0-6 years	99.2%
7-14 years	98.8%
15-17 years	98.9%
18-29 years	99.5%
30-49 years	99.2%
50-64 years	99.0%
65-74 years	99.0%
75 years or older	99.3%

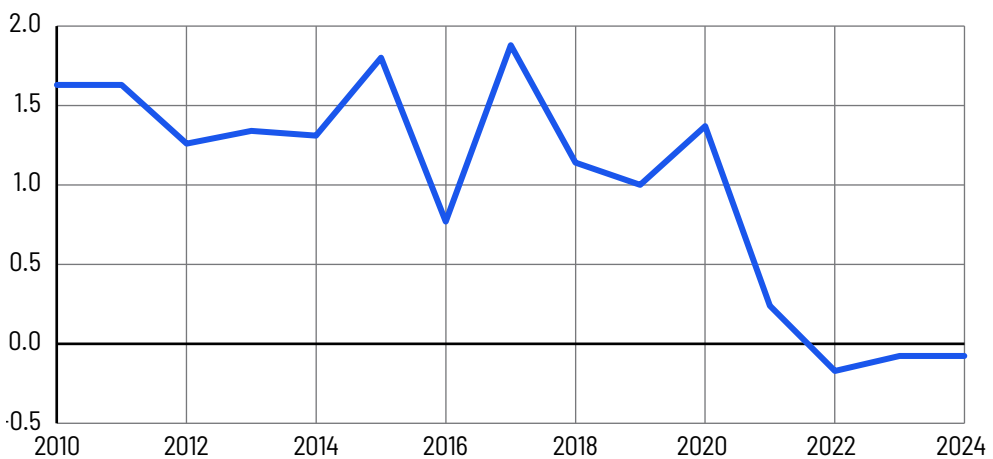
Source: Helsinki Regional Transport Authority.

Target 11.3

By 2030, enhance inclusive and sustainable urbanization and capacity for participatory, integrated and sustainable human settlement planning and management in all countries.

SDG 11.3.1

Ratio of land consumption rate to population growth rate



Source: Finnish Environment Institute.

SDG 11.3.2

Proportion of cities with a direct participation structure of civil society in urban planning and management that operate regularly and democratically:

100%

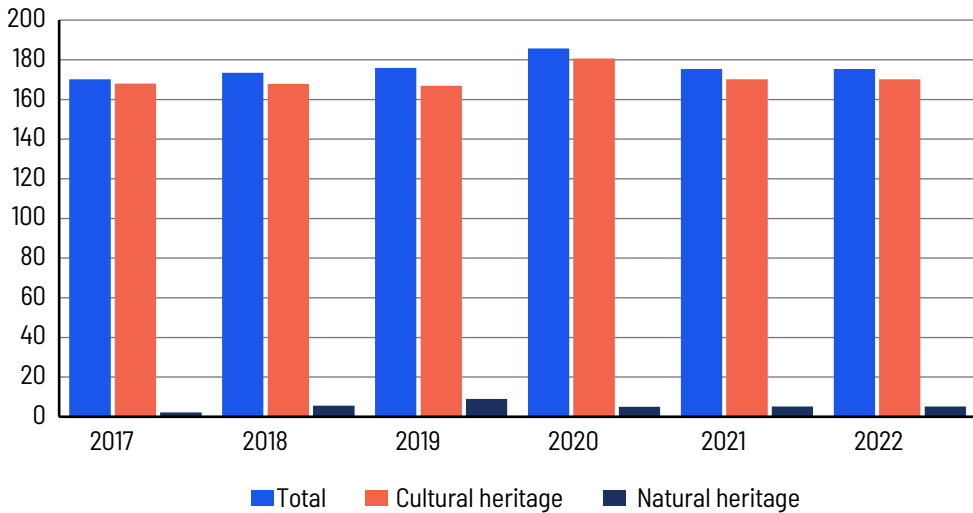
Source: Ministry of Environment.

Target 11.4

Strengthen efforts to protect and safeguard the world’s cultural and natural heritage.

SDG 11.4.1.a

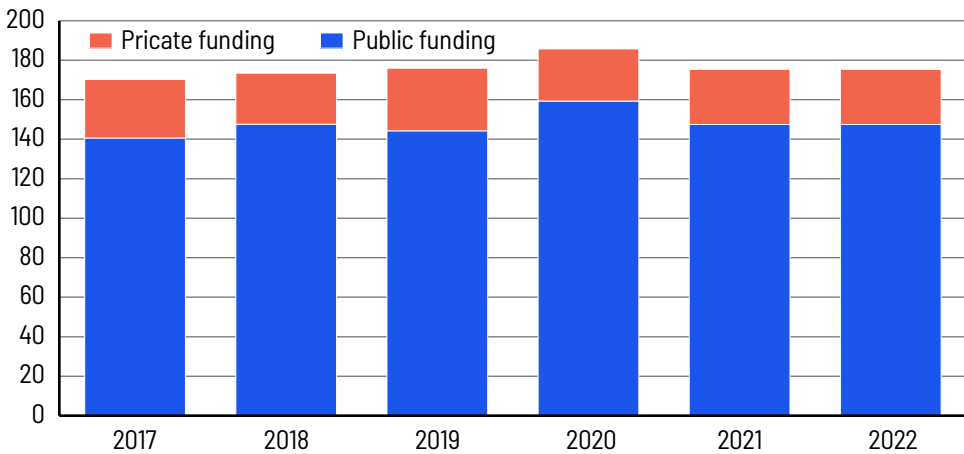
Total per capita expenditure on the preservation, protection and conservation of cultural and natural heritage, euros



Source: Statistics Finland.

SDG 11.4.1.b

Total per capita financing for the preservation, protection and conservation of cultural and natural heritage, euros



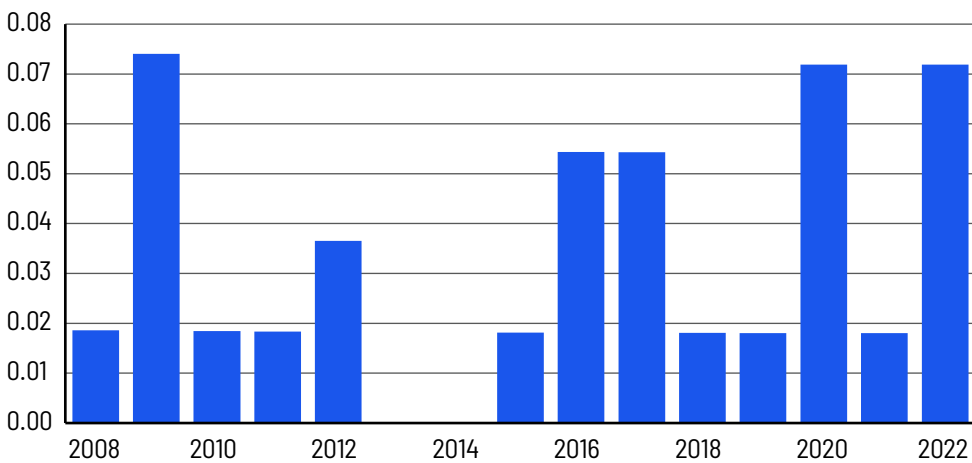
Source: Statistics Finland.

Target 11.5

By 2030, significantly reduce the number of deaths and the number of people affected and substantially decrease the direct economic losses relative to global gross domestic product caused by disasters, including water-related disasters, with a focus on protecting the poor and people in vulnerable situations.

SDG 11.5.1

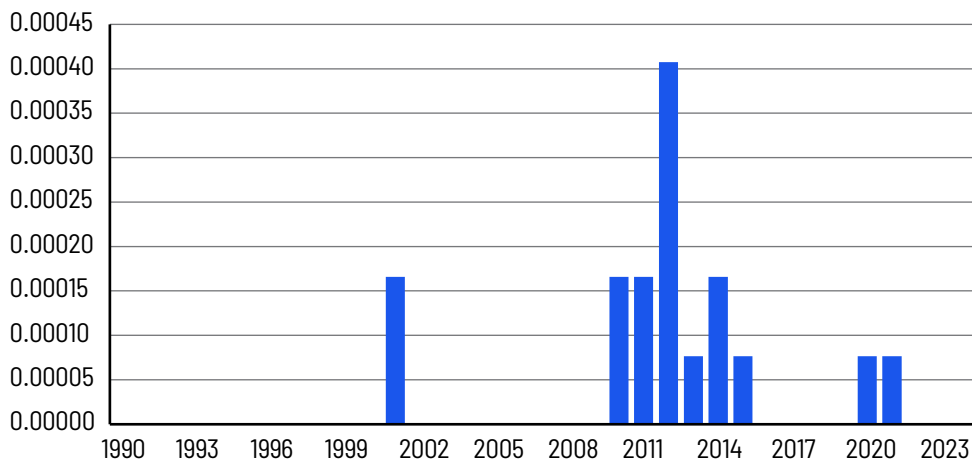
Number of deaths attributed to disasters per 100,000 population



Source: Statistics Finland.

SDG 11.5.2

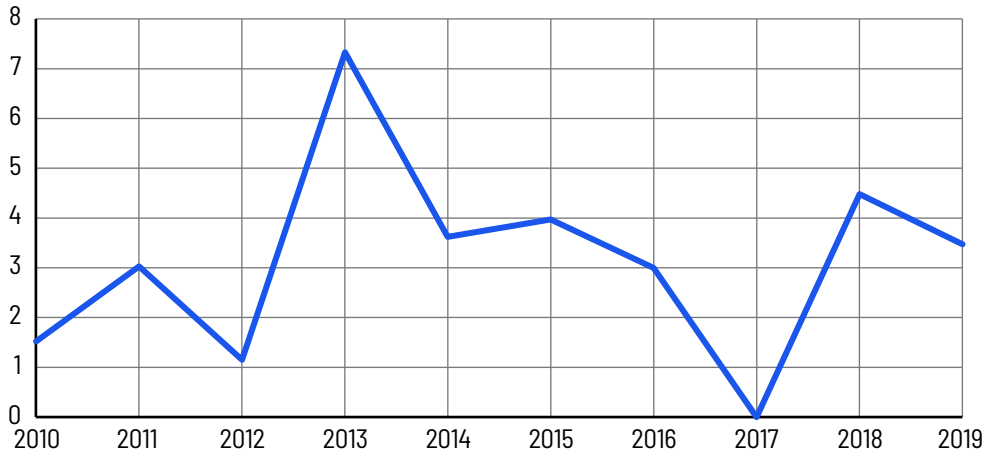
Direct economic loss attributed to disasters in relation to gross domestic product (GDP), %



Source: Statistics Finland.

SDG 11.5.3

Number of disruptions to basic services, attributed to disasters



Source: Energy federation.

Target 11.6

By 2030, reduce the adverse per capita environmental impact of cities, including by paying special attention to air quality and municipal and other waste management.

SDG 11.6.1

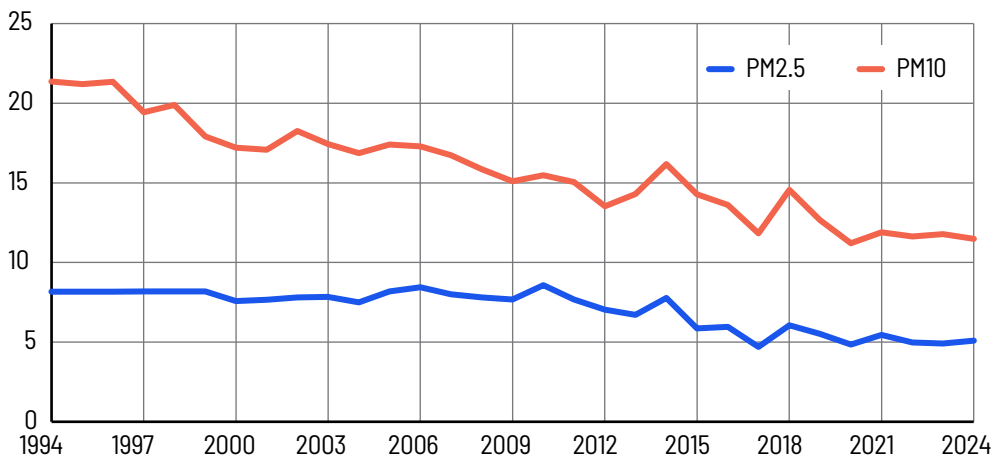
Proportion of municipal solid waste collected and managed in controlled facilities out of total municipal waste generated in cities:

Finland 100%

Source: Ministry of the Environment.

SDG 11.6.2

Annual mean levels of fine particulate matter (e.g. PM2.5 and PM10) in cities (population weighted)



Source: Finnish Meteorological Institute.

Target 11.7

By 2030, provide universal access to safe, inclusive and accessible, green and public spaces, in particular for women and children, older persons and persons with disabilities.

SDG 11.7.1

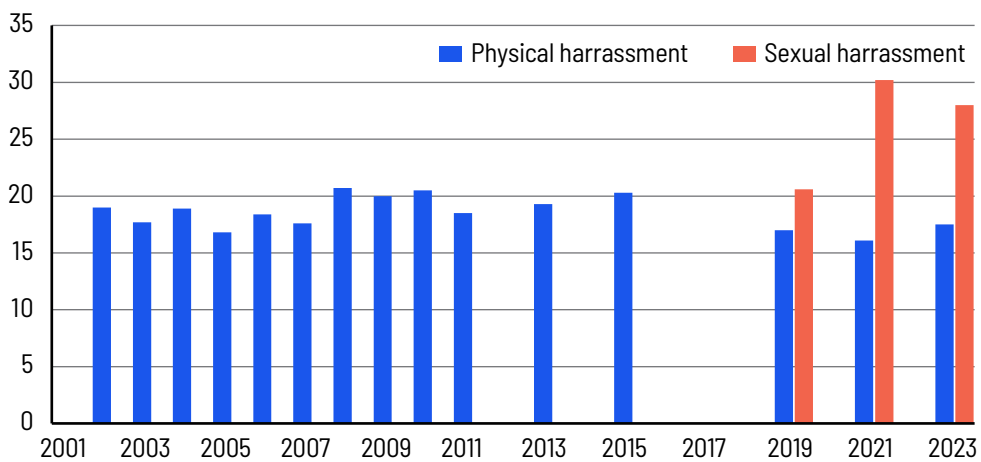
Average share of the built-up area of cities that is open space for public use for all, %:

No data available

Source: Finnish Environment Institute.

SDG 11.7.2

Proportion of persons victim of physical harassment, schoolchildren, grades 8 and 9, %



Source: Finnish Institute for Health and Welfare.

Target 11.a

Support positive economic, social and environmental links between urban, peri-urban and rural areas by strengthening national and regional development planning.

SDG 11.a.1

Number of countries that have national urban policies or regional development plans that (a) respond to population dynamics; (b) ensure balanced territorial development; and (c) increase local fiscal space:

No data available

Source: Ministry of Environment.



Target 11.b

By 2020, substantially increase the number of cities and human settlements adopting and implementing integrated policies and plans towards inclusion, resource efficiency, mitigation and adaptation to climate change, resilience to disasters, and develop and implement, in line with the Sendai Framework for Disaster Risk Reduction 2015–2030, holistic disaster risk management at all levels.

SDG 11.b.1

Number of countries that adopt and implement national disaster risk reduction strategies in line with the Sendai Framework for Disaster Risk Reduction 2015–2030:

Finland 100%

Source: Ministry of Interior.

SDG 11.b.2

Proportion of local governments that adopt and implement local disaster risk reduction strategies in line with national disaster risk reduction strategies:

Finland 100%

Source: Ministry of Interior.

Target 11.c

Support least developed countries, including through financial and technical assistance, in building sustainable and resilient buildings utilizing local materials.

No suitable replacement indicator has been proposed by UNSD.



GOAL 12

Ensure sustainable consumption and production patterns

Target 12.1

Implement the 10-Year Framework of Programmes on Sustainable Consumption and Production Patterns, all countries taking action, with developed countries taking the lead, taking into account the development and capabilities of developing countries.

SDG 12.1.1

Countries developing, adopting or implementing policy instruments aimed at supporting the shift to sustainable consumption and production:

Finland 100%

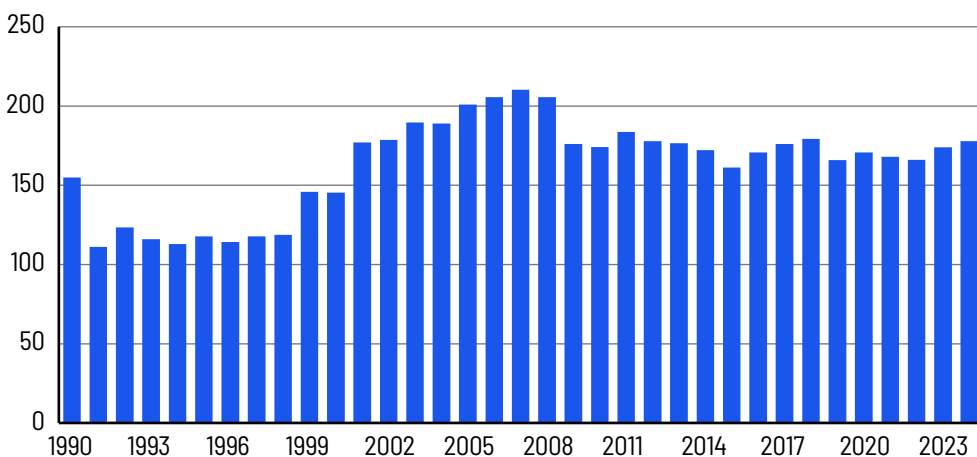
Source: Ministry of Environment.

Target 12.1

By 2030, achieve the sustainable management and efficient use of natural resources.

SDG 12.2.1.a

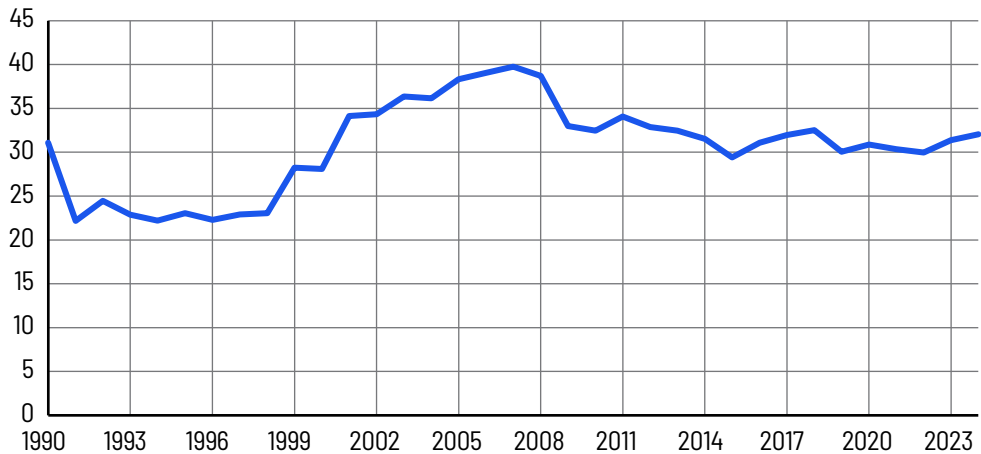
Material footprint (RMC), million tons



Source: UN database.

SDG 12.2.1.b

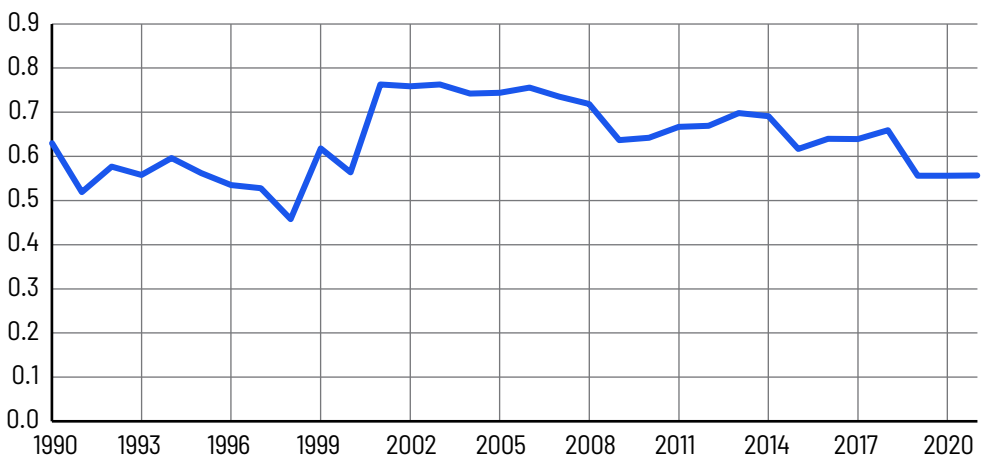
Material footprint (RMC) per capita (tons)



Source: UN database.

SDG 12.2.1.c

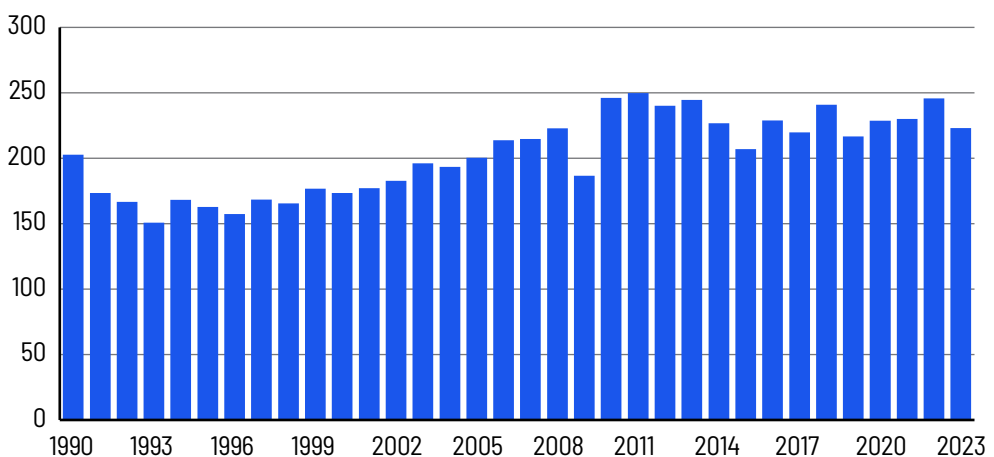
Material footprint (RMC) per GDP unit, USD



Source: UN database.

SDG 12.2.2.a

Domestic material consumption, million tons

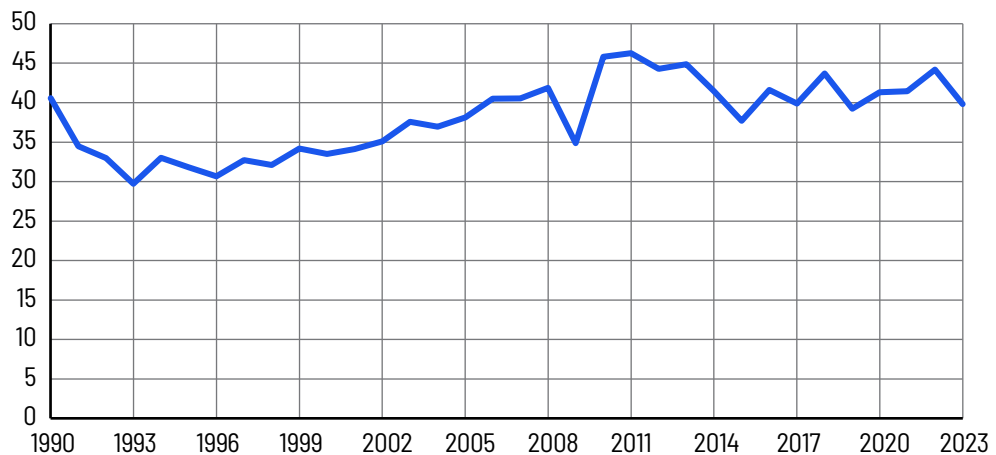


Source: Statistics Finland.



SDG 12.2.2.b

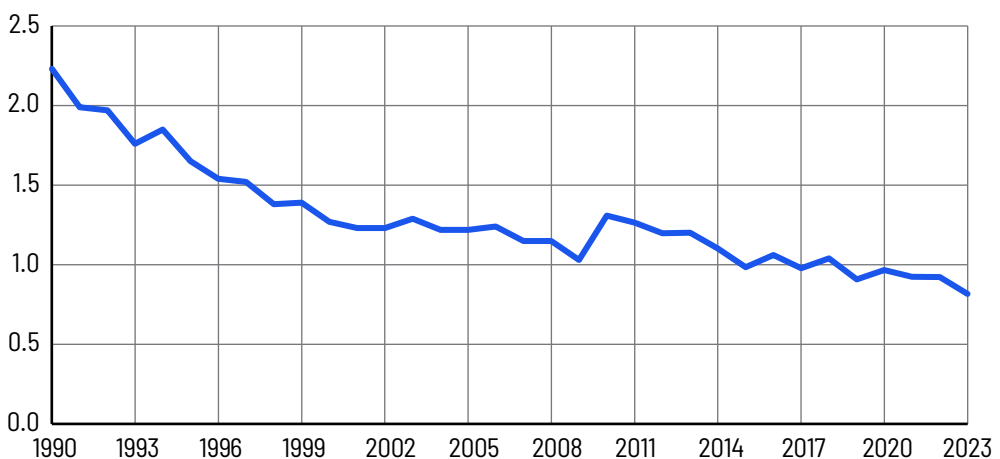
Domestic material consumption per capita, tons



Source: Statistics Finland.

SDG 12.2.2.c

Domestic material consumption per GDP, kgs/euro



Source: Statistics Finland.

Target 12.3

By 2030, halve per capita global food waste at the retail and consumer levels and reduce food losses along production and supply chains, including post-harvest losses.

SDG 12.3.1.a

Food loss index:

31.0% in Finland during 2018–2019

Source: Natural Resources Institute Finland.

SDG 12.3.1.b

Food waste index:

9.35% in Finland during 2018–2019

Source: Natural Resources Institute Finland.

Target 12.4

By 2020, achieve the environmentally sound management of chemicals and all wastes throughout their life cycle, in accordance with agreed international frameworks, and significantly reduce their release to air, water and soil in order to minimize their adverse impacts on human health and the environment.

SDG 12.4.1

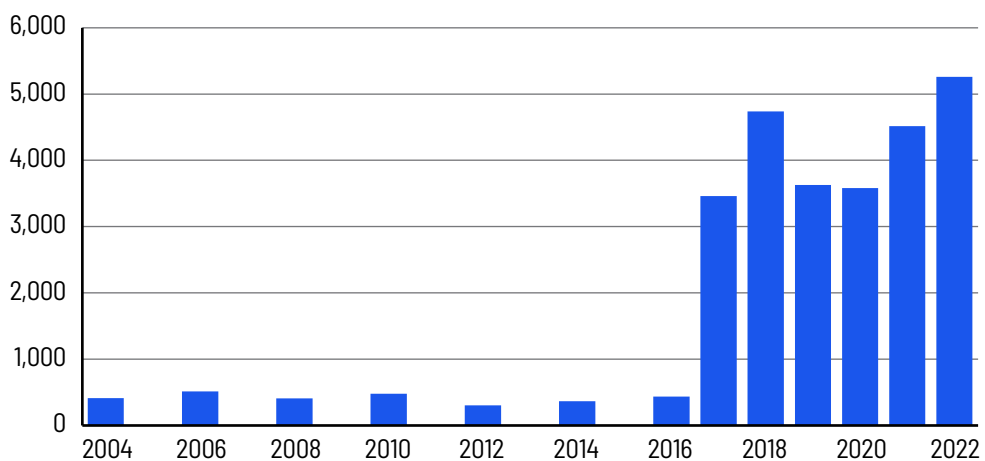
Number of parties to international multilateral environmental agreements on hazardous waste, and other chemicals that meet their commitments and obligations in transmitting information as required by each relevant agreement

No data available. Global indicator

Source: Ministry of Environment.

SDG 12.4.2.a

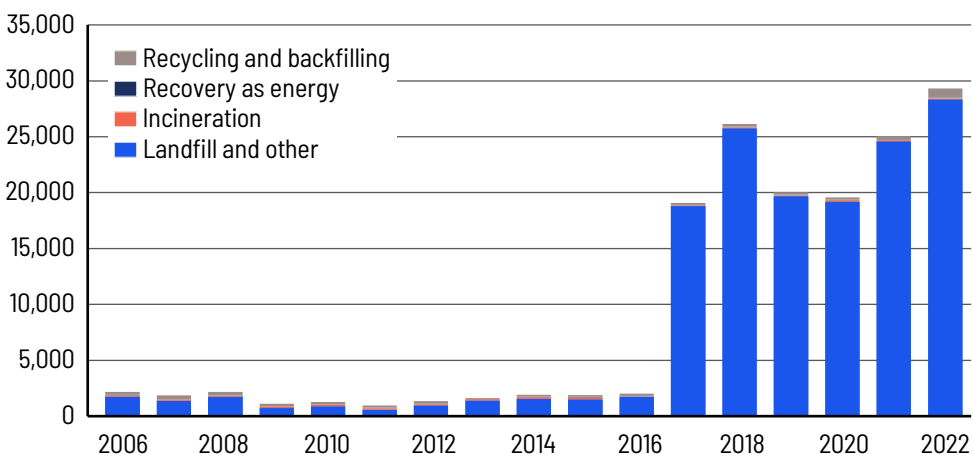
Hazardous waste generated per capita, kg



Source: Statistics Finland.

SDG 12.4.2.b

Proportion of hazardous waste treated by type of treatment (1000 tons)



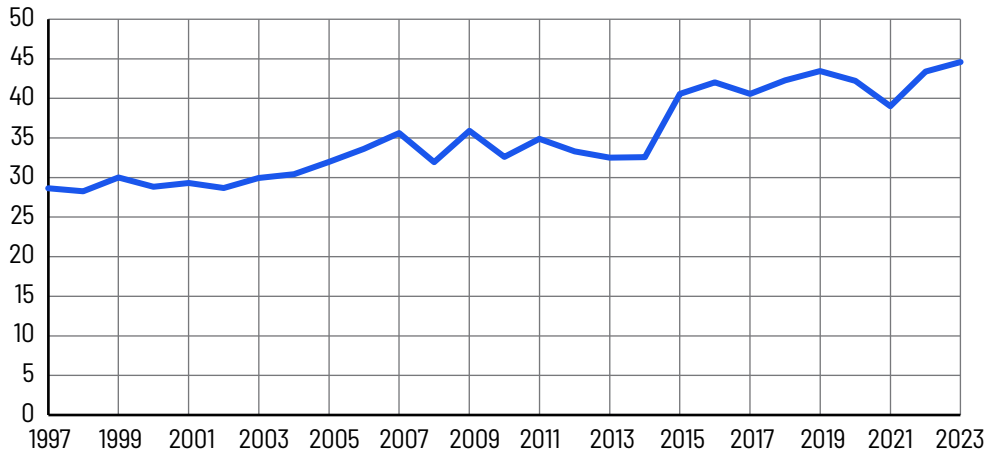
Source: Statistics Finland.

Target 12.5

By 2030, substantially reduce waste generation through prevention, reduction, recycling and reuse.

SDG 12.5.1.a

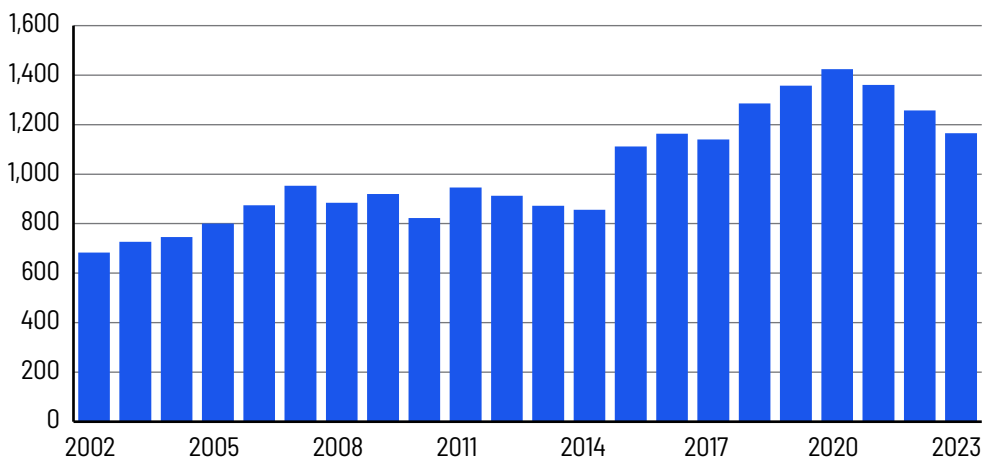
National recycling rate; Community waste, %



Source: Statistics Finland.

SDG 12.5.1.b

National recycling rate; Community waste, 1000 tons of material recycled



Source: Statistics Finland.

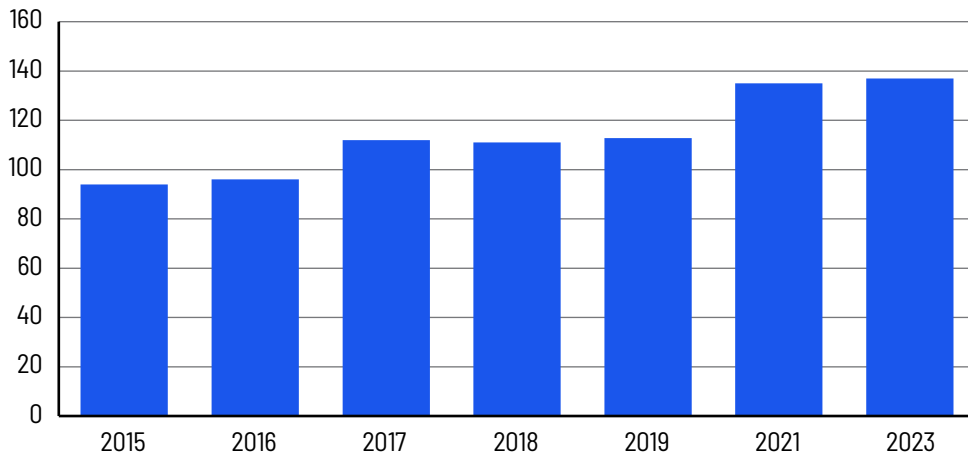


Target 12.6

Encourage companies, especially large and transnational companies, to adopt sustainable practices and to integrate sustainability information into their reporting cycle.

SDG 12.6.1

Number of companies publishing sustainability reports



Source: FIBS - Finnish Business & Society.

Target 12.7

Promote public procurement practices that are sustainable, in accordance with national policies and priorities.

SDG 12.7.1

Countries implementing sustainable public procurement policies and action plans:

Finland 75% in 2020

Source: Ministry of Environment.

Target 12.8

By 2030, ensure that people everywhere have the relevant information and awareness for sustainable development and lifestyles in harmony with nature.

SDG 12.8.1.a

Extent to which (i) global citizenship education and (ii) education for sustainable development are mainstreamed in national education policies:

87.5% in 2020

Source: Ministry of Education and Culture.



SDG 12.8.1.b

Extent to which (i) global citizenship education and (ii) education for sustainable development are mainstreamed in curricula:

81.3% in 2020

Source: Ministry of Education and Culture.

SDG 12.8.1.c

Extent to which (i) global citizenship education and (ii) education for sustainable development are mainstreamed in teacher education:

85.0% in 2020

Source: Ministry of Education and Culture.

SDG 12.8.1.d

Extent to which (i) global citizenship education and (ii) education for sustainable development are mainstreamed student assessment:

No data available

Source: Ministry of Education and Culture.

Target 12.a

Support developing countries to strengthen their scientific and technological capacity to move towards more sustainable patterns of consumption and production.

SDG 12.a.1

Installed renewable energy-generating capacity in developing and developed countries (in watts per capita):

No data available. Global indicator

Source: Ministry of Economic Affairs and Employment.

Target 12.b

Develop and implement tools to monitor sustainable development impacts for sustainable tourism that creates jobs and promotes local culture and products.

SDG 12.b.1

Implementation of standard accounting tools to monitor the economic and environmental aspects of tourism sustainability:

No data available

Source: Ministry of Economic Affairs and Employment.



Target 12.c

Rationalize inefficient fossil-fuel subsidies that encourage wasteful consumption by removing market distortions, in accordance with national circumstances, including by restructuring taxation and phasing out those harmful subsidies, where they exist, to reflect their environmental impacts, taking fully into account the specific needs and conditions of developing countries and minimizing the possible adverse impacts on their development in a manner that protects the poor and the affected communities.

SDG 12.c.1

Amount of fossil-fuel subsidies (production and consumption)
per unit of GDP:

No data available for this indicator

Source: Ministry of Finance Finland.

GOAL 13

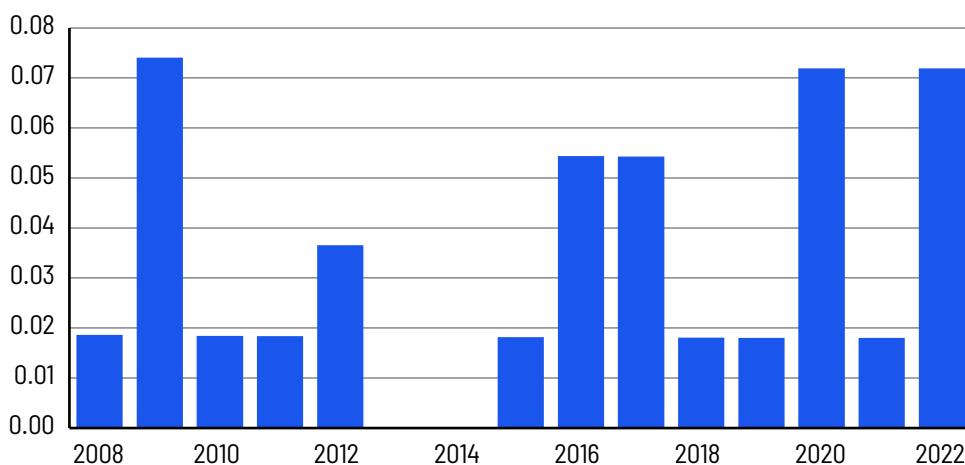
Take urgent action to combat climate change and its impacts

Target 13.1

Strengthen resilience and adaptive capacity to climate-related hazards and natural disasters in all countries.

SDG 13.1.1

Number of deaths attributed to disasters per 100,000 population



Source: Statistics Finland.

SDG 13.1.2

Number of countries that adopt and implement national disaster risk reduction strategies in line with the Sendai Framework for Disaster Risk Reduction 2015–2030:

Finland 100%

Source: Ministry of Interior.

SDG 13.1.3

Proportion of local governments that adopt and implement local disaster risk reduction strategies in line with national disaster risk reduction strategies:

Finland 100%

Source: Ministry of Interior.



Target 13.2

Integrate climate change measures into national policies, strategies and planning.

SDG 13.2.1

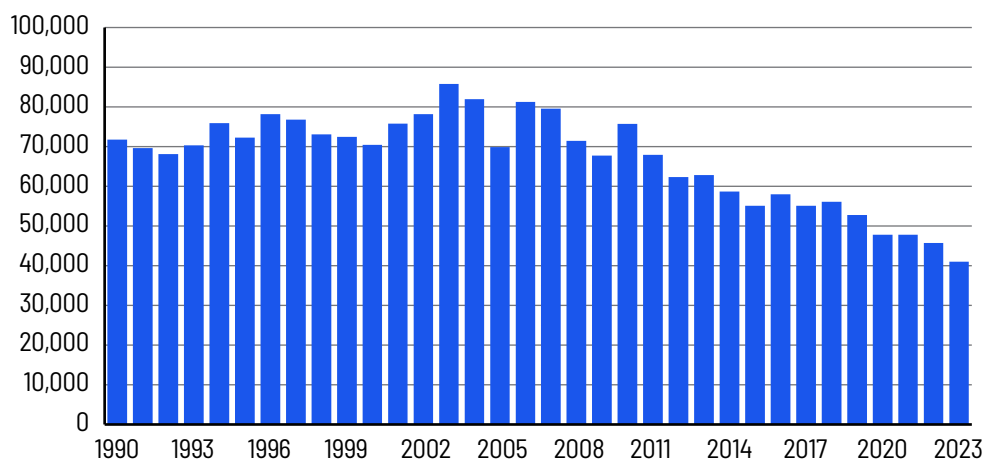
Number of countries with nationally determined contributions, long-term strategies, national adaptation plans and adaptation communications, as reported to the secretariat of the United Nations Framework Convention on Climate Change:

No data available

Source: Ministry of Agriculture and Forestry.

SDG 13.2.2

Total greenhouse gas emissions per year (thousand tons of CO₂ equivalent)



Source: Statistics Finland.

Target 13.3

Improve education, awareness-raising and human and institutional capacity on climate change mitigation, adaptation, impact reduction and early warning.

SDG 13.3.1.a

Extent to which (i) global citizenship education and (ii) education for sustainable development are mainstreamed in national education policies:

87.5% in 2020

Source: Ministry of Education and Culture.

SDG 13.3.1.b

Extent to which (i) global citizenship education and (ii) education for sustainable development are mainstreamed in curricula:

81.3% in 2020

Source: Ministry of Education and Culture.

SDG 13.3.1.c

Extent to which (i) global citizenship education and (ii) education for sustainable development are mainstreamed in teacher education:

85.0% in 2020

Source: Ministry of Education and Culture.

SDG 13.3.1.d

Extent to which (i) global citizenship education and (ii) education for sustainable development are mainstreamed student assessment:

No data available

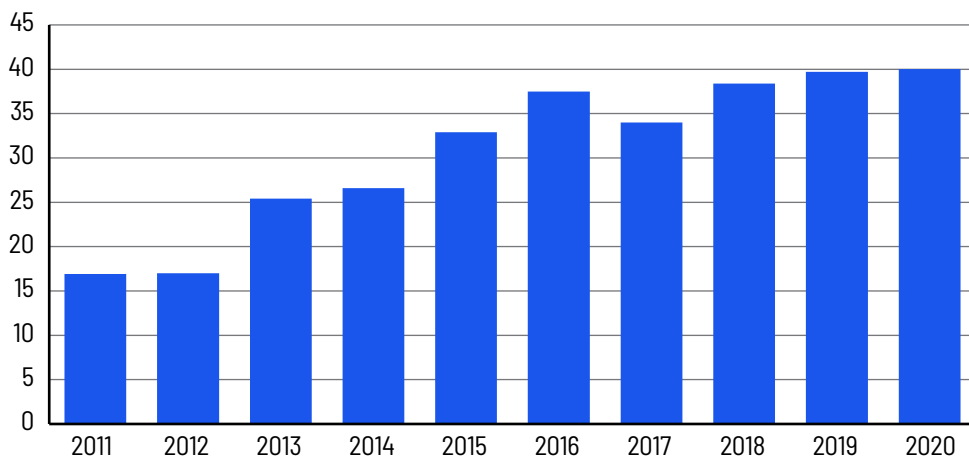
Source: Ministry of Education and Culture.

Target 13.a

Implement the commitment undertaken by developed-country parties to the United Nations Framework Convention on Climate Change to a goal of mobilizing jointly \$100 billion annually by 2020 from all sources to address the needs of developing countries in the context of meaningful mitigation actions and transparency on implementation and fully operationalize the Green Climate Fund through its capitalization as soon as possible.

SDG 13.a.1

Amounts provided and mobilized in United States dollars per year in relation to the continued existing collective mobilization goal of the \$100 billion commitment through to 2025



Source: UN database.



Target 13.b

Promote mechanisms for raising capacity for effective climate change-related planning and management in least developed countries and small island developing States, including focusing on women, youth and local and marginalized communities.

SDG 13.b.1

Number of least developed countries and small island developing States with nationally determined contributions, long-term strategies, national adaptation plans and adaptation communications, as reported to the secretariat of the United Nations Framework Convention on Climate Change:

No data available. Global indicator



GOAL 14

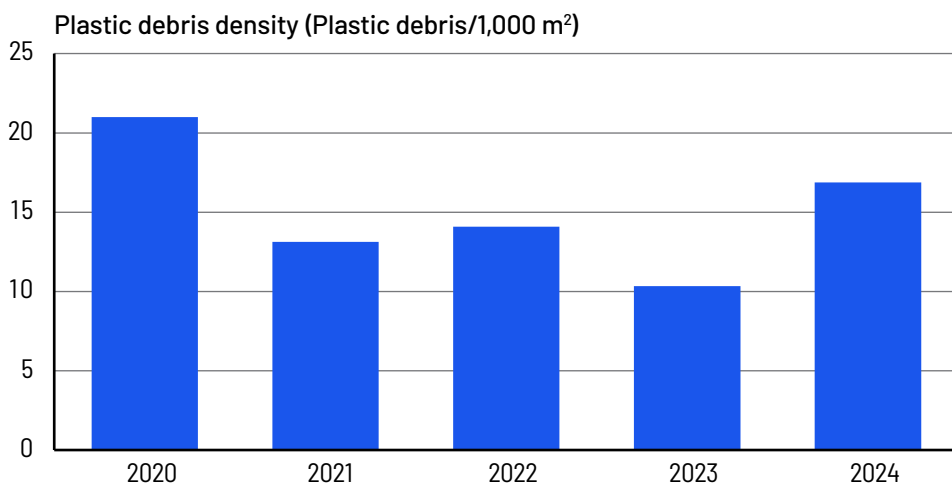
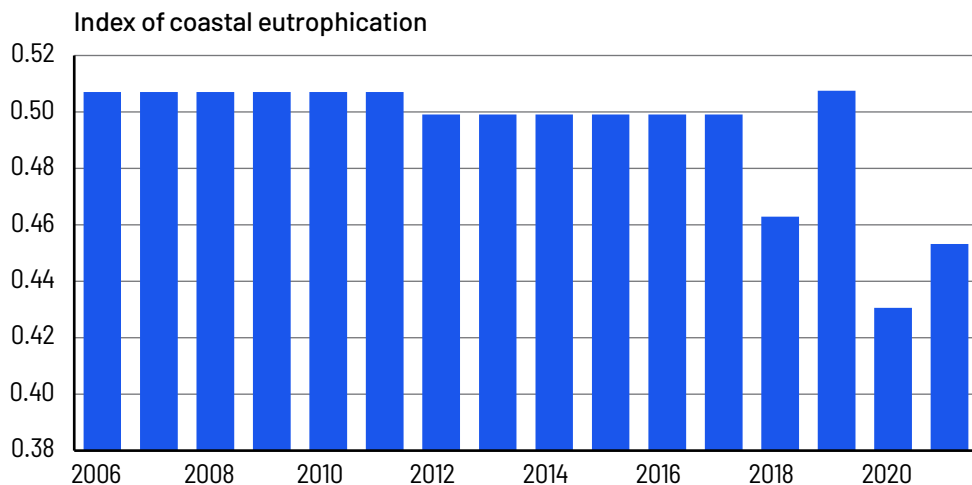
Conserve and sustainably use the oceans, seas and marine resources for sustainable development

Target 14.1

By 2025, prevent and significantly reduce marine pollution of all kinds, in particular from land-based activities, including marine debris and nutrient pollution.

SDG 14.1.1

Index of coastal eutrophication and plastic debris density



Source: Finnish Environment Institute.



Target 14.2

By 2020, sustainably manage and protect marine and coastal ecosystems to avoid significant adverse impacts, including by strengthening their resilience, and take action for their restoration in order to achieve healthy and productive oceans.

SDG 14.2.1

Countries using ecosystem-based approaches to managing marine areas:

100% during 2016–2024

Source: Finnish Environment Institute.

Target 14.3

Minimize and address the impacts of ocean acidification, including through enhanced scientific cooperation at all levels.

SDG 14.3.1

Average marine acidity (pH) measured at agreed suite of representative sampling stations:

No data available

Source: Finnish Environment Institute.

Target 14.4

By 2020, effectively regulate harvesting and end overfishing, illegal, unreported and unregulated fishing and destructive fishing practices and implement science-based management plans, in order to restore fish stocks in the shortest time feasible, at least to levels that can produce maximum sustainable yield as determined by their biological characteristics.

SDG 14.4.1

Proportion of fish stocks within biologically sustainable levels:

80% in 2018 and 55,6% in 2021

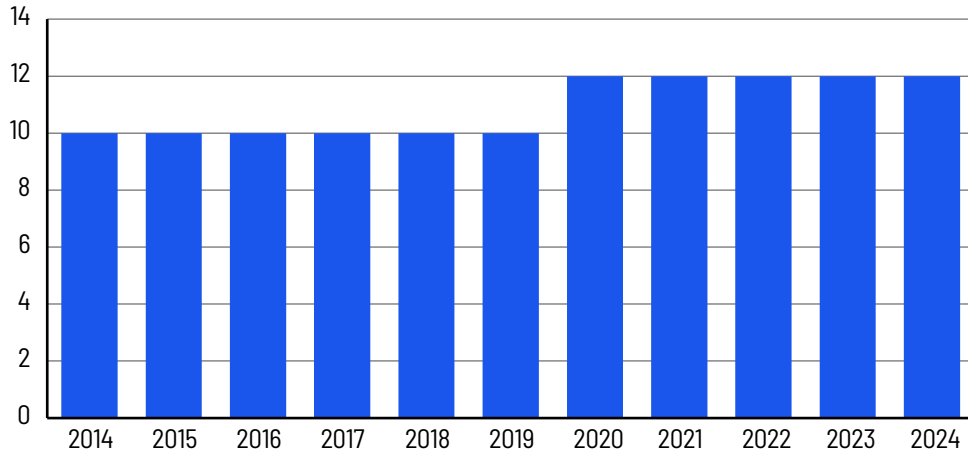
Source: Natural Resources Institute Finland.

Target 14.5

By 2020, conserve at least 10 per cent of coastal and marine areas, consistent with national and international law and based on the best available scientific information.

SDG 14.5.1

Coverage of protected areas in relation to marine areas, %



Source: Finnish Environment Institute.

Target 14.6

By 2020, prohibit certain forms of fisheries subsidies which contribute to overcapacity and overfishing, eliminate subsidies that contribute to illegal, unreported and unregulated fishing and refrain from introducing new such subsidies, recognizing that appropriate and effective special and differential treatment for developing and least developed countries should be an integral part of the World Trade Organization fisheries subsidies negotiation.

SDG 14.6.1

Degree of implementation of international instruments aiming to combat illegal, unreported and unregulated fishing:

No data available

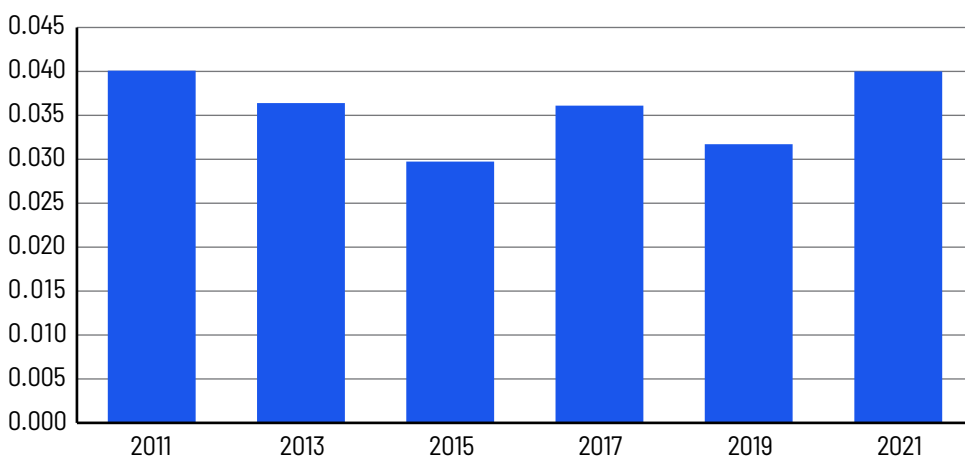
Source: Finnish Environment Institute.

Target 14.7

By 2030, increase the economic benefits to small island developing States and least developed countries from the sustainable use of marine resources, including through sustainable management of fisheries, aquaculture and tourism.

SDG 14.7.1

Sustainable fisheries as a proportion of GDP, %



Source: Ministry of Agriculture and Forestry.

Target 14.a

Increase scientific knowledge, develop research capacity and transfer marine technology, taking into account the Intergovernmental Oceanographic Commission Criteria and Guidelines on the Transfer of Marine Technology, in order to improve ocean health and to enhance the contribution of marine biodiversity to the development of developing countries, in particular small island developing States and least developed countries.

SDG 14.a.1

Proportion of total research budget allocated to research in the field of marine technology:

No data available

Source: Statistics Finland.



Target 14.b

Provide access for small-scale artisanal fishers to marine resources and markets.

SDG 14.b.1

Degree of application of a legal/regulatory/ policy/institutional framework which recognizes and protects access rights for small-scale fisheries:

No data available

Source: Ministry of Agriculture and Forestry.

Target 14.c

Enhance the conservation and sustainable use of oceans and their resources by implementing international law as reflected in the United Nations Convention on the Law of the Sea, which provides the legal framework for the conservation and sustainable use of oceans and their resources, as recalled in paragraph 158 of “The future we want”.

SDG 14.c.1

Countries making progress in ratifying, accepting and implementing through legal, policy and institutional frameworks, ocean-related instruments that implement international law, as reflected in the United Nations Convention on the Law of the Sea, for the conservation and sustainable use of the oceans and their resources:

Finland 100%

Source: Ministry of Environment.



GOAL 15

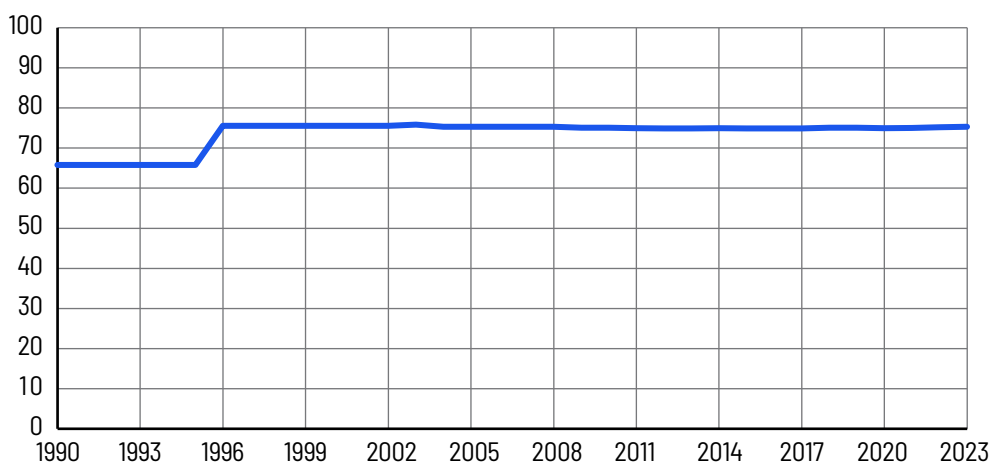
Protect, restore and promote sustainable use of terrestrial ecosystems, sustainably manage forests, combat desertification, and halt and reverse land degradation and halt biodiversity loss

Target 15.1

By 2020, ensure the conservation, restoration and sustainable use of terrestrial and inland freshwater ecosystems and their services, in particular forests, wetlands, mountains and drylands, in line with obligations under international agreements.

SDG 15.1.1

Forest area as a proportion of total land area, %

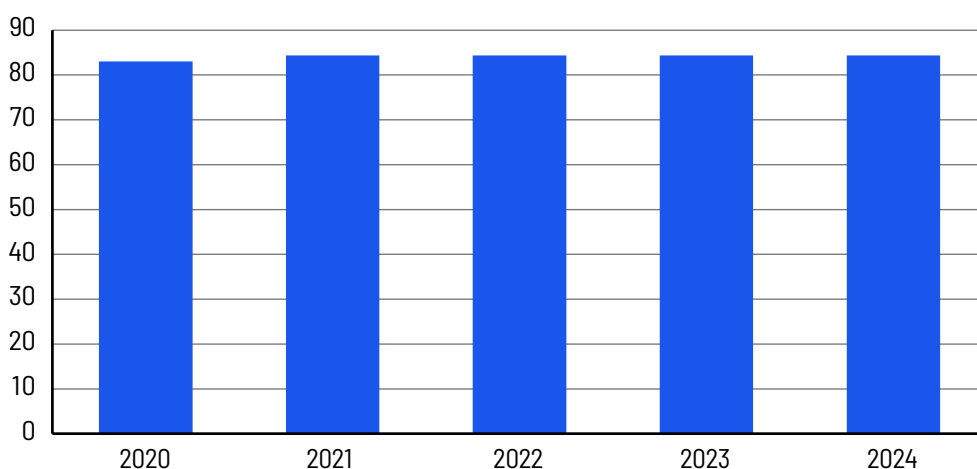


Source: Natural Resources Institute Finland.



SDG 15.1.2.a

Proportion of important sites for terrestrial and freshwater biodiversity that are covered by protected areas, %; IBA-sites



Source: Finnish Environment Institute.

SDG 15.1.2.b

Proportion of important sites for terrestrial and freshwater biodiversity that are covered by protected areas, %; AZE-sites:

0%

Source: Finnish Environment Institute.

Target 15.2

By 2020, promote the implementation of sustainable management of all types of forests, halt deforestation, restore degraded forests and substantially increase afforestation and reforestation globally.

SDG 15.2.1

Progress towards sustainable forest management:

No data available

Source: Natural Resources Institute Finland.

Target 15.3

By 2030, combat desertification, restore degraded land and soil, including land affected by desertification, drought and floods, and strive to achieve a land degradation-neutral world.

SDG 15.3.1

Proportion of land that is degraded over total land area:

No data available

Source: Finnish Environment Institute.



Target 15.4

By 2030, ensure the conservation of mountain ecosystems, including their biodiversity, in order to enhance their capacity to provide benefits that are essential for sustainable development.

SDG 15.4.1

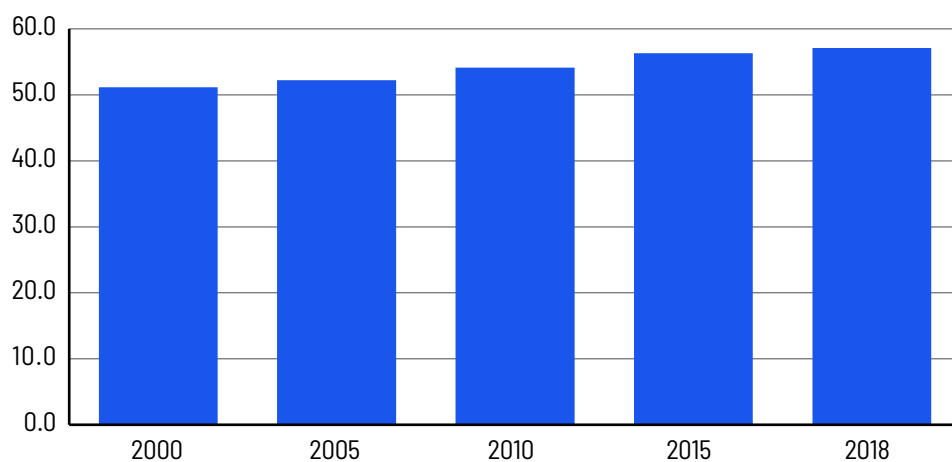
Coverage by protected areas of important sites for mountain biodiversity:

No data available

Source: Finnish Environment Institute.

SDG 15.4.2.a

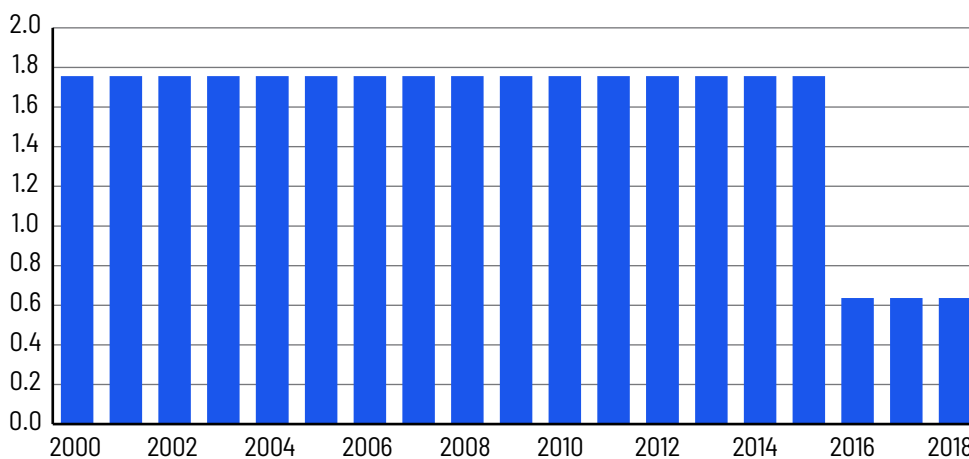
Mountain Green Cover Index (MGCI)



UN database.

SDG 15.4.2.b

Proportion of degraded mountain land, %



Source: Finnish Environment Institute.

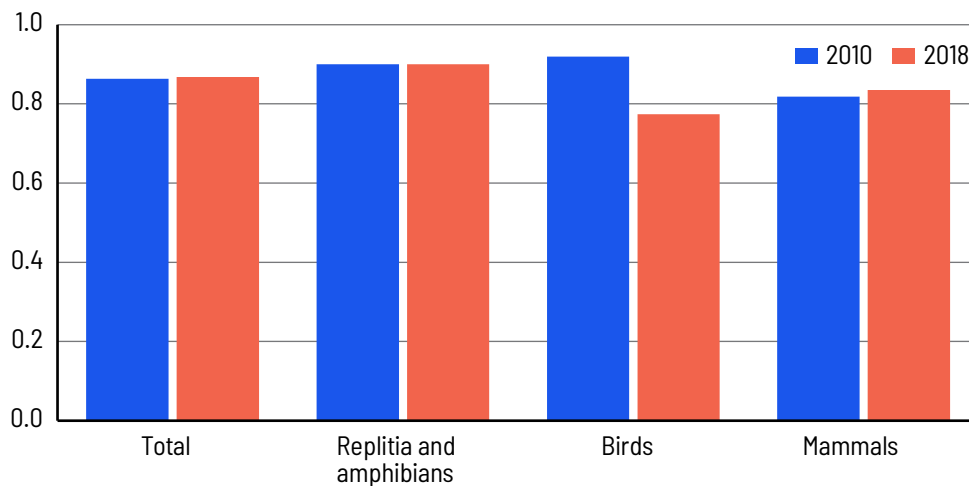


Target 15.5

Take urgent and significant action to reduce the degradation of natural habitats, halt the loss of biodiversity and, by 2020, protect and prevent the extinction of threatened species.

SDG 15.5.1

Red List Index



Source: Finnish Environment Institute.

Target 15.6

Promote fair and equitable sharing of the benefits arising from the utilization of genetic resources and promote appropriate access to such resources, as internationally agreed.

SDG 15.6.1

Countries that have adopted legislative, administrative and policy frameworks to ensure fair and equitable sharing of benefits:

Finland 100%

Source: Finnish Environment Institute.

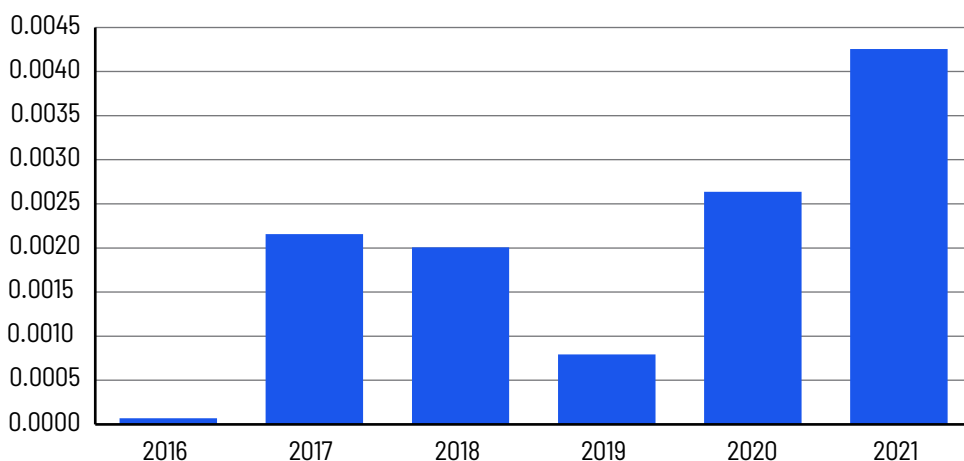


Target 15.7

Take urgent action to end poaching and trafficking of protected species of flora and fauna and address both demand and supply of illegal wildlife products.

SDG 15.7.1

Proportion of traded wildlife that was poached or illicitly trafficked, %



Source: Finnish Environment Institute.

Target 15.8

By 2020, introduce measures to prevent the introduction and significantly reduce the impact of invasive alien species on land and water ecosystems and control or eradicate the priority species.

SDG 15.8.1

Countries adopting relevant national legislation and adequately resourcing the prevention or control of invasive alien species:

Finland 100%

Source: Ministry of Agriculture and Forestry.

Target 15.9

By 2020, integrate ecosystem and biodiversity values into national and local planning, development processes, poverty reduction strategies and accounts.

SDG 15.9.1.a

Countries that have established national targets in accordance with or similar to Aichi Biodiversity Target 2 of the Strategic Plan for Biodiversity 2011–2020 in their national biodiversity strategy and action plans and the progress reported towards these targets:

Finland 100%

Source: Ministry of Environment.



SDG 15.9.1.b

Integration of biodiversity into national accounting and reporting systems, defined as implementation of the System of Environmental-Economic Accounting:

Finland 0%

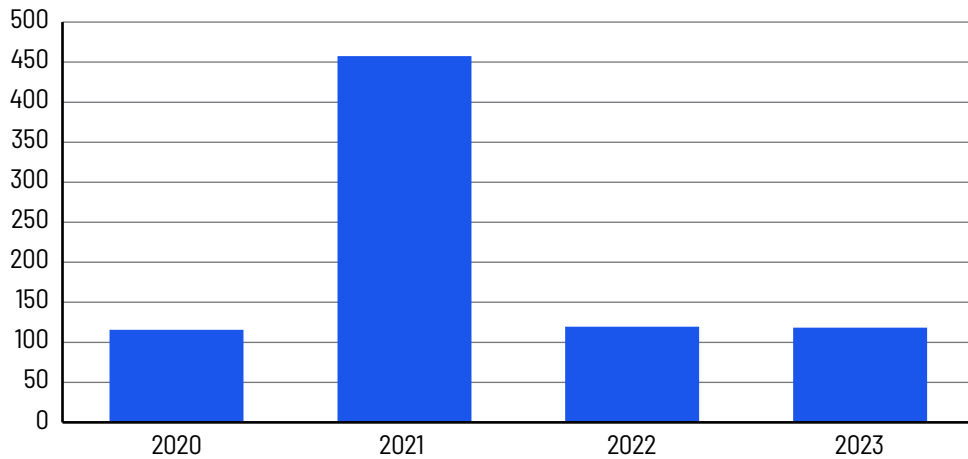
Source: Finnish Environment Institute.

Target 15.a

Mobilize and significantly increase financial resources from all sources to conserve and sustainably use biodiversity and ecosystems.

SDG 15.a.1.a

Official development assistance on conservation and sustainable use of biodiversity, million euros



Source: Ministry for Foreign Affairs.

SDG 15.a.1.b

Revenue generated and finance mobilized from biodiversity-relevant economic instruments:

No data available

Source: Ministry for Foreign Affairs.

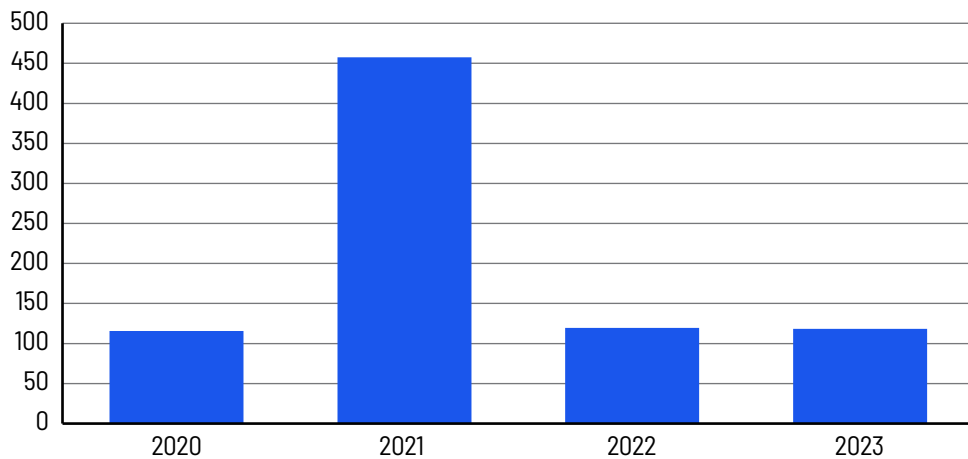


Target 15.b

Mobilize significant resources from all sources and at all levels to finance sustainable forest management and provide adequate incentives to developing countries to advance such management, including for conservation and reforestation.

SDG 15.b.1.a

Official development assistance on conservation and sustainable use of biodiversity, million euros



Source: Ministry for Foreign Affairs.

SDG 15.b.1.b

Revenue generated and finance mobilized from biodiversity-relevant economic instruments:

No data available

Source: Ministry for Foreign Affairs.

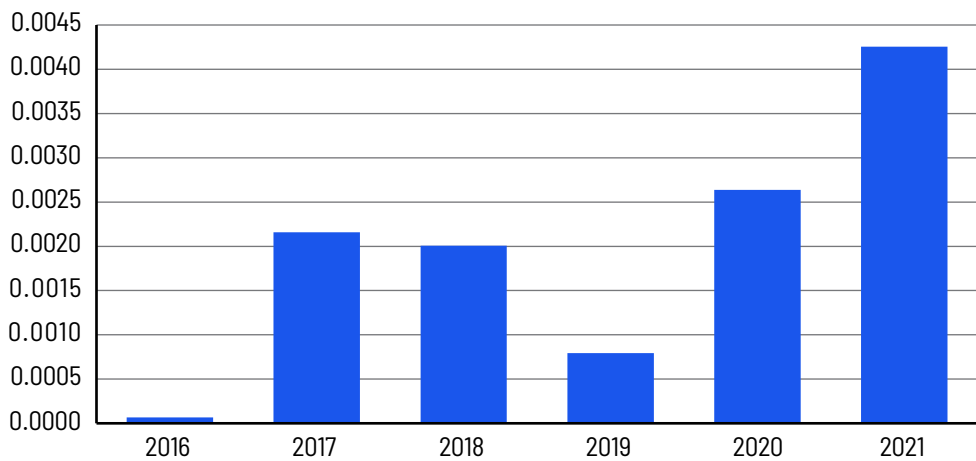


Target 15.c

Enhance global support for efforts to combat poaching and trafficking of protected species, including by increasing the capacity of local communities to pursue sustainable livelihood opportunities.

SDG 15.c.1

Proportion of traded wildlife that was poached or illicitly trafficked, %



Source: Finnish Environment Institute.



GOAL 16

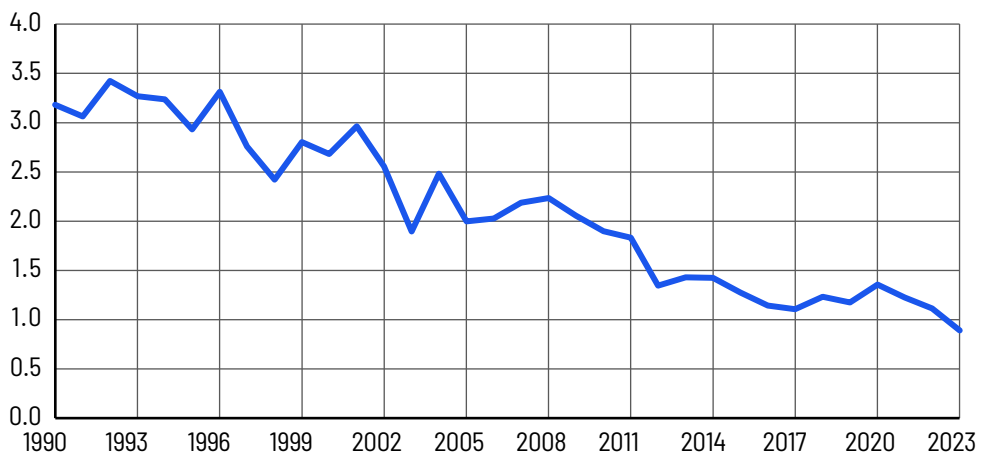
Promote peaceful and inclusive societies for sustainable development, provide access to justice for all and build effective, accountable and inclusive institutions at all levels

Target 16.1

Significantly reduce all forms of violence and related death rates everywhere.

SDG 16.1.1

Number of victims of intentional homicide per 100,000 population



Source: Statistics Finland.

SDG 16.1.2

Conflict-related deaths per 100,000 population:

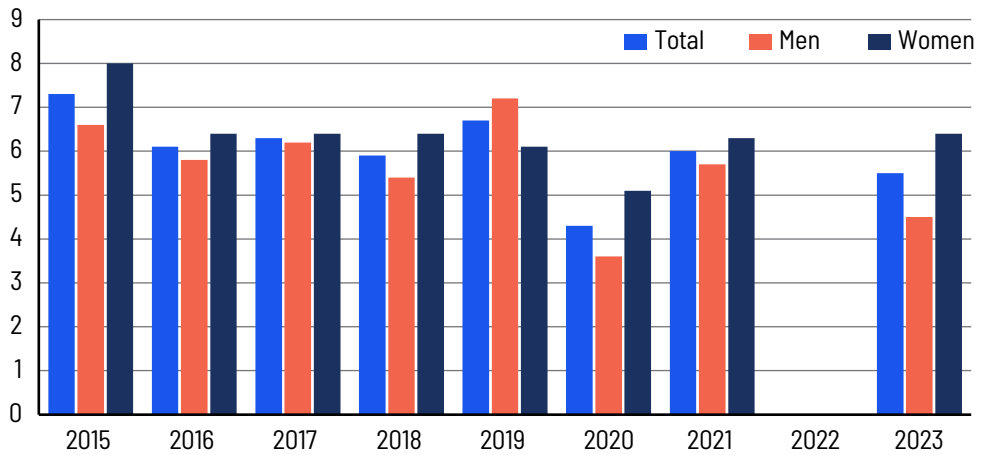
No data available

Source: Statistics Finland.



SDG 16.1.3

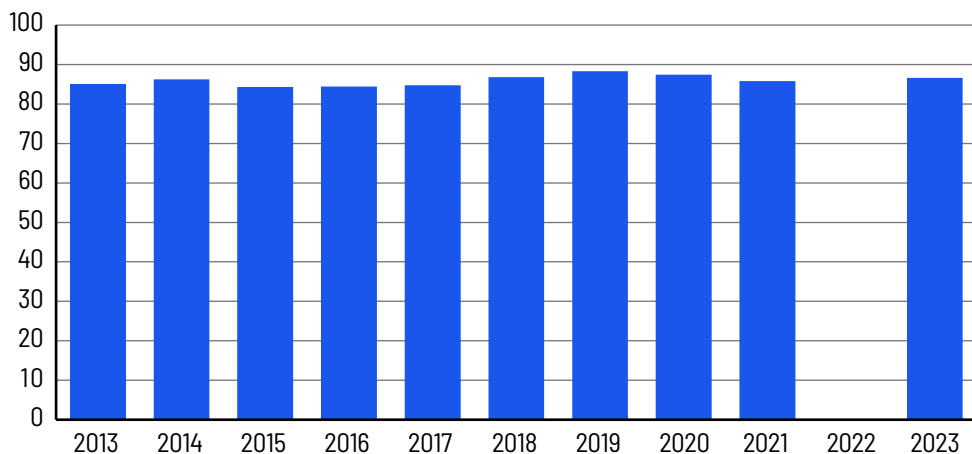
Proportion of population subjected to physical, psychological and sexual violence in the previous 12 months, %



Source: Institute of Criminology and Legal Policy (Krimo), University of Helsinki.

SDG 16.1.4

Proportion of population that feel safe walking alone around the area they live after dark, %



Source: Institute of Criminology and Legal Policy (Krimo), University of Helsinki.



Target 16.2

End abuse, exploitation, trafficking and all forms of violence against and torture of children.

SDG 16.2.1

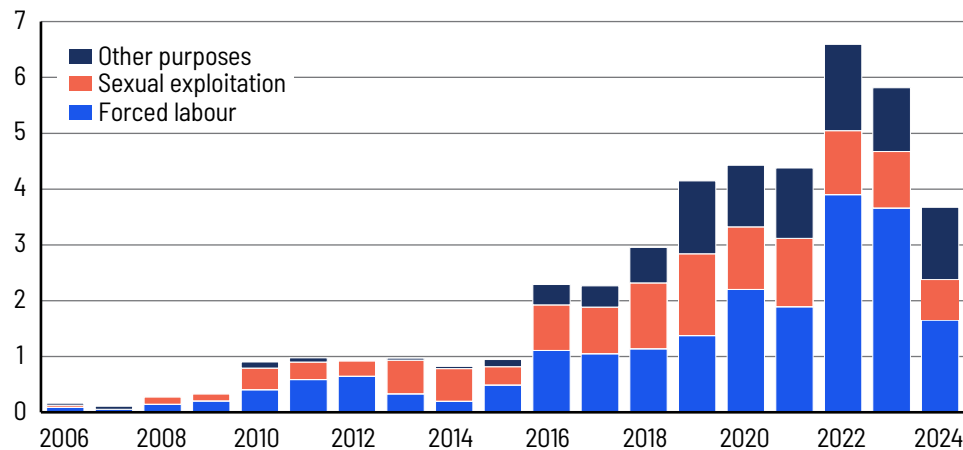
Proportion of children aged 1-17 years who experienced any physical punishment or psychological aggression by caregivers during 2019, %

	Physical punishment	Psychological aggression
Comprehensive school 4. and 5. grades	17.1	12.5
Comprehensive school 8. and 9. grades	27.9	11.8
Upper secondary 1. and 2. year	28.1	7.3
Vocational school	21.8	6.8

Source: Finnish Institute for Health and Welfare.

SDG 16.2.2

Number of victims of human trafficking per 100,000 population



Source: Finnish Immigration Service.

SDG 16.2.3

Proportion of young women and men aged 18-29 years who experienced sexual violence by age 18, %

No data available

Source: Statistics Finland.

Target 16.3

Promote the rule of law at the national and international levels and ensure equal access to justice for all.

SDG 16.3.1

Proportion of victims of (a) physical, (b) psychological and/or (c) sexual violence in the previous 12 months who reported their victimization to competent authorities or other officially recognized conflict resolution mechanisms:

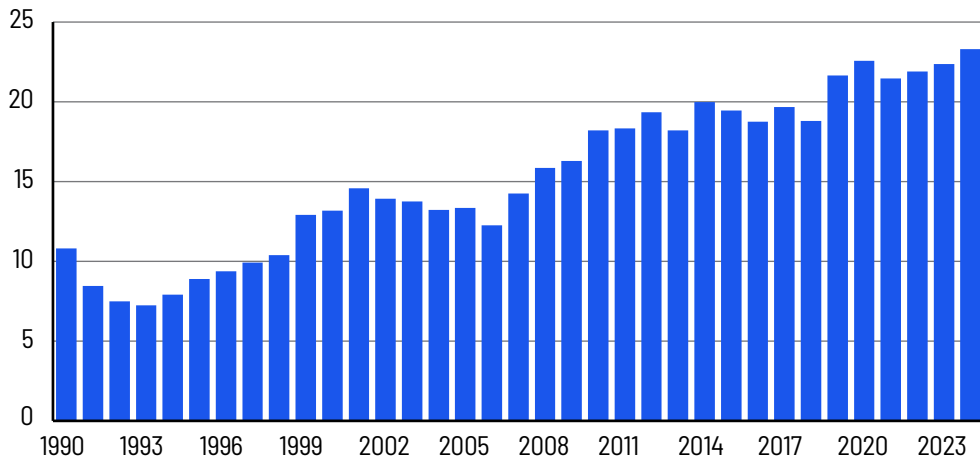
No data available

Source: Statistics Finland.



SDG 16.3.2

Unsented detainees as a proportion of overall prison population, %



Source: Prison and Probation Service of Finland.

SDG 16.3.3

Proportion of the population who have experienced a dispute in the past two years and who accessed a formal or informal dispute resolution mechanism, by type of mechanism:

No data available

Source: Statistics Finland.

Target 16.4

By 2030, significantly reduce illicit financial and arms flows, strengthen the recovery and return of stolen assets and combat all forms of organized crime.

SDG 16.4.1

Total value of inward and outward illicit financial flows:

No data available

Source: Statistics Finland.

SDG 16.4.2

Proportion of seized, found or surrendered arms whose illicit origin or context has been traced or established by a competent authority in line with international instruments

	2015	2016	2017	2018	2019	2020	2021	2022	2023	2024
Number of all seized, found and surrendered arms	3,675	5,384
Seized legal arms	2,526	3,845	4,457	4,832	4,785	6,874
Share of those whose origin or context has been traced

.. = data not available.

Source: Police University College.



Target 16.5

Substantially reduce corruption and bribery in all their forms.

SDG 16.5.1

Proportion of persons who had at least one contact with a public official and who paid a bribe to a public official, or were asked for a bribe by those public officials, during the previous 12 months, % **1% in 2021**

Source: Institute of Criminology and Legal Policy (Krimo), University of Helsinki.

SDG 16.5.2

Proportion of businesses that had at least one contact with a public official and that paid a bribe to a public official, or were asked for a bribe by those public officials during the previous 12 months: **No data available**

Target 16.6

Develop effective, accountable and transparent institutions at all levels.

SDG 16.6.1

Primary government expenditures as a proportion of original approved budget: **No data available**

SDG 16.6.2

Proportion of population satisfied with their last experience of public services: **No data available**

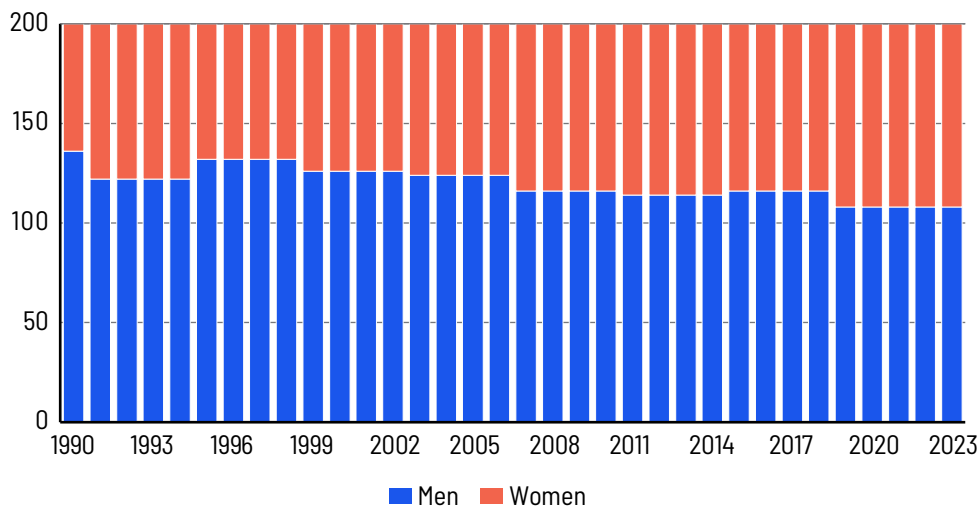


Target 16.7

Ensure responsive, inclusive, participatory and representative decision-making at all levels.

SDG 16.7.1.a

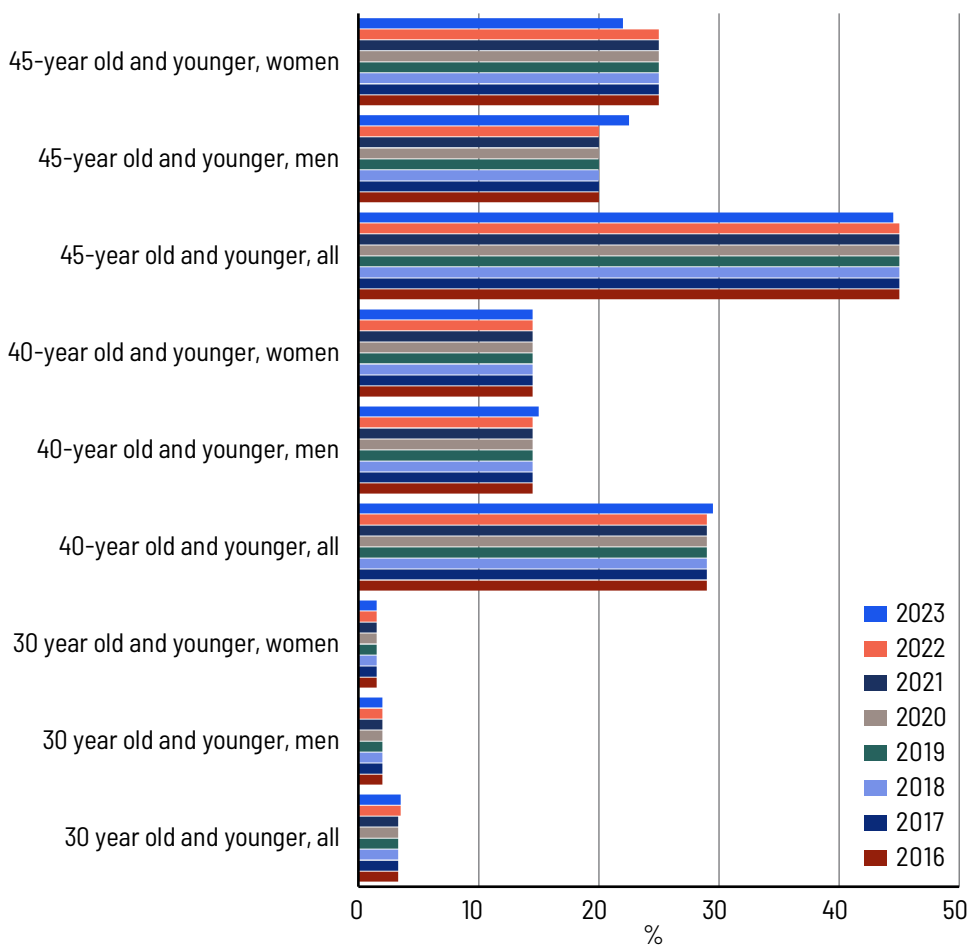
Proportions of positions in national and local institutions, %; the legislature by sex



Source: Ministry of Finance.

SDG 16.7.1.b

Proportions of positions in national and local institutions, %; the legislature by age

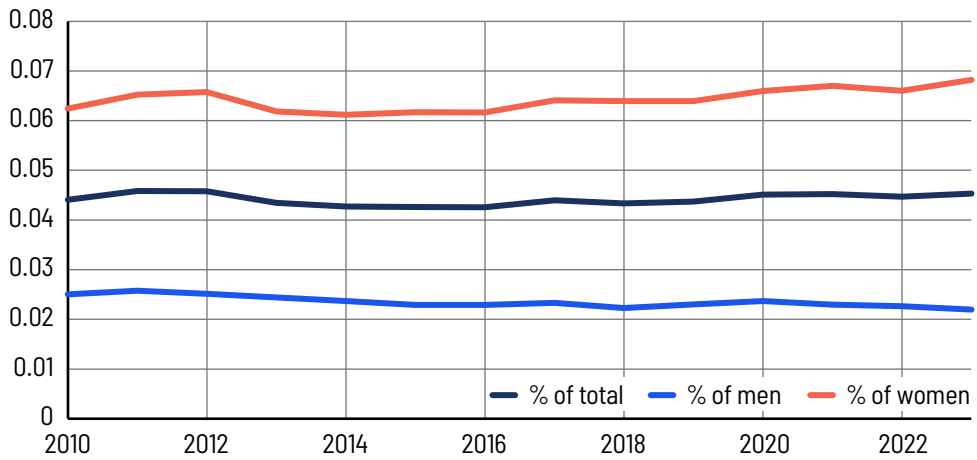


Source: Ministry of Finance.



SDG 16.7.1.c

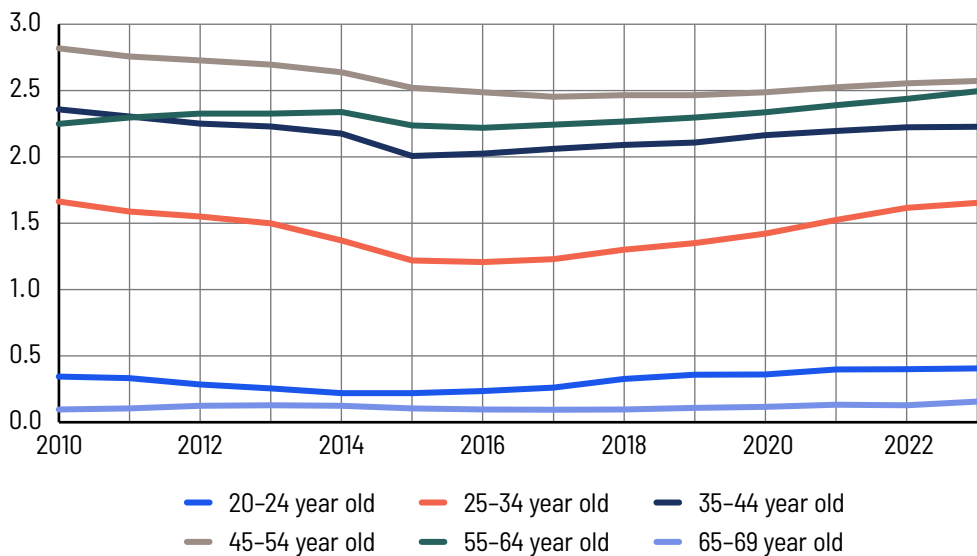
Proportions of positions in national and local institutions compared to national distributions, %; the public service



Source: Ministry of Finance.

SDG 16.7.1.d

Proportions of positions in national and local institutions by age groups, % of the population; the public service

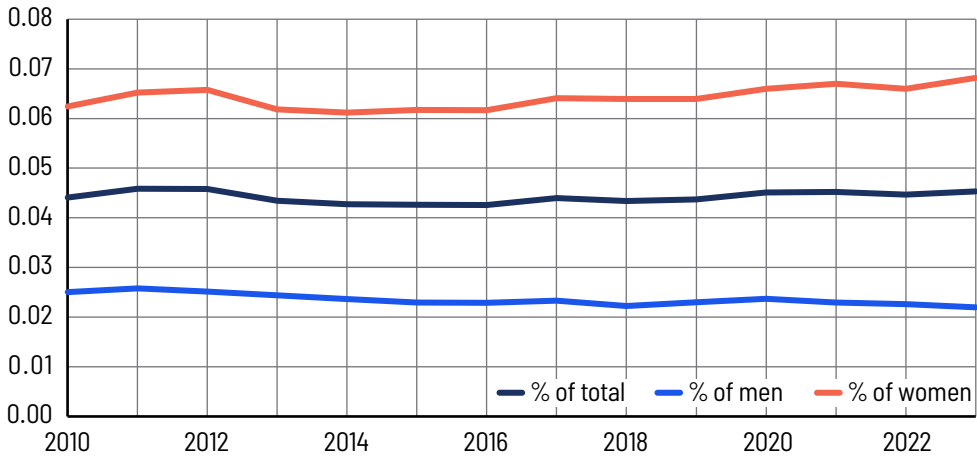


Source: Ministry of Finance.



SDG 16.7.1.e

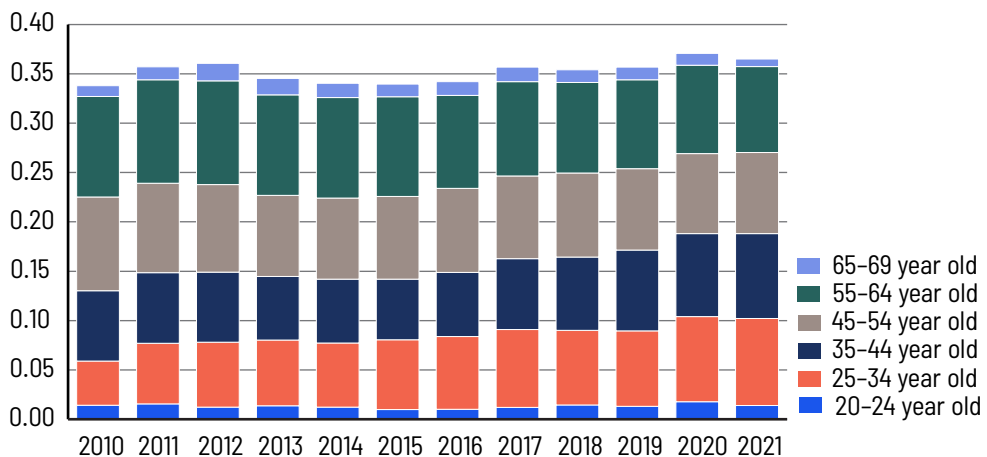
Proportions of positions in national and local institutions by sex, % of the population; the judiciary



Source: Ministry of Finance.

SDG 16.7.1.f

Proportions of positions in national and local institutions by age groups, % of the population; the judiciary



Source: Ministry of Finance.

SDG 16.7.2

Proportion of population who believe decision-making is inclusive and responsive, by sex, age, disability and population group:

No data available



Target 16.8

Broaden and strengthen the participation of developing countries in the institutions of global governance.

SDG 16.8.1

Proportion of members and voting rights of developing countries in international organizations: **No data available. Global Indicator.**

Target 16.9

By 2030, provide legal identity for all, including birth registration.

SDG 16.9.1

Proportion of children under 5 years of age whose births have been registered with a civil authority: **100%**

Source: Statistics Finland.

Target 16.10

Ensure public access to information and protect fundamental freedoms, in accordance with national legislation and international agreements.

SDG 16.10.1

Number of verified cases of killing, kidnapping, enforced disappearance, arbitrary detention and torture of journalists, associated media personnel, trade unionists and human rights advocates during 2002-2024: **0**

Source: Institute of Criminology and Legal Policy (Krimo), University of Helsinki.

SDG 16.10.2

Countries that adopt and implement constitutional, statutory and/or policy guarantees for public access to information: **Finland 100%**

Source: Chancellor of Justice of the Government of Finland.

Target 16.a

Strengthen relevant national institutions, including through international cooperation, for building capacity at all levels, in particular in developing countries, to prevent violence and combat terrorism and crime.

SDG 16.a.1

Existence of independent national human rights institutions in compliance with the Paris Principles: **1**

Source: UN High Commission for Refugees

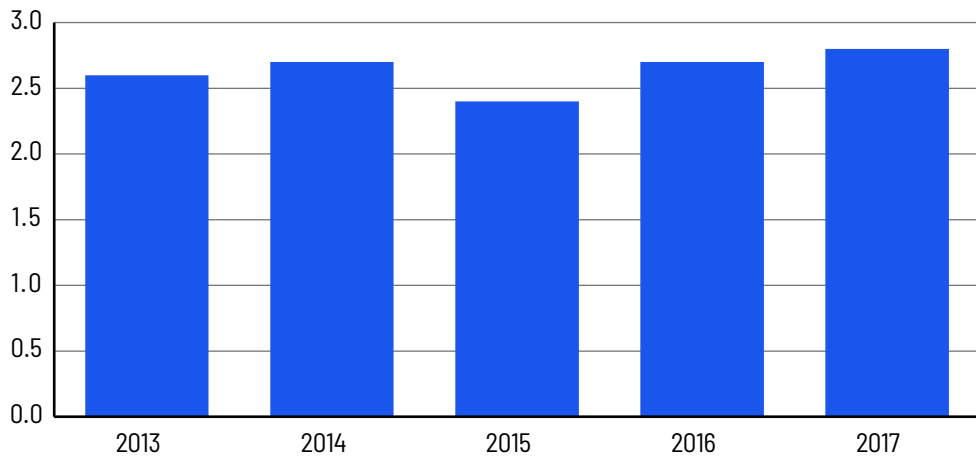


Target 16.b

Promote and enforce non-discriminatory laws and policies for sustainable development.

SDG 16.b.1

Proportion of population reporting having personally felt discriminated against or harassed in the previous 12 months on the basis of a ground of discrimination prohibited under international human rights law, %



Source: Institute of Criminology and Legal Policy (Krimo), University of Helsinki.



GOAL 17

Strengthen the means of implementation and revitalize the Global Partnership for Sustainable Development

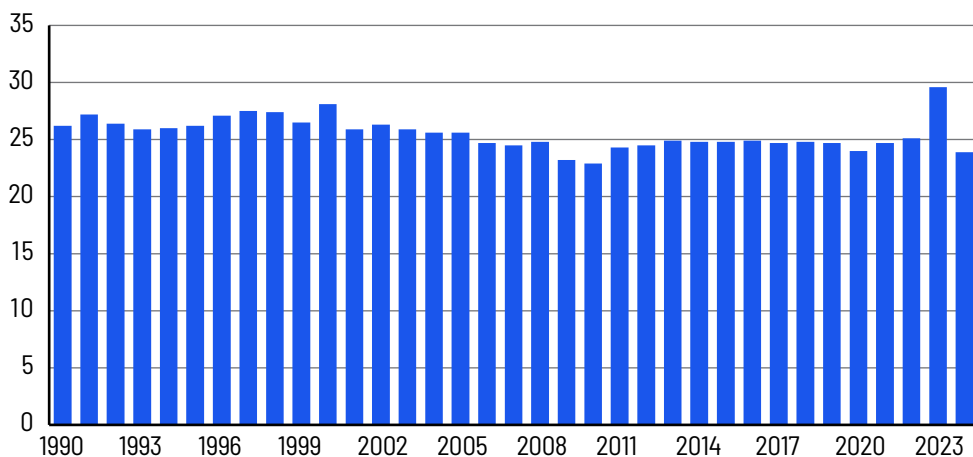
Finance

Target 17.1

Strengthen domestic resource mobilization, including through international support to developing countries, to improve domestic capacity for tax and other revenue collection.

SDG 17.1.1

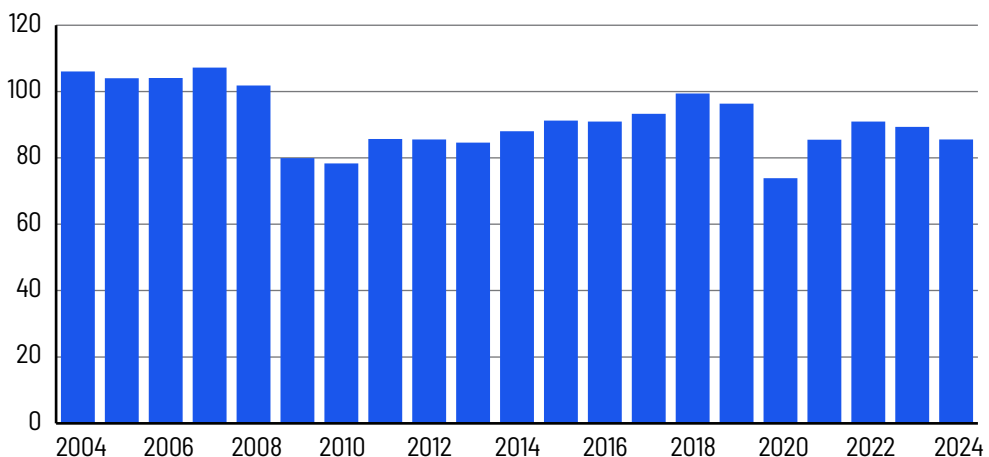
Total government revenue as a proportion of GDP, %



Source: Statistics Finland.

SDG 17.1.2

Proportion of domestic budget funded by domestic taxes, %



Source: Ministry of Finance.

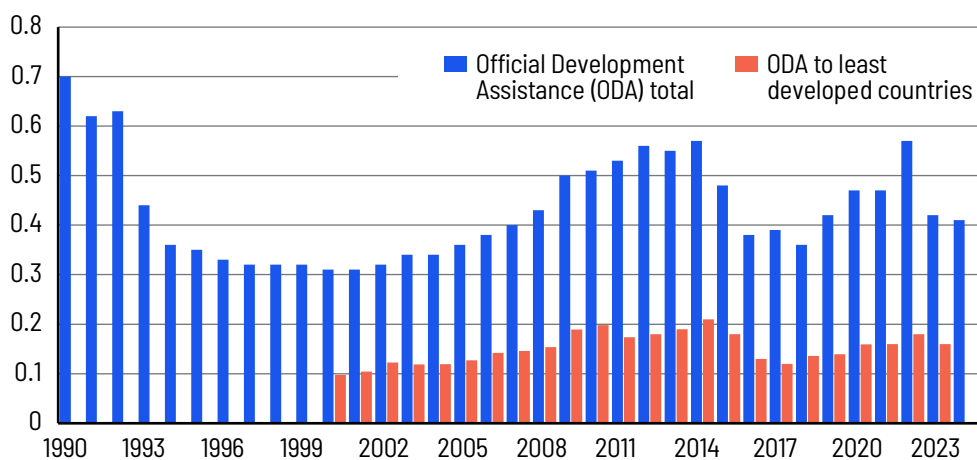


Target 17.2

Developed countries to implement fully their official development assistance commitments, including the commitment by many developed countries to achieve the target of 0.7 per cent of gross national income for official development assistance (ODA/GNI) to developing countries and 0.15 to 0.20 per cent of ODA/GNI to least developed countries; ODA providers are encouraged to consider setting a target to provide at least 0.20 per cent of ODA/GNI to least developed countries.

SDG 17.2.1

Net official development assistance, total and to least developed countries, as a proportion of gross national income (GNI), %



Source: Ministry for Foreign Affairs.

Target 17.3

Mobilize additional financial resources for developing countries from multiple sources.

SDG 17.3.1

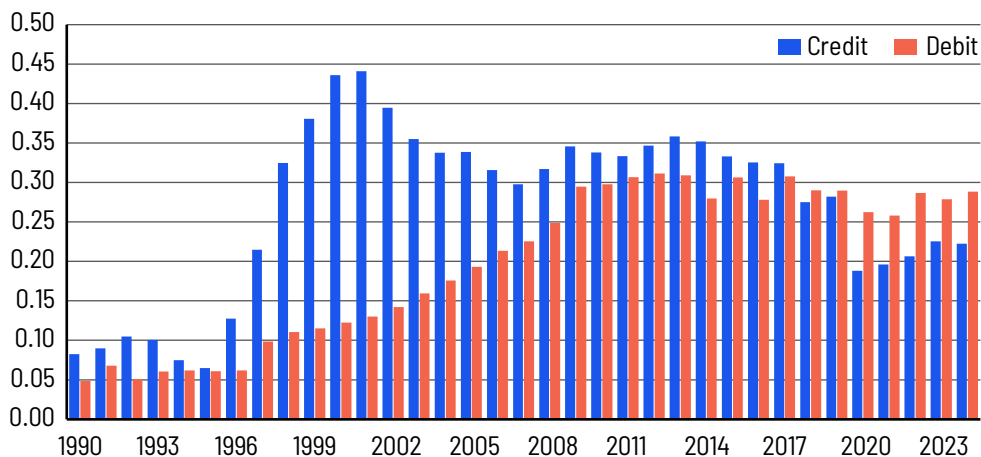
Additional financial resources mobilized for developing countries from multiple sources:

No data available. Global indicator



SDG 17.3.2

Volume of remittances as a proportion of total GDP, %



Source: Statistics Finland.

Target 17.4

Assist developing countries in attaining long-term debt sustainability through coordinated policies aimed at fostering debt financing, debt relief and debt restructuring, as appropriate, and address the external debt of highly indebted poor countries to reduce debt distress.

SDG 17.4.1

Debt service as a proportion of exports of goods and services, %:

No data available

Source: Statistics Finland.

Target 17.5

Adopt and implement investment promotion regimes for least developed countries.

SDG 17.5.1

Countries that adopt and implement investment promotion regimes for developing countries, including the least developed countries:

No data available



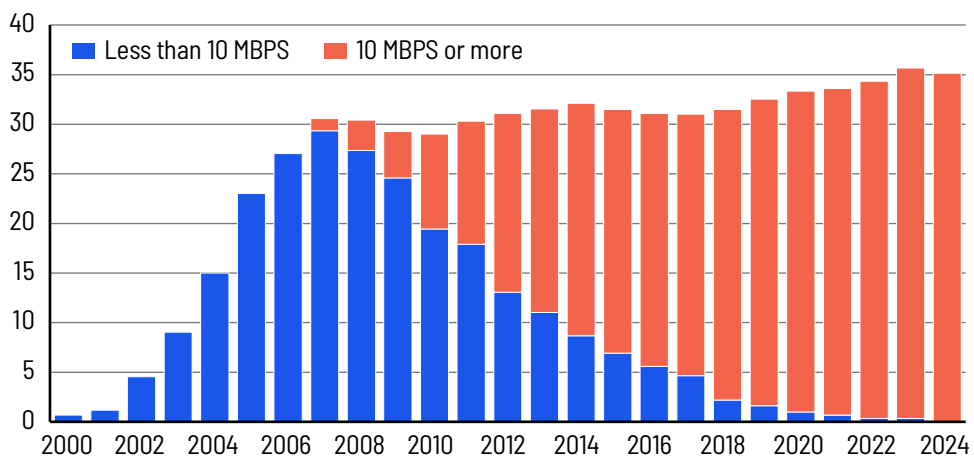
Technology

Target 17.6

Enhance North-South, South-South and triangular regional and international cooperation on and access to science, technology and innovation and enhance knowledge-sharing on mutually agreed terms, including through improved coordination among existing mechanisms, in particular at the United Nations level, and through a global technology facilitation mechanism.

SDG 17.6.1

Fixed broadband subscriptions per 100 inhabitants by speed



Source: The Finnish Transport and Communications Agency Traficom.

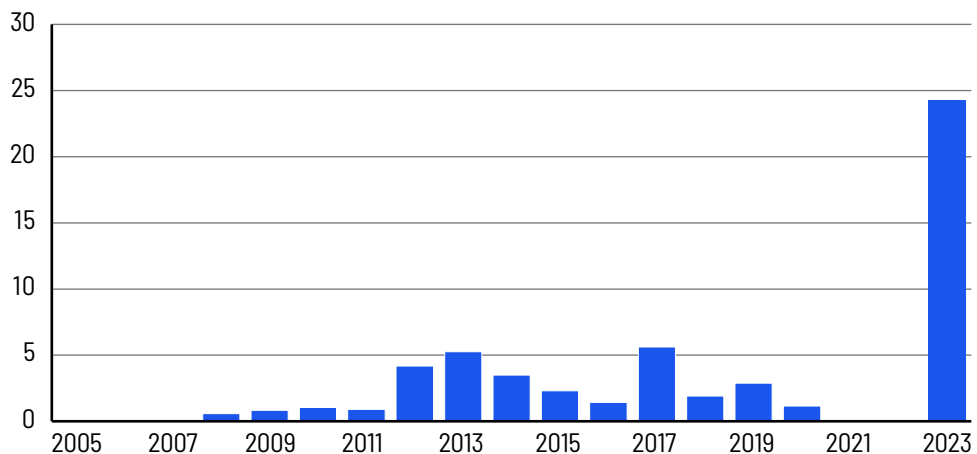


Target 17.7

Promote the development, transfer, dissemination and diffusion of environmentally sound technologies to developing countries on favourable terms, including on concessional and preferential terms, as mutually agreed.

SDG 17.7.1

Official development aid for developing countries to promote the development, transfer, dissemination and diffusion of environmentally sound technologies, million euros



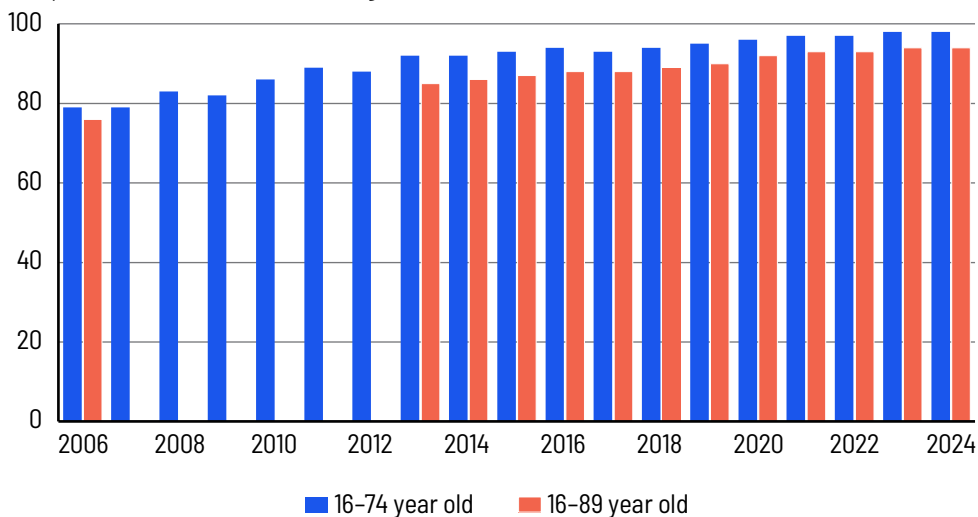
Source: Ministry for Foreign Affairs.

Target 17.8

Fully operationalize the technology bank and science, technology and innovation capacity-building mechanism for least developed countries by 2017 and enhance the use of enabling technology, in particular information and communications technology.

SDG 17.8.1

Proportion of individuals using the Internet, %



Source: Statistics Finland.



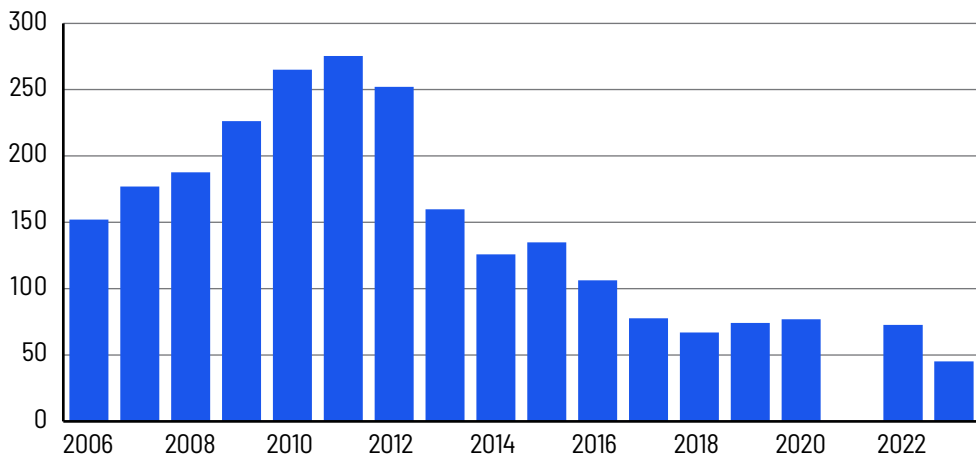
Capacity-building

Target 17.9

Enhance international support for implementing effective and targeted capacity-building in developing countries to support national plans to implement all the Sustainable Development Goals, including through North-South, South-South and triangular cooperation.

SDG 17.9.1

Financial and technical assistance (ODA) committed to developing countries, euros



Source: Ministry for Foreign Affairs.

Trade

Target 17.10

Promote a universal, rules-based, open, non-discriminatory and equitable multilateral trading system under the World Trade Organization, including through the conclusion of negotiations under its Doha Development Agenda.

SDG 17.10.1

Worldwide weighted tariff-average:

No data available. Global indicator

Target 17.11

Significantly increase the exports of developing countries, in particular with a view to doubling the least developed countries' share of global exports by 2020.

SDG 17.11.1

Developing countries' and least developed countries' share of global exports:

No data available. Global indicator



Target 17.12

Realize timely implementation of duty-free and quota-free market access on a lasting basis for all least developed countries, consistent with World Trade Organization decisions, including by ensuring that preferential rules of origin applicable to imports from least developed countries are transparent and simple, and contribute to facilitating market access.

SDG 17.12.1

Weighted average tariffs faced by developing countries, least developed countries and small island developing States:

No data available. Global indicator

Systemic issues

Policy and institutional coherence

Target 17.13

Enhance global macroeconomic stability, including through policy coordination and policy coherence.

SDG 17.13.1

Macroeconomic Dashboard:

No data available

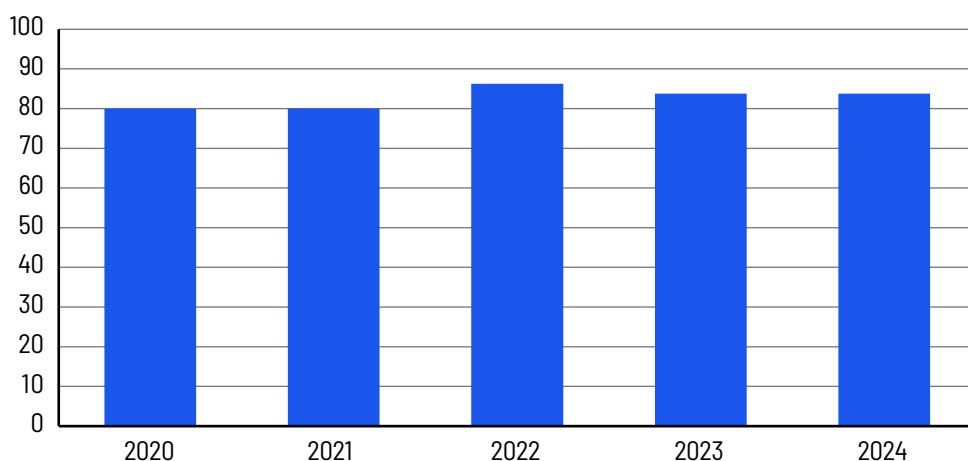
Source: Statistics Finland.

Target 17.14

Enhance policy coherence for sustainable development.

SDG 17.14.1

Mechanisms in place to enhance policy coherence of sustainable development



Source: Prime Minister's Office.



Target 17.15

Respect each country's policy space and leadership to establish and implement policies for poverty eradication and sustainable development.

SDG 17.15.1

Extent of use of country-owned results frameworks and planning tools by providers of development cooperation: **No data available**

Source: Prime Minister's Office.

Multi-stakeholder partnerships

Target 17.16

Enhance the Global Partnership for Sustainable Development, complemented by multi-stakeholder partnerships that mobilize and share knowledge, expertise, technology and financial resources, to support the achievement of the Sustainable Development Goals in all countries, in particular developing countries.

SDG 17.16.1

Countries reporting progress in multi-stakeholder development effectiveness monitoring frameworks that support the achievement of the Sustainable Development Goals: **No data available**

Source: Ministry for Foreign Affairs.

Target 17.17

Encourage and promote effective public, public-private and civil society partnerships, building on the experience and resourcing strategies of partnerships.

SDG 17.17.1

Amount committed to public-private partnerships for infrastructure, euros: **No data available**

Source: Ministry for Foreign Affairs.



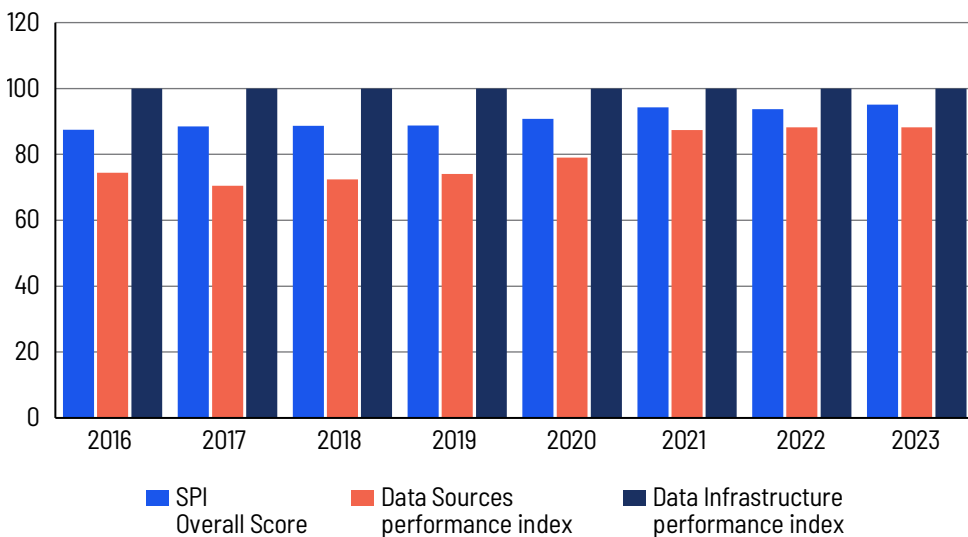
Data, monitoring and accountability

Target 17.18

By 2020, enhance capacity-building support to developing countries, including for least developed countries and small island developing States, to increase significantly the availability of high-quality, timely and reliable data disaggregated by income, gender, age, race, ethnicity, migratory status, disability, geographic location and other characteristics relevant in national contexts.

SDG 17.18.1

Statistical capacity indicators



Source: UN database.

SDG 17.18.2

Countries that have national statistical legislation that complies with the Fundamental Principles of Official Statistics:

Finland 100%

Source: Statistics Finland.

SDG 17.18.

3 countries with a national statistical plan that is fully funded and under implementation:

Finland 100%

Source: Statistics Finland.

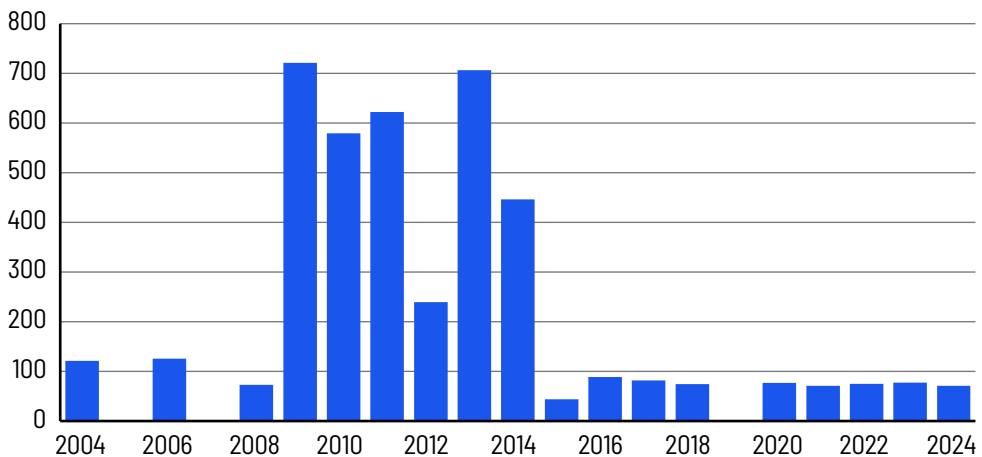


Target 17.19

By 2030, build on existing initiatives to develop measurements of progress on sustainable development that complement gross domestic product, and support statistical capacity-building in developing countries.

SDG 17.19.1

Resources made available to strengthen statistical capacity in developing countries, thousand euros



Source: Ministry for Foreign Affairs.

SDG 17.19.2.a

Proportion of countries that have conducted at least one population and housing census in the last 10 years:

Finland 100%

Source: Statistics Finland.

SDG 17.19.2.b

Proportion of countries that have achieved 100 per cent birth registration and 80 per cent death registration:

Finland 100%

Source: Statistics Finland.

Progress towards implementing the 2030 Agenda for sustainable development is followed and reviewed by using a set of global indicators. The global Sustainable Development Goals (SDGs) indicator framework was first agreed upon by the United Nations Statistical Commission and adopted by the General Assembly in 2017. It consists of over 231 unique indicators and it aims to ensure a balance across the goals and targets of the 2030 Agenda for sustainable development.

This report "Sustainable Development Goals Indicators for Finland" provides, in the form of statistics and graphics, key data for reviewing the progress made in implementing the 17 Sustainable Development Goals and 169 targets. At the moment, data are available for over 77.7 per cent of global indicators from national or international sources.

The data are also available at <https://stat.fi/un-indicators>



facebook.com/Tilastotohtori



linkedin.com/company/statistics-finland



youtube.com/@tilastokeskus6504



tiktok.com/@tilastokeskus/



web-cdn.bsky.app/profile/stat.fi