

F11

16. 1. 78


ISSN 0015-2390

# Tilastokatsauksia Statistiska översikter Bulletin of Statistics

**1977**

N:o 12

HELSINKI 1977



**Tilastokeskus  
Statistikcentralen  
Central Statistical Office of Finland**

## Tauluja

### A. Väestö

1. Väkiluku
2. Väestönmuutokset

### B. Tuotanto

3. Tuotetilasto
4. Teollisuustuotannon volyymi-indeksi (1970 = 100)
5. Asuntojen tuotanto
6. Talonrakennustoiminta

### C. Kauppa

7. Kaupan myynti
8. Ulkomaankauppa

### D. Raha- ja luottoliike

9. Suomen Pankki
10. Rahalaitosten ottolainaus yleisöltä
11. Rahalaitosten antolainaus yleisölle
12. Suomen Pankin avista myyntikurssit
13. Kotimainen clearingliike
14. Postisiirtoliike
15. Protestoidut vekselit ja tratat
16. Helsingin Arvopaperipörssi
17. Henkivakuutusyhtiöiden hankinta

### E. Liikenne

18. Valtionrautatiet
19. Ulkomainen matkustajaliikenne
20. Moottoriajoneuvot
21. Ulkomainen merenkulku
22. Kauppalaivasto
23. Kotimaisten lentoyhtiöiden säännöllinen lentoliikenne
24. Posti- ja lennätinlaitos

### F. Kansantalouden tilinpito

25. Bruttokansantuote elinkeinoittain

### G. Hinnat ja palkat

26. Rakennuskustannusindeksi (1973 = 100)
27. Tienrakennuskustannusindeksi (1972 = 100)
28. Kuluttajahintaindeksi (1972 = 100)
29. Kuluttajahintaindeksi (1972 = 100)
30. Elinkustannusindeksi (X 1951 = 100)
31. Kuluttajan hintaindeksi (X—XII 1957 = 100)
32. Kuluttajan hintaindeksi (1967 = 100)
33. Elintarvikkeiden vähittäiskauppahintoja
34. Tukkuhintaindeksi (1949 = 100)
35. Tuotannon hintaindeksi (1949 = 100)
36. Maatalouden hintaindeksijä
37. Tuonnin hintaindeksi (cif, 1949 = 100)
38. Viennin hintaindeksi (fob, 1949 = 100)
39. Työntekijäin keskiansioita
40. Ansiotasoindeksijä (1964 = 100)

### H. Työmarkkinat

41. Työnvälitys
42. Työttömyys
43. Työllisyys
44. Eräiden suhdanneherkkien töiden työvoima
45. Työtaistelut

### I. Valtion raha-asiat

46. Valtion kassatulot
47. Valtion kassamenot
48. Valtion rahoitustarve sekä kassa-ali- tai -ylijääämä
49. Valtion velka

### J. Terveysolot

50. Ilmoitetut sairaustapaukset

### K. Muu elinkeinotilasto

51. Vireille pannut vararikot

### L. Rikollisuus

52. Poliisin ja tulliviranomaisten tietoon tulleet rikokset, päihytyneenä säilöön otetut ja pysäköintivirheet

### V. Kausivaihteluista puhdistettuja tilastosarjoja

## Tabeller

### A. Befolkningen

1. Folkmängden
2. Befolkningsrörelsen

### B. Produktionen

3. Produktstatistik
4. Volymindex för industriproduktionen (1970 = 100)
5. Bostadsproduktionen
6. Husbyggnadsverksamhet

### C. Handeln

7. Handelns försäljning
8. Utrikeshandeln

### D. Penning- och kreditväsendet

9. Finlands Bank
10. Penninginrättningarnas inlåning från allmänheten
11. Penninginrättningarnas utlåning till allmänheten
12. Finlands Banks avista försäljningskurser
13. Inhemsk clearingrörelse
14. Postgirorörelsen
15. Protesterade växlar och trattor
16. Helsingfors Fondbörs
17. Livförsäkringsbolagens nyanskaffning

### E. Samfärdseln

18. Statsjärnvägarna
19. Resandetrafiken mellan Finland och utlandet
20. Motorfordon
21. Sjöfarten mellan Finland och utlandet
22. Handelsflottan
23. Inhemska flygbolags reguljära flygtrafik
24. Post- och telegrafverket

### F. Nationalräkenskaper

25. Inhemsk bruttoprodukt enligt näringsgrenar

### G. Priserna och lönerna

26. Byggnadskostnadsindex (1973 = 100)
27. Vägbyggnadskostnadsindex (1972 = 100)
28. Konsumentprisindex (1972 = 100)
29. Konsumentprisindex (1972 = 100)
30. Levnadskostnadsindex (X 1951 = 100)
31. Konsumentprisindex (X—XII 1957 = 100)
32. Konsumentprisindex (1967 = 100)
33. Detaljhandelspriser för livsmedel
34. Partiprisindex (1949 = 100)
35. Produktionsprisindex (1949 = 100)
36. Prisindexar för lantbruket
37. Importprisindex (cif, 1949 = 100)
38. Exportprisindex (fob, 1949 = 100)
39. De genomsnittliga förtjänsterna för arbetare
40. Förtjänstnivåindexar (1964 = 100)

### H. Arbetsmarknaden

41. Arbetsförmedling
42. Arbetslöshet
43. Sysselsättning
44. Arbetskraften i vissa konjunkturkänsliga arbeten
45. Arbetskonflikter

### I. Statsfinanserna

46. Statens kassainkomster
47. Statens kassautgifter
48. Statens finansieringsbehov samt kassaunderskott eller -överskott
49. Statsskuld

### J. Hälsotillståndet

50. Anmälda sjukdomsfall

### K. Övrig näringsstatistik

51. Anhängiggjorda konkursmål

### L. Brottsligheten

52. Brott som kommit till polisens och tullmyndigheternas kännedom, berusade som tagits i förvar och parkeringsfel

### V. Säsongutjämnade serier

# TILASTOKATSAUKSIA STATISTISKA ÖVERSIKTER

ISSN 0015—2390

N:o 12

BULLETIN OF STATISTICS

LII—1977

TILASTOKESKUS — STATISTIKCENTRALEN  
CENTRAL STATISTICAL OFFICE OF FINLAND

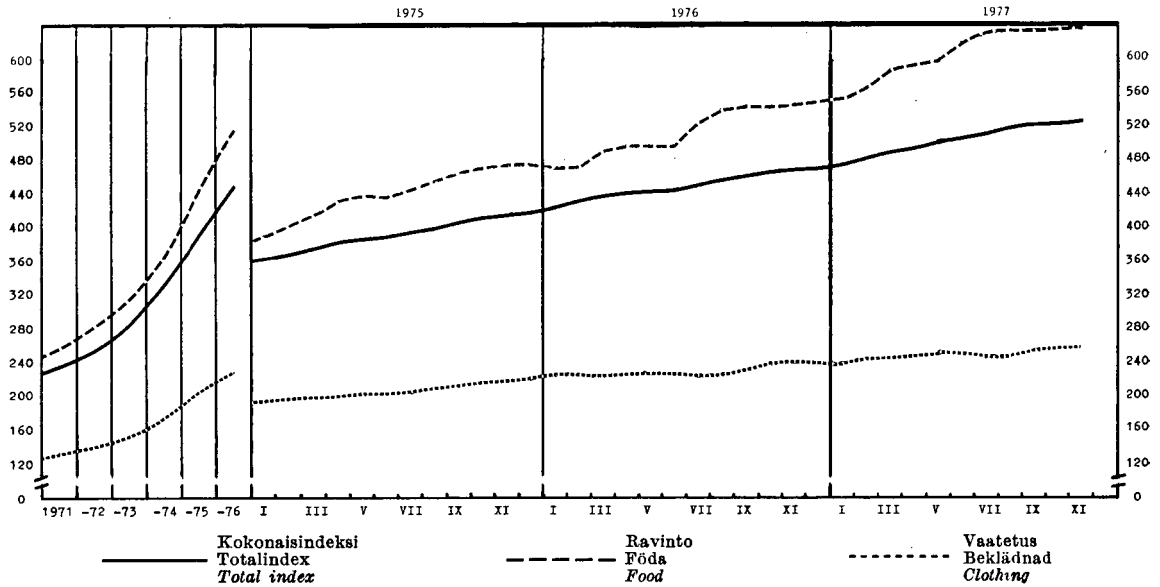
| Sisältö                                     | Innehåll        | Contents   |
|---|-----------------|--|
|   | Sivu            | Sid. Page  |
| Tilastokuvioita                             | 2               | Diagram 2  |
|   |                 | Diagrams 2   |
| <i>Tauluja</i>                              | <i>Tabeller</i> | <i>Tables</i>  |
| Väestö                                      | 3               | Befolkningen 3   |
|   |                 | Population 3   |
| Tuotanto                                    | 4               | Produktionen 4   |
|   |                 | Production 4   |
| Kauppa                                      | 13              | Handeln 13   |
|   |                 | Commerce 13  |
| Raha- ja luottoliike                        | 18              | Penning- och kreditväsendet 18   |
|   |                 | Banking and credit 18  |
| Liikenne                                    | 22              | Samfärdseln 22   |
|   |                 | Transport 22   |
| Kansantalouden tilinpito                    | 26              | Nationalräkenskaper 26   |
|   |                 | National accounts 26   |
| Hinnat ja palkat                            | 27              | Priserna och lönerna 27  |
|   |                 | Prices and wages 27  |
| Työmarkkinat                                | 38              | Arbetsmarknaden 38   |
|   |                 | Labour market 38   |
| Valtion raha-asiat                          | 40              | Statsfinanserna 40   |
|   |                 | State finances 40  |
| Terveysolot                                 | 43              | Hälsotillståndet 43  |
|   |                 | Health 43  |
| Muu elinkeinotilasto                        | 44              | Övrig näringsstatistik 44  |
|   |                 | Other economic statistics 44   |
| Rikollisuus                                 | 45              | Brottsligheten 45  |
|   |                 | Criminality 45   |
| Suomen valtion uusinta tilastoa sarjoittain | 46              | Finska statens nyaste statistik enligt serier 46                       |
|   |                 | Most recent Statistics of Finland by series, published by the State 46 |

## Käytetyt symbolit — Använda symboler — Explanation of symbols

|   |            |
|---|------------|
| Toisto — Repetition — <i>Repetition</i>   | »          |
| Ei mitään ilmoitettavaa — Intet finns att redovisa — <i>Magnitude nil</i>   | —          |
| Suure pienempi kuin puolet käytetystä yksiköstä — Storheten mindre än hälften av den använda enheten — <i>Magnitude less than half of unit employed</i>   | } 0<br>0.0 |
| Tietoa ei ole saatu — Uppgift ej tillgänglig — <i>Data not available</i>  | ..         |
| Loogisesti mahdoton esitettäväksi — Logiskt omöjlig uppgift — <i>Category not applicable</i>  | ..         |
| Ennakkotieto — Preliminär uppgift — <i>Preliminary data</i>   | *          |
| Korjattu luku — Korrigerat tal — <i>Corrected figure</i>  | ◆          |
| Miinus (epäselvissä tapauksissa) — Minus (i oklara fall) — <i>Minus (in confused cases)</i>   | ÷          |
| Miehet — Män — <i>Men</i>   | M          |
| Naiset — Kvinnor — <i>Women</i>   | N          |
| Molemmat sukupuolet — Båda könen — <i>Both sexes</i>  | Ms         |
| Mukaanluettuna  | MI.        |
| Poisluettuna  | PI.        |
| Vaakasuora viiva, joka katkaisee aikasarjan, osoittaa, että viivan yläpuolella ja sen alapuolella olevat tiedot eivät ole täysin verrannollisia — En horisontal linje, som avskar en tidsserie, markerar att uppgifterna ovanför och nedanför linjen inte är fullt jämförliga — <i>A horizontal line, which breaks the time series, shows that the figures above and below the line are not fully comparable.</i> |            |

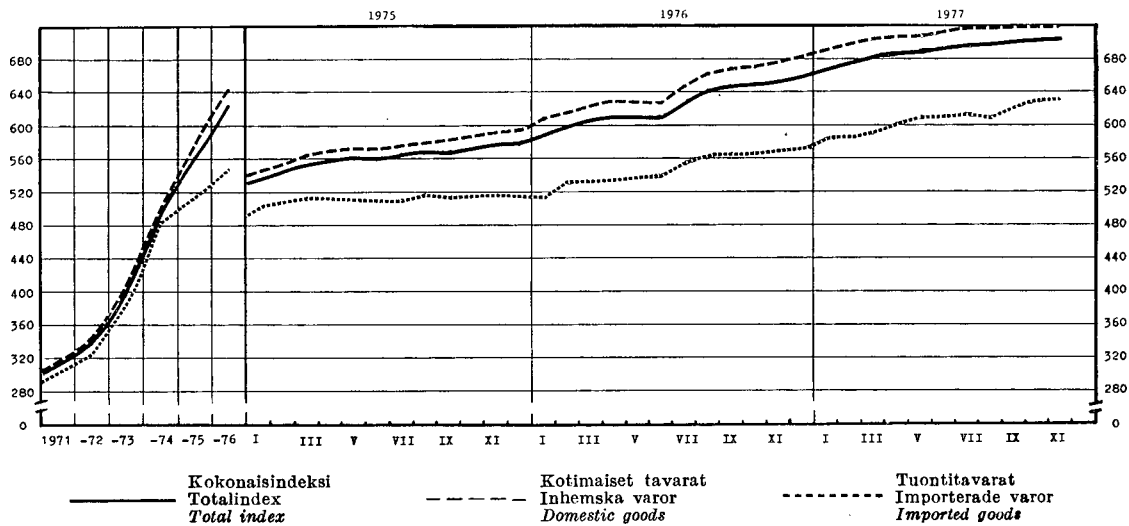
**Elinkustannusindeksi — Levnadskostnadsindex — Cost of living index (1951 X = 100)**

(Lähde: Taulu 30 — Källa: Tabell 30)



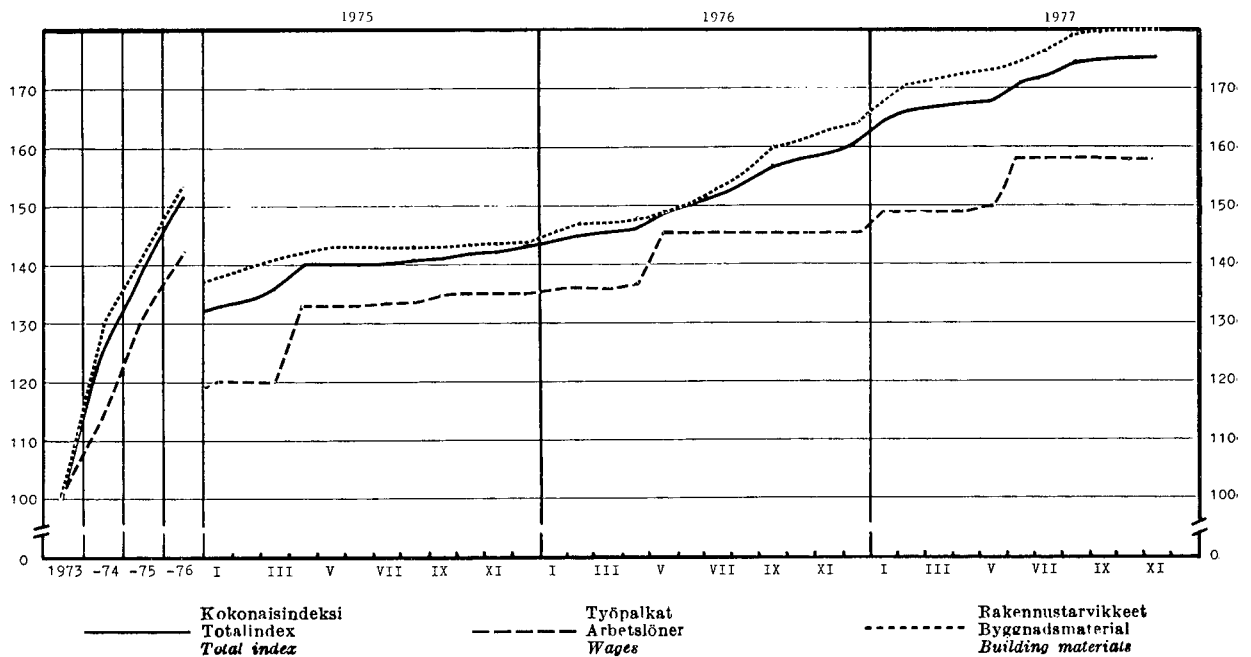
**Tukkuhintaindeksi — Partiprisindex — Wholesale price index (1949 = 100)**

(Lähde: Taulu 34 — Källa: Tabell 34)



**Rakennuskustannusindeksi — Byggnadskostnadsindex — Building cost index (1973 = 100)**

(Lähde: Taulu 26 — Källa: Tabell 26)



1. Väkiluku — Folkmängden — Population

| Maassa asuva väestö kuukauden lopussa<br>I riket bosatt befolkning vid utgången av månaden<br>Resident population at the end of the month |                     | Keskiväkiluku Medelfolk-mängden<br>Mean population |       | Väkiluku vuoden vaihteessa — Folkmängd vid årsskiftet — Population at the turn of the year |   |       |   |       |  |       |                                      |       |   |
|---|---------------------|--|-------|--|---|-------|---|-------|--|-------|--------------------------------------|-------|---|
|   |                     |  |       | Vuosi<br>År<br>Year  | Maassa asuva väestö — I riket bosatt befolkning — Resident population |       |   |       |  |       |                                      |       | Henkikirjoi-tettu väestö<br>Mantalskriven befolkning<br>Population according to domicile registers<br>1. 1. |
|   |                     |  |       |  | Yhteensä<br>Summa<br>Total  |       | Kaupungit <sup>1)</sup><br>Städer <sup>1)</sup><br>Urban communes |       | Muut kunnat<br>Övriga kommuner<br>Other communes |       | 15—64 vuotiaat<br>år<br>years of age |       |   |
|   |                     |  |       |  | Ms  | M     | Ms  | M     | Ms   | M     | Ms                                   | M     |   |
| 1 000   | Vuosi<br>År<br>Year | 1 000  | 1 000 |  |   |       |   |       |  |       |                                      |       |   |
| A 1   |                     | A 2  | A 3   | A 4  | A 5   | A 6   | A 7   | A 8   | A 9  | A 10  | A 11                                 |       |   |
| *1976 III   | 4 723               | 1963   | 4 523 | 1959/60  | 4 413   | 2 125 | 1 665   | 760   | 2 748  | 1 365 | 2 740                                | 1 315 | 4 451   |
| IV  | 4 725               | 1964   | 4 549 |  |   |       |   |       |  |       |                                      |       |   |
| V   | 4 727               | 1965   | 4 564 | 1960/61  | 4 446   | 2 142 | 1 707   | 781   | 2 739  | 1 361 | 2 778                                | 1 336 | 4 486   |
| VI  | 4 729               | 1967   | 4 606 | 1961/62  | 4 476   | 2 158 | 1 748   | 802   | 2 728  | 1 356 | 2 824                                | 1 361 | 4 516   |
| VII   | 4 731               | 1968   | 4 626 | 1962/63  | 4 507   | 2 174 | 1 791   | 823   | 2 716  | 1 351 | 2 872                                | 1 387 | 4 546   |
| VIII  | 4 733               | 1969   | 4 624 | 1963/64  | 4 540   | 2 191 | 1 908   | 880   | 2 632  | 1 310 | 2 916                                | 1 411 | 4 580   |
| IX  | 4 734               | 1970   | 4 606 | 1964/65  | 4 558   | 2 200 | 1 966   | 909   | 2 591  | 1 291 | 2 945                                | 1 428 | 4 611   |
| X   | 4 733               | 1971   | 4 612 | 1965/66  | 4 570   | 2 207 | 2 016   | 934   | 2 554  | 1 273 | 2 971                                | 1 443 | 4 636   |
| XI  | 4 732               | 1972   | 4 640 | 1966/67  | 4 592   | 2 219 | 2 086   | 968   | 2 506  | 1 250 | 2 997                                | 1 458 | 4 655   |
| XII   | 4 733               | 1973   | 4 666 | 1967/68  | 4 620   | 2 233 | 2 204   | 1 026 | 2 416  | 1 206 | 3 031                                | 1 476 | 4 679   |
|   |                     | 1974   | 4 691 | 1968/69  | 4 633   | 2 240 | 2 253   | 1 050 | 2 380  | 1 189 | 3 053                                | 1 489 | 4 700   |
| *1977 I   | 4 734               | 1975   | 4 711 | 1969/70  | 4 614   | 2 230 | 2 308   | 1 077 | 2 307  | 1 153 | 3 049                                | 1 489 | 4 706   |
| II  | 4 734               |  |       |  |   |       |   |       |  |       |                                      |       |   |
| III   | 4 736               | *1976  | 4 727 | 1970/71  | 4 598   | 2 220 | 2 340   | 1 092 | 2 258  | 1 128 | 3 052                                | 1 490 | 4 710   |
| IV  | 4 737               |  |       | 1971/72  | 4 626   | 2 234 | 2 388   | 1 117 | 2 238  | 1 117 | 3 088                                | 1 511 | 4 709   |
| V   | 4 739               |  |       | 1972/73  | 4 653   | 2 249 | 2 558   | 1 202 | 2 095  | 1 047 | 3 119                                | 1 530 | 4 715   |
| VI  | 4 740               |  |       | 1973/74  | 4 679   | 2 262 | 2 682   | 1 265 | 1 997  | 997   | 3 152                                | 1 546 | 4 727   |
| VII   | 4 741               |  |       | 1974/75  | 4 702   | 2 274 | 2 733   | 1 290 | 1 969  | 984   | 3 167                                | 1 559 | 4 728   |
| VIII  | 4 742               |  |       | 1975/76  | 4 720   | 2 282 | 2 779   | 1 312 | 1 941  | 970   | 3 181                                | 1 568 | 4 731   |
| IX  | 4 743               |  |       | *2)1976/77   | 4 733   | 2 287 | 2 793   | 1 319 | 1 940  | 968   | 3 188                                | 1 573 | 4 738   |
| X   | 4 744               |  |       |  |   |       |   |       |  |       |                                      |       |   |

2. Väestönmuutokset — Befolkningsrörelsen — Vital statistics

| Vuosi ja kuukausi<br>År och månad<br>Year and month | Solmittuja avioliittoja<br>Vigda par<br>Marriages |      | Elävänä syntyneitä<br>Levande födda<br>Live births |                                 |   | Kuolleita<br>Avlidna<br>Deaths  |                                 |   | Muuttaneita <sup>1)</sup><br>Flyttade <sup>1)</sup><br>Migration <sup>1)</sup> |   |
|---|---|------|--|---------------------------------|---|---------------------------------|---------------------------------|---|--|---|
|   |   |      | Koko maa<br>Hela riket<br>Total                    |                                 | Kau-pungit <sup>1)</sup><br>Städer <sup>1)</sup><br>Urban com-munes | Koko maa<br>Hela riket<br>Total |                                 | Kau-pungit <sup>1)</sup><br>Städer <sup>1)</sup><br>Urban com-munes | Pohjois-maista<br>Från<br>Norden<br>From<br>Nordic<br>countries                | Pohjois-maihin<br>Till<br>Norden<br>To<br>Nordic<br>countries |
|   |   |      | % <sub>1000</sub> <sup>2)</sup>                    | % <sub>1000</sub> <sup>2)</sup> | % <sub>1000</sub> <sup>2)</sup>                                     | % <sub>1000</sub> <sup>2)</sup> | % <sub>1000</sub> <sup>2)</sup> | % <sub>1000</sub> <sup>2)</sup>                                     |  |   |
|   | A 12  | A 13 | A 14   | A 15                            | A 16  | A 17                            | A 18                            | A 19  | A 20   | A 21  |
| 1972 ....   | 35 467  | 7.6  | 58 864   | 12.7                            | 35 695  | 43 958                          | 9.5                             | 21 207  | 16 097   | 11 124  |
| 1973 ....   | 34 883  | 7.5  | 56 787   | 12.2                            | 35 531  | 43 410                          | 9.3                             | 22 471  | 14 982   | 9 358   |
| 1974 ....   | 34 533  | 7.4  | 62 472   | 13.3                            | 39 501  | 44 674                          | 9.5                             | 23 111  | 11 117   | 10 566  |
| 1975 ....   | 31 547  | 6.7  | 65 719   | 13.9                            | 42 068  | 43 828                          | 9.3                             | 23 369  | 5 558  | 11 147  |
| *1976 ....  | 33 098  | 6.9  | 66 678   | 14.0                            | 42 585  | 44 595                          | 9.4                             | 24 127  | 6 365  | 15 734  |
| *1976 III   | 1 760   | 4.4  | 6 406  | 16.0                            | 4 081   | 3 929                           | 9.8                             | 2 109   | 360  | 930   |
| IV  | 2 273   | 5.9  | 6 121  | 15.8                            | 3 906   | 3 539                           | 9.1                             | 1 909   | 417  | 991   |
| V   | 2 059   | 5.1  | 5 535  | 13.8                            | 3 519   | 3 335                           | 8.3                             | 1 717   | 522  | 883   |
| VI  | 4 319   | 11.1 | 5 836  | 15.1                            | 3 836   | 3 611                           | 9.3                             | 1 981   | 756  | 844   |
| VII   | 4 762   | 11.9 | 5 479  | 13.7                            | 3 480   | 3 593                           | 9.0                             | 1 963   | 675  | 887   |
| VIII  | 3 250   | 8.1  | 5 394  | 13.5                            | 3 430   | 3 492                           | 8.7                             | 1 926   | 620  | 871   |
| IX  | 2 391   | 6.2  | 5 611  | 14.5                            | 3 607   | 3 359                           | 8.7                             | 1 886   | 560  | 1 729   |
| X   | 2 416   | 6.0  | 5 179  | 12.9                            | 3 353   | 3 516                           | 8.8                             | 1 885   | 657  | 2 763   |
| XI  | 2 098   | 5.4  | 5 123  | 13.2                            | 3 248   | 3 612                           | 9.3                             | 1 959   | 423  | 2 844   |
| XII   | 3 718   | 9.3  | 5 500  | 13.7                            | 3 477   | 4 202                           | 10.5                            | 2 252   | 277  | 1 089   |
| *1977 I   | 1 725   | 4.3  | 5 304  | 13.2                            | 3 416   | 3 676                           | 9.1                             | 1 989   | 585  | 1 812   |
| II  | 1 726   | 4.8  | 5 241  | 14.4                            | 3 369   | 3 357                           | 9.2                             | 1 801   | 400  | 1 437   |
| III   | 1 604   | 4.0  | 6 077  | 15.1                            | 3 930   | 3 902                           | 9.7                             | 2 147   | 310  | 1 279   |
| IV  | 2 306   | 5.9  | 6 003  | 15.4                            | 3 850   | 3 979                           | 10.2                            | 2 156   | 354  | 995   |
| V   | 2 359   | 5.9  | 5 786  | 14.4                            | 3 702   | 3 566                           | 8.9                             | 1 888   | 424  | 1 006   |
| VI  | 3 792   | 9.7  | 5 427  | 13.9                            | 3 484   | 3 789                           | 9.7                             | 2 145   | 252  | 612   |
| VII   | 4 928   | 12.2 | 5 550  | 13.8                            | 3 648   | 3 819                           | 9.5                             | 2 198   | 539  | 1 223   |
| VIII  | 3 355   | 8.3  | 5 316  | 13.2                            | 3 446   | 3 513                           | 8.7                             | 1 989   | 454  | 1 150   |
| IX  | 2 206   | 5.7  | 5 274  | 13.5                            | 3 457   | 3 522                           | 9.0                             | 1 891   | 640  | 1 985   |
| X   | 2 098   | 5.2  | 5 376  | 13.3                            | 3 477   | 3 349                           | 8.3                             | 1 789   | 819  | 1 820   |

Ks. huomautusosasto vuoden ensimmäisessä numerossa — Se notavdelningen häfte 1 — See note section in the January issue.

<sup>1)</sup> Ml. kauppalat ennen vuotta 1977 — <sup>2)</sup> Sukupnoli ja ikätiedot arvioitu — <sup>3)</sup> %<sub>1000</sub> na keskiväkiluvusta — <sup>4)</sup> Vuodesta 1975 vain Suomen ja Ruotsin väli-nen muuttoliike.  
<sup>1)</sup> Inkl köpingarna före år 1977 — <sup>2)</sup> Uppgifterna om kön och ålder uppskattade — <sup>3)</sup> %<sub>1000</sub> av medelfolk-mängden — <sup>4)</sup> Fr.o.m. 1975 endast flyttnings-rörelsen mellan Finland och Sverige.  
<sup>1)</sup> Per 1 000 of mean population — <sup>4)</sup> Since 1975 only migration between Finland and Sweden.

## 3. Tuotetilasto — Produktstatistik — Production statistics

| SITC, Rev.<br>No   | 011                        |       | 011.1  |       | 011.3                     |       | 022.2                                    |        | 022.3  |       | 023                                      |       | 024   |       | 025   |       |
|--|----------------------------|-------|--|-------|---------------------------|-------|--|--------|--|-------|--|-------|---|-------|---|-------|
|  | Liha — Kött — Meat         |       |  |       |                           |       | Maltojanhe<br>Mjölkpulver<br>Milk powder |        | Meijereiden<br>vast. ottama<br>maito<br>Av mejerier<br>invägd mjölk<br>Milk received<br>by dairies |       | Meijerivoi<br>Mejerismör<br>Dairy butter |       | Juusto <sup>1)</sup><br>Öst <sup>1)</sup><br>Cheese <sup>1)</sup> |       | Munat<br>(markkinoidut)<br>Ägg (mark-<br>nadsförda)<br>Eggs<br>(marketed) |       |
|  | Yhteensä<br>Summa<br>Total |       | Siitä — Därav — Of which                               |       |                           |       |  |        |  |       |  |       |   |       |   |       |
|  |                            |       | Nautael.liha<br>Kött av<br>nötkreatur<br>Beef and veal |       | Sianliha<br>Fläsk<br>Pork |       |  |        |  |       |  |       |   |       |   |       |
| Vuosi ja<br>kuukausi<br>År och<br>månad<br>Year and<br>month | 1 000 t                    |       |  |       |                           |       | t  |        | 1 000 000 l  |       | t  |       | t   |       | 1 000 t   |       |
|  | B 1                        |       | B 2  |       | B 3                       |       | B 4                                      |        | B 5  |       | B 6                                      |       | B 7   |       | B 8   |       |
|  |                            |       |  |       |                           |       |  |        |  |       |  |       |   |       |   |       |
| 1970 ....  | 213.6                      |       | 103.8  |       | 101.0                     |       | 76 616                                   |        | 2 801  |       | 86 476                                   |       | 40 629  |       | 59.3  |       |
| 1971 ....  | 245.7                      |       | 106.5  |       | 127.5                     |       | 91 106                                   |        | 2 797  |       | 84 113                                   |       | 43 923  |       | 66.2  |       |
| 1972 ....  | 239.2                      |       | 103.8  |       | 123.9                     |       | 88 465                                   |        | 2 796  |       | 82 591                                   |       | 46 433  |       | 67.3  |       |
| 1973 ....  | 226.1                      |       | 93.9   |       | 120.8                     |       | 92 775                                   |        | 2 734  |       | 79 935                                   |       | 46 723  |       | 71.5  |       |
| 1974 ....  | 246.7                      |       | 113.7  |       | 121.9                     |       | 93 557                                   |        | 2 711  |       | 77 615                                   |       | 48 578  |       | 71.7  |       |
| *1975 ....   | 245.4                      |       | 108.0  |       | 123.7                     |       | 97 941                                   |        | 2 722  |       | 74 079                                   |       | 55 674  |       | 75.1  |       |
| *1976 ....   | 255.7                      |       | 109.1  |       | 132.7                     |       | 107 180                                  |        | 2 840  |       | 82 383                                   |       | 56 851  |       | 81.4  |       |
|  | *1976                      | *1977 | *1976  | *1977 | 1976                      | *1977 | 1976                                     | *1977  | 1976   | *1977 | 1976                                     | *1977 | 1976  | *1977 | 1976  | *1977 |
| I ....   | 20.76                      | 19.85 | 9.69   | 8.35  | 10.05                     | 10.41 | 6 788                                    | 6 180  | 209  | 201   | 5 559                                    | 4 679 | 4 404   | 4 574 | 6.99  | 7.82  |
| II ....  | 18.56                      | 19.32 | 8.02   | 7.29  | 9.56                      | 11.03 | 5 760                                    | 5 411  | 190  | 179   | 5 212                                    | 4 069 | 3 964   | 4 185 | 6.10  | 7.05  |
| III ....   | 17.93                      | 21.25 | 7.76   | 9.01  | 9.12                      | 10.98 | 6 519                                    | 6 376  | 212  | 204   | 6 519                                    | 4 662 | 3 842   | 4 534 | 6.92  | 8.14  |
| IV ....  | 20.83                      | 20.19 | 8.72   | 8.16  | 10.84                     | 10.82 | 9 002                                    | 9 859  | 243  | 238   | 7 523                                    | 5 792 | 4 108   | 4 753 | 6.17  | 6.90  |
| V ....   | 23.35                      | 22.28 | 9.73   | 9.48  | 12.49                     | 11.51 | 12 929                                   | 12 812 | 291  | 285   | 8 954                                    | 7 936 | 5 087   | 5 669 | 6.24  | 7.06  |
| VI ....  | 21.68                      | 21.21 | 9.20   | 8.34  | 11.68                     | 11.68 | 14 714                                   | 15 342 | 305  | 303   | 9 780                                    | 8 666 | 5 690   | 5 288 | 6.72  | 7.34  |
| VII ....   | 20.52                      | 18.31 | 8.43   | 6.78  | 11.29                     | 10.78 | 14 233                                   | 15 338 | 294  | 298   | 8 795                                    | 8 293 | 5 742   | 5 568 | 6.85  | 6.70  |
| VIII ....  | 20.58                      | 20.13 | 8.79   | 7.80  | 10.58                     | 11.04 | 11 605                                   | 12 637 | 274  | 280   | 8 173                                    | 7 801 | 5 349   | 5 718 | 6.92  | 7.26  |
| IX ....  | 23.68                      | 23.21 | 11.35  | 10.57 | 10.92                     | 11.15 | 8 367                                    | 9 524  | 230  | 235   | 6 901                                    | 6 686 | 5 159   | 5 005 | 6.92  |       |
| X ....   | 23.21                      | 24.73 | 9.10   | 10.30 | 12.64                     | 12.68 | 5 322                                    |        | 197  |       | 5 198                                    |       | 4 609   |       | 6.44  |       |
| XI ....  | 22.39                      |       | 9.40   |       | 11.66                     |       | 5 620                                    |        | 194  |       | 4 831                                    |       | 4 428   |       | 7.19  |       |
| XII ....   | 20.59                      |       | 7.62   |       | 11.84                     |       | 6 312                                    |        | 201  |       | 4 880                                    |       | 4 469   |       | 7.94  |       |

| SITC, Rev.<br>No   | 041—045   |       | 041.0   |       | 045.1                |       | 046—047   |       | 046.0                    |       | 047.0                     |       | 061.2   |        | 073.0   |       |
|--|---|-------|---|-------|----------------------|-------|---|-------|--------------------------|-------|---------------------------|-------|---|--------|---------|-------|
|  | Markkinoitu kotimainen vilja — Marknadsförd<br>inhemsk spannmål — Marketed domestic cereals |       |   |       |                      |       | Jauhot ja suurimot (ihmisravinnoksi tarkoitettut)<br>Mjöl och gryn (för människoföda) — Meal, flour<br>and groats (for human consumption) |       |                          |       | Sokeri<br>Socker<br>Sugar |       | Suklaa- yms.<br>kaakaovalmis-<br>teet<br>Choklad o.d.<br>födoämnen<br>inneh. kakao<br>Chocolate a.o.<br>products<br>containing<br>cacao |        |         |       |
|  | Kaikkiaan<br>Inalles<br>Total   |       | Ihmisravinnoksi — för människo-<br>föda — for human consumption |       |                      |       | Kaikkiaan<br>Inalles<br>Total   |       | Siitä — Därav — Of which |       |                           |       |   |        |         |       |
|  |   |       | Vehnää<br>Vete<br>Wheat   |       | Ruista<br>Råg<br>Rye |       |   |       | Vehnää<br>Vete<br>Wheat  |       | Ruista<br>Råg<br>Rye      |       |   |        |         |       |
| Vuosi ja<br>kuukausi<br>År och<br>månad<br>Year and<br>month | 1 000 t   |       |   |       |                      |       | t   |       | t                        |       | t                         |       | t   |        | t       |       |
|  | B 9   |       | B 10  |       | B 11                 |       | B 12  |       | B 13                     |       | B 14                      |       | B 15  |        | B 16    |       |
|  |   |       |   |       |                      |       |   |       |                          |       |                           |       |   |        |         |       |
| 1970 ....  | 1 046.6   |       | 388.2   |       | 89.8                 |       | 343.4   |       | 224.4                    |       | 90.9                      |       | 267 344   |        | 14 112  |       |
| 1971 ....  | 1 067.1   |       | 308.1   |       | 93.7                 |       | 329.4   |       | 214.0                    |       | 88.2                      |       | 267 831   |        | 16 193  |       |
| 1972 ....  | 1 209.1   |       | 366.0   |       | 103.9                |       | 308.3   |       | 178.4                    |       | 100.5                     |       | 232 311   |        | 16 735  |       |
| 1973 ....  | 1 071.2   |       | 370.1   |       | 103.0                |       | 355.6   |       | 220.7                    |       | 101.7                     |       | 258 776   |        | 18 061  |       |
| 1974 ....  | 823.9   |       | 304.8   |       | 93.9                 |       | *367.6  |       | *172.7                   |       | *87.8                     |       | *188 228  |        | *17 532 |       |
| *1975 ....   | 1 193.9   |       | 298.9   |       | 94.9                 |       | 332.7   |       | 219.1                    |       | 97.0                      |       | 154 315   |        | 14 603  |       |
| *1976 ....   | 1 480.0   |       | 461.7   |       | 94.5                 |       | 323.0   |       | 209.3                    |       | 97.7                      |       | 166 310   |        | 14 805  |       |
|  | *1976   | *1977 | *1976   | *1977 | *1976                | *1977 | *1976   | *1977 | *1976                    | *1977 | *1976                     | *1977 | *1976   | *1977  | *1976   | *1977 |
| I ....   | 64.0  | 68.1  | 23.5  | 11.2  | 1.9                  | 3.2   | 24.3  | 23.9  | 14.5                     | 14.9  | 8.4                       | 7.7   | 8 829   | 14 789 | 1 073   | 949   |
| II ....  | 76.6  | 218.8 | 25.9  | 34.6  | 2.2                  | 5.0   | 25.4  | 26.5  | 15.9                     | 17.9  | 8.1                       | 7.2   | 10 335  | 13 630 | 1 407   | 1 331 |
| III ....   | 79.9  | 108.6 | 30.3  | 22.4  | 1.9                  | 5.1   | 22.0  | 31.3  | 13.5                     | 21.1  | 7.1                       | 8.5   | 10 654  | 15 640 | 1 548   | 1 476 |
| IV ....  | 52.9  | 165.4 | 12.5  | 23.5  | 3.7                  | 10.7  | 26.0  | 23.5  | 17.6                     | 15.2  | 7.1                       | 6.8   | 10 635  | 10 139 | 767     | 897   |
| V ....   | 78.9  | 183.4 | 30.0  | 34.8  | 2.4                  | 11.6  | 32.3  | 30.5  | 21.3                     | 21.3  | 9.5                       | 7.6   | 16 627  | 8 812  | 985     | 817   |
| VI ....  | 112.4   | 239.2 | 40.0  | 113.6 | 1.9                  | 8.1   | 27.2  | 25.4  | 19.2                     | 16.2  | 6.9                       | 8.1   | 18 215  | 19 271 | 1 496   | 787   |
| VII ....   | 155.1   | 42.4  | 81.5  | 12.9  | 1.4                  | 2.7   | 22.6  | 19.3  | 13.1                     | 12.3  | 8.7                       | 6.7   | 14 575  | 23 483 | 625     | 665   |
| VIII ....  | 151.8   | 42.5  | 66.7  | 11.4  | 22.0                 | 6.7   | 32.1  | 32.2  | 22.4                     | 21.4  | 8.2                       | 9.3   | 14 906  | 20 939 | 905     |       |
| IX ....  | 257.5   | 181.2 | 61.9  | 39.0  | 35.1                 | 27.5  | 29.5  | 32.8  | 19.5                     | 21.8  | 8.7                       | 9.5   | 16 370  | 16 975 | 1 363   |       |
| X ....   | 149.6   | 187.5 | 34.5  | 16.8  | 9.0                  | 5.3   | 25.0  | 29.7  | 15.1                     | 19.3  | 8.5                       | 8.9   | 13 022  | 14 263 | 2 400   |       |
| XI ....  | 131.4   | 117.7 | 22.4  | 6.8   | 5.8                  | 2.2   | 28.5  | 29.0  | 19.0                     | 20.0  | 7.9                       | 7.4   | 16 927  |        | 1 364   |       |
| XII ....   | 169.8   |       | 32.5  |       | 7.2                  |       | 28.1  |       | 18.2                     |       | 8.6                       |       | 15 215  |        | 872     |       |

Ks. huomautusosasto vuoden ensimmäisessä numerossa — Se notavdelningen i häfte 1 — See note section in the January issue.

<sup>1)</sup> Pl. sulatejuusto — <sup>2)</sup> Exkl. smältost — <sup>3)</sup> Excl. butter cheese.

3. Tuotetilastoja (jatk.) — Produktstatistik (forts.) — Production statistics (cont.)

| SITC, Rev. N:o                                   | 1) 091.4                            |        | 112.1—9   |        | 112.3  |        | 112.4   |       | 122.2                                    |       | 243.2—3   |       |   |       |                                      |       |
|--|-------------------------------------|--------|---|--------|--|--------|---|-------|--|-------|---|-------|---|-------|--------------------------------------|-------|
| Vuosi kuukausi<br>År och månad<br>Year and month | Margariini<br>Margarin<br>Margarine |        | Viinit yms.<br>miedot väki-<br>juomat *)<br>Vin. o. d.<br>svaga alko-<br>holdrycker *)<br>Wines etc. *) |        | Olut (III—<br>IV lk)<br>Öl (kl III—<br>IV)<br>Beer |        | Muut mallas-<br>juomat<br>Andra malt-<br>drycker<br>Other malt<br>beverages |       | Viina *)<br>Brännvin *)<br>Eau-de-vie *) |       | Muut väkevät<br>juomat *)<br>Andra starka<br>drycker *)<br>Other spirits *) |       | Savukkeet<br>Cigaretter<br>Cigarettes<br>kpl—st—numb. |       | Sahatavara<br>Sågvaror<br>Sawn goods |       |
|  | t                                   |        | 1 000 l   |        |  |        |   |       |  |       | 1 000 000   |       | 1 000 m <sup>3</sup>                                  |       |                                      |       |
|  | B 17                                |        | B 18  |        | B 19   |        | B 20  |       | B 21                                     |       | B 22  |       | B 23  |       | B 24                                 |       |
| 1970 ....  | 33 743                              | 11 215 | 203 896   | 29 130 | 17 230   | 5 066  | 6 934.7   | 7 310 |  |       |   |       |   |       |                                      |       |
| 1971 ....  | 32 709                              | 11 766 | 212 403   | 24 336 | 18 563   | 6 661  | 7 421.1   | 7 515 |  |       |   |       |   |       |                                      |       |
| 1972 ....  | 33 141                              | 12 526 | 234 472   | 22 766 | 19 818   | 8 185  | 8 028.0   | 7 475 |  |       |   |       |   |       |                                      |       |
| 1973 ....  | 36 570                              | 18 410 | 240 970   | 18 773 | 22 303   | 9 221  | 8 155.0   | 8 140 |  |       |   |       |   |       |                                      |       |
| 1974 ....  | 38 433                              | 29 201 | 254 675   | 14 965 | 26 878   | 9 908  | 7 678.0   | 7 800 |  |       |   |       |   |       |                                      |       |
| *1975 ....                                       | 40 067                              | 31 037 | 250 145   | 15 181 | 25 366   | 11 484 | 7 902.0   | 4 003 |  |       |   |       |   |       |                                      |       |
| *1976 ....                                       | 39 249                              | 28 877 | 251 363   | 14 518 | 26 459   | 11 718 | 6 378.0   | 5 198 |  |       |   |       |   |       |                                      |       |
|  | *1976                               | *1977  | 1976  | *1977  | *1976  | *1977  | *1976   | *1977 | 1976                                     | *1977 | 1976  | *1977 | *1976   | *1977 | *1976                                | *1977 |
| I ....   | 3 147                               | 2 440  | 1 817   | 1 626  | 16 956   | 16 083 | 914   | 1 004 | 1 665                                    | 2 177 | 832   | 871   | 346   | 342   | 295                                  | 475   |
| II ....  | 4 288                               | 4 109  | 1 937   | 1 782  | 16 709   | 18 535 | 854   | 999   | 1 588                                    | 1 402 | 753   | 819   | 179   | 296   | 364                                  | 504   |
| III ....   | 3 768                               | 3 620  | 2 147   | 2 738  | 19 499   | 20 355 | 1 021   | 1 238 | 1 804                                    | 1 876 | 814   | 1 170 | 518   | 467   | 470                                  | 602   |
| IV ....  | 2 185                               | 2 235  | 2 133   | 2 228  | 21 086   | 19 462 | 1 078   | 1 067 | 2 386                                    | 2 370 | 1 088   | 944   | 385   | 492   | 524                                  | 589   |
| V ....   | 2 612                               | 2 557  | 2 870   | 2 446  | 22 110   | 21 324 | 1 634   | 1 234 | 2 632                                    | 2 883 | 1 250   | 1 287 | 518   | 492   | 583                                  | 707   |
| VI ....  | 3 053                               | 2 531  | 3 188   | 2 944  | 26 285   | 27 366 | 1 764   | 1 994 | 2 485                                    | 2 719 | 1 028   | 957   | 665   | 618   | 506                                  | 587   |
| VII ....   | 2 324                               | 2 403  | 3 036   | 3 359  | 27 219   | 25 939 | 1 330   | 1 367 | 3 020                                    | 2 644 | 970   | 1 094 | 678   | 603   | 173                                  | 264   |
| VIII ....  | 3 097                               | 3 639  | 3 107   | 2 966  | 22 498   | 24 150 | 1 324   | 1 129 | 1 937                                    | 1 874 | 775   | 918   | 607   | 571   | 358                                  | 468   |
| IX ....  | 3 599                               | 4 606  | 2 132   | 2 976  | 20 404   | 20 631 | 965   | 862   | 2 673                                    | 2 238 | 1 275   | 963   | 537   | 572   | 446                                  | 534   |
| X ....   | 3 264                               | 2 617  | 2 024   | 2 348  | 18 599   | 19 472 | 1 009   | 891   | 1 912                                    | 2 367 | 1 108   | 950   | 484   | 528   | 458                                  | 532   |
| XI ....  | 4 048                               |        | 1 997   |        | 18 849   |        | 1 127   |       | 2 397                                    |       |   | 934   | 548   |       | 552                                  |       |
| XII ....   | 3 864                               |        | 2 489   |        | 21 149   |        | 1 498   |       | 1 960                                    |       |   | 891   | 913   |       | 469                                  |       |

| SITC, Rev. N:o                                      | 1) 241, 242   |        | 242.2—3                  |        | 242.2,3,9                             |       | 242.1   |        | 242.1,4  |      | 241.1   |      |   |      |  |       |   |      |                                   |  |
|---|---|--------|--------------------------|--------|---------------------------------------|-------|---|--------|--|------|---|------|---|------|--|-------|---|------|-----------------------------------|--|
| Vuosi ja kuukausi<br>År och månad<br>Year and month | Kaikkiaan<br>Inalles<br>Grand total   |        | Siitä — Därav — Of which |        | Sahatukkippuu<br>Sågstock<br>Saw logs |       | Vaneri-<br>tukkippuu<br>Fänerstock<br>Veneer logs |        | Yhteensä<br>tukkippuu<br>Inalles stock<br>Total logs |      | Kuusi-<br>paperipuu<br>Gran-<br>pappersved<br>Spruce pulp<br>wood |      | Mänty-<br>paperipuu<br>Tall-<br>pappersved<br>Pine pulp<br>wood |      | Lehti-<br>paperipuu<br>Löv-<br>pappersved<br>Hardwood<br>pulp wood |       | Yhteensä<br>ainespinop.<br>Inalles travat<br>rävirke<br>Total indust-<br>rial cord-<br>wood |      | Polttopuu<br>Brännved<br>Firewood |  |
|   | 1 000 m <sup>3</sup> kuorineen — 1 000 m <sup>3</sup> med bark — 1 000 cu. metres with bark |        |                          |        |                                       |       |   |        |  |      |   |      |   |      |  |       |   |      |                                   |  |
|   | B 25  |        | B 26                     |        | B 27                                  |       | B 28  |        | B 29   |      | B 30  |      | B 31  |      | B 32   |       | B 33  |      |                                   |  |
| 1970 ....   | 45 218  | 17 505 | 1 981                    | 19 822 | 11 193                                | 7 591 | 5 846   | 24 826 | 570  |      |   |      |   |      |  |       |   |      |                                   |  |
| 1971 ....   | 41 806  | 16 336 | 1 448                    | 18 104 | 10 604                                | 7 337 | 4 993   | 23 213 | 489  |      |   |      |   |      |  |       |   |      |                                   |  |
| 1972 ....   | 36 220  | 15 285 | 1 490                    | 17 101 | 8 498                                 | 6 395 | 3 598   | 18 719 | 401  |      |   |      |   |      |  |       |   |      |                                   |  |
| 1973 ....   | 34 749  | 16 762 | 1 492                    | 18 547 | 7 414                                 | 5 433 | 2 925   | 15 932 | 268  |      |   |      |   |      |  |       |   |      |                                   |  |
| 1974 ....   | 34 595  | 17 138 | 1 364                    | 18 834 | 7 409                                 | 5 227 | 2 905   | 15 623 | 137  |      |   |      |   |      |  |       |   |      |                                   |  |
| 1975 ....   | 29 288  | 10 917 | 784                      | 12 089 | 7 617                                 | 5 524 | 3 776   | 17 044 | 151  |      |   |      |   |      |  |       |   |      |                                   |  |
| 1976 ....   | 27 430  | 11 125 | 857                      | 12 289 | 6 357                                 | 5 313 | 3 233   | 15 416 | 125  |      |   |      |   |      |  |       |   |      |                                   |  |
|   | 1976  | 1977   | 1976                     | 1977   | 1976                                  | 1977  | 1976  | 1977   | 1976   | 1977 | 1976  | 1977 | 1976  | 1977 | 1976   | 1977  | 1976  | 1977 |                                   |  |
| I ....  | 1 694   | 2 465  | 643                      | 1 175  | 41                                    | 94    | 705   | 1 310  | 427  | 518  | 323   | 396  | 217   | 224  | 979  | 1 145 | 9   | 10   |                                   |  |
| II ....   | 2 347   | 2 945  | 1 027                    | 1 483  | 63                                    | 115   | 1 120   | 1 626  | 543  | 602  | 403   | 458  | 254   | 240  | 1 212  | 1 308 | 15  | 11   |                                   |  |
| III ....  | 3 282   | 3 578  | 1 443                    | 1 892  | 92                                    | 128   | 1 574   | 2 062  | 780  | 688  | 547   | 546  | 359   | 258  | 1 695  | 1 502 | 14  | 14   |                                   |  |
| IV ....   | 3 231   | 3 242  | 1 357                    | 1 588  | 90                                    | 125   | 1 493   | 1 751  | 779  | 695  | 580   | 532  | 349   | 242  | 1 724  | 1 476 | 14  | 15   |                                   |  |
| V ....  | 2 749   | 2 856  | 1 015                    | 1 279  | 67                                    | 101   | 1 117   | 1 418  | 676  | 640  | 601   | 568  | 329   | 221  | 1 618  | 1 438 | 14  | 32   |                                   |  |
| VI ....   | 1 832   | 1 884  | 665                      | 734    | 41                                    | 56    | 730   | 814    | 438  | 464  | 429   | 416  | 218   | 170  | 1 091  | 1 056 | 11  | 13   |                                   |  |
| VII ....  | 1 054   | 700    | 378                      | 288    | 19                                    | 29    | 403   | 321    | 262  | 150  | 245   | 146  | 135   | 68   | 1 045  | 685   | 6   | 15   |                                   |  |
| VIII ....   | 1 164   | 1 256  | 374                      | 495    | 32                                    | 37    | 410   | 541    | 284  | 300  | 280   | 264  | 175   | 131  | 745  | 699   | 9   | 16   |                                   |  |
| IX ....   | 1 846   | 1 838  | 705                      | 815    | 58                                    | 52    | 777   | 880    | 414  | 392  | 387   | 359  | 255   | 188  | 1 062  | 944   | 7   | 13   |                                   |  |
| X ....  | 2 298   | 2 104  | 894                      | 971    | 99                                    | 76    | 1 018   | 1 065  | 504  | 434  | 469   | 383  | 292   | 199  | 1 275  | 1 025 | 5   | 14   |                                   |  |
| XI ....   | 2 792   |        | 1 182                    |        | 123                                   |       | 1 326   |        | 592  |      | 518   |      | 341   |      | 1 460  |       | 5   |      |                                   |  |
| XII ....  | 3 141   |        | 1 442                    |        | 132                                   |       | 1 616   |        | 658  |      | 531   |      | 309   |      | 1 510  |       | 16  |      |                                   |  |

Ks. huomautusosasto vuoden ensimmäisessä numerossa — Se notavdelningen i häfte 1 — See note section in the January issue.

1) SITC-nimike käsittää myös muita tuotteita kuin allamainitun — \*) Vain alkoholilain mukaiset juomat s.o. enemmän kuin 2.25 painoprosenttia etyylialkoholia sisältävät. Pl. juomat, joita käytetään muiden alkoholijuomien raaka-aineksi — \*) Ml. gini.  
 2) SITC-positionen omfattar även andra produkter än den nedannämnda — \*) Endast sådana drycker, som enligt alkohollagen har 2.25 viktprocent etylalkohol. Exkl. drycker, som användes som råvara för andra alkoholdrycker — \*) Inkl. gin.  
 3) This SITC-item also contains other products than the one below — \*) Such alcoholic beverages only which have 2.25 weight percentage ethyl alcohol. Excl. alcoholic beverages used as raw material for other alcoholic beverages — \*) Incl. gin.

## 3. Tuotetilastoja (jatk.) — Produktstatistik (forts.) — Production statistics (cont.)

| SITC, Rev. No                                       | 251.2   | 251.6—8                             |  | 251.6—8   | 1) 281.3                                      |       | 332.1—3  |  | 351  |  | 1) 513.3(8) |                       | 513.3(4) |         |       |       |      |      |
|---|---|-------------------------------------|--|---|---|-------|--|--|--|--|-------------|-----------------------|----------|---------|-------|-------|------|------|
| Vuosi ja kuukausi<br>År och månad<br>Year and month | Puuhiokie<br>(myyntiä varten)<br>Slipmassa<br>(till avsalu)<br>Mechanical wood pulp<br>(for sale) | Selluloosa — Cellulosa<br>Cellulose |  | Rautarikaste<br>Järnkoncentrat<br>Iron concentrates | Öljytuotteet<br>Oljeprodukter<br>Oil products |       | Sähkövoima — Elektrisk energi — Electric energy *) |  | Rikkihappo<br>Svavelsyra<br>Sulphuric acid | Typpihamppu<br>Salpetersyra<br>Nitric acid |             |                       |          |         |       |       |      |      |
|   |   | Yhteensä<br>Summa<br>Total          | Siitä sulfiittiselluloosa<br>Därav sulfitecellulosa<br>Of which sulphite cellulose |   |   |       | Yhteensä<br>Summa<br>Total                         | Siitä vesivoimalla<br>Därav vattenkraft<br>Of which by water power |  |  |             |                       |          |         |       |       |      |      |
|   | 1 000 t   |                                     |  |   |   |       |  |  |  |  |             | milj. kWh — mill. kWh |          | 1 000 t |       |       |      |      |
|   | B 34  | B 35                                |  | B 36  | B 37  |       | B 38   |  | B 39                                       |  | B 40        |                       | B 41     |         | B 42  |       |      |      |
| 1970 ....   | 96.9  | 4 090.9                             |  | 1 505.4   | 1 028.5                                       |       | 7 559  |  | 21 185                                     |  | 9 353       |                       | 844.6    |         | 249.5 |       |      |      |
| 1971 ....   | 90.6  | 3 803.2                             |  | 1 341.4   | 881.7   |       | 7 804  |  | 20 842                                     |  | 10 499      |                       | 785.2    |         | 271.7 |       |      |      |
| 1972 ....   | 63.7  | 3 785.3                             |  | 1 274.2   | 992.9   |       | 8 667  |  | 22 302                                     |  | 10 211      |                       | 1 004.3  |         | 314.6 |       |      |      |
| 1973 ....   | 54.1  | 3 828.7                             |  | 1 299.0   | 885.2   |       | 8 267  |  | 24 938                                     |  | 10 409      |                       | 936.6    |         | 348.0 |       |      |      |
| *1974 ....  | 45.7  | 4 067.1                             |  | 1 283.8   | 934.1   |       | 8 453  |  | 26 524                                     |  | 12 506      |                       | 984.5    |         | 369.4 |       |      |      |
| *1975 ....  | 33.4  | 3 370.3                             |  | 1 091.4   | 608.7   |       | 7 773  |  | 25 134                                     |  | 12 032      |                       | 1 029.6  |         | 397.5 |       |      |      |
| *1976 ....  | 23.0  | 3 437.1                             |  | 972.2   | 607.2   |       | 9 419  |  | 27 804                                     |  | 9 379       |                       | 1 016.5  |         | 303.6 |       |      |      |
|   | *1976   | *1977                               | *1976  | *1977   | *1976   | *1977 | *1976  | *1977  | *1976                                      | *1977                                      | *1976       | *1977                 | *1976    | *1977   | *1976 | *1977 |      |      |
| I ....  | 1.4   | 2.7                                 | 274.7  | 260.9   | 75.9  | 79.1  | 41.2   | 61.5   | 773  | 883  | 2 677       | 3 080                 | 896      | 842     | 93.0  | 104.9 | 30.3 | 35.7 |
| II ....   | 2.5   | 2.3                                 | 318.0  | 285.5   | 93.9  | 78.5  | 47.8   | 53.8   | 705  | 811  | 2 499       | 2 958                 | 876      | 825     | 72.7  | 83.6  | 25.7 | 31.7 |
| III ....  | 2.1   | 2.7                                 | 319.0  | 273.8   | 95.8  | 75.6  | 48.5   | 60.2   | 849  | 871  | 2 603       | 2 700                 | 823      | 836     | 78.1  | 90.4  | 25.6 | 27.2 |
| IV ....   | 2.0   | 2.5                                 | 260.7  | 247.3   | 64.7  | 71.4  | 56.5   | 64.7   | 713  | 630  | 1 967       | 2 231                 | 718      | 742     | 74.3  | 83.4  | 29.8 | 31.0 |
| V ....  | 2.6   | 2.3                                 | 337.2  | 284.5   | 99.8  | 77.4  | 57.0   | 51.6   | 670  | 483  | 2 182       | 2 420                 | 997      | 1 176   | 79.8  | 93.2  | 25.1 | 19.5 |
| VI ....   | 1.7   | —                                   | 174.7  | 195.8   | 54.9  | 54.1  | 38.7   | 64.7   | 730  | 810  | 1 669       | 2 100                 | 864      | 1 260   | 65.1  | 70.7  | 5.7  | 6.4  |
| VII ....  | 1.3   | —                                   | 231.8  | 151.0   | 41.2  | 17.2  | 46.4   | 69.0   | 759  | 981  | 1 532       | 1 782                 | 658      | 1 046   | 94.6  | 71.7  | 20.8 | 10.2 |
| VIII ....   | 0.7   | 2.6                                 | 315.8  | 322.0   | 86.8  | 63.6  | 62.2   | 67.7   | 689  | 734  | 2 192       | 2 440                 | 753      | 1 083   | 82.4  | 77.4  | 22.7 | 24.5 |
| IX ....   | 3.1   | 2.3                                 | 324.8  | 342.8   | 96.1  | 76.4  | 54.7   | 66.9   | 854  | 938  | 2 362       | 2 773                 | 675      | 955     | 90.3  | 70.8  | 26.9 | 29.7 |
| X ....  | 2.6   | 2.8                                 | 334.3  | 310.9   | 92.8  | 62.2  | 61.7   | 67.6   | 943  | —  | 2 779       | 2 948                 | 682      | 884     | 86.9  | 85.8  | 27.7 | 23.3 |
| XI ....   | 1.9   | —                                   | 289.9  | —   | 87.7  | —     | 46.3   | —  | 763  | —  | 2 634       | —                     | 715      | —       | 96.4  | 75.6  | 28.7 | 24.1 |
| XII ....  | 1.1   | —                                   | 256.2  | —   | 83.6  | —     | 46.2   | —  | 971  | —  | 2 740       | —                     | 728      | —       | 108.8 | —     | 34.6 | —    |

| SITC, Rev. No                                       | 513.3(5)  |       | 513.6(1)                          |       | 513.6(2)                                       |       | 271.1.2.4. 561.                          |       |       |       | 1) 629.9  |       | 631.1—2                                      |                      |  |
|---|---|-------|-----------------------------------|-------|--|-------|--|-------|-------|-------|---|-------|--|----------------------|--|
| Vuosi ja kuukausi<br>År och månad<br>Year and month | Fosforihapot<br>Fosforsyror<br>Phosphoric acids |       | Ammoniakki<br>Ammoniak<br>Ammonia |       | Kaustinen sooda<br>Kaustiksoda<br>Caustic soda |       | Lannoitteet — Gödselmedel<br>Fertilizers |       |       |       | Moottoriajoneuvojen<br>ulkorenkkaat<br>Motorfordons<br>ytterdäck<br>Outer tyres<br>of motor<br>vehicles |       | Vaneri<br>Faner<br>Plywood<br>and<br>veneers |                      |  |
|   | Määrä<br>Mängd<br>Quantity                      |       |                                   |       |  |       |  |       |       |       | Ravinnesisältö<br>Näringsinnehåll<br>Nutrient contents<br>N,P,O <sub>2</sub> ,K <sub>2</sub> O          |       |  |                      |  |
|   | 1 000 t   |       |                                   |       |  |       |  |       |       |       |   | t     |  | 1 000 m <sup>3</sup> |  |
|   | B 43  |       | B 44                              |       | B 45   |       | B 46                                     |       | B 47  |       | B 48  |       | B 49   |                      |  |
| 1970 .....  | 112.5   |       | 103.1                             |       | 170  |       | 1 085.4                                  |       | 447.5 |       | 10 798  |       | 756.1  |                      |  |
| 1971 .....  | 122.6   |       | 184.2                             |       | 159  |       | 1 199.4                                  |       | 509.3 |       | 11 349  |       | 750.5  |                      |  |
| 1972 .....  | 141.9   |       | 231.8                             |       | 172  |       | 1 377.0                                  |       | 562.5 |       | 8 909   |       | 674.7  |                      |  |
| 1973 .....  | 136.0   |       | 259.5                             |       | 204  |       | 1 363.6                                  |       | 574.1 |       | 11 343  |       | 685.3  |                      |  |
| *1974 .....   | 149.6   |       | 247.1                             |       | 228  |       | 1 418.7                                  |       | 604.8 |       | 11 666  |       | 530.1  |                      |  |
| *1975 .....   | 158.0   |       | 284.1                             |       | 185  |       | 1 475.6                                  |       | 627.8 |       | 12 817  |       | 393.1  |                      |  |
| *1976 .....   | 103.7   |       | 204.6                             |       | 96   |       | 1 071.2                                  |       | 450.0 |       | 9 632   |       | 367.6  |                      |  |
|   | *1976   | *1977 | *1976                             | *1977 | *1976  | *1977 | *1976                                    | *1977 | *1976 | *1977 | *1976   | *1977 | *1976  | *1977                |  |
| I .....   | 10.9  | 12.5  | 28.2                              | 27.6  | 10   | 8     | 107.6                                    | 140.2 | 44.8  | 59.5  | 1 036   | 879   | 25.6   | 29.0                 |  |
| II .....  | 11.1  | 11.6  | 20.9                              | 24.8  | 10   | 10    | 101.2                                    | 106.3 | 44.0  | 44.8  | 660   | 724   | 29.8   | 31.5                 |  |
| III .....   | 8.1   | 8.5   | 21.6                              | 19.2  | —  | 8     | 82.3                                     | 94.3  | 33.9  | 38.6  | 972   | 819   | 34.5   | 34.7                 |  |
| IV .....  | 8.9   | 9.0   | 16.6                              | 7.8   | 9  | 8     | 104.6                                    | 100.2 | 42.3  | 41.8  | 801   | 742   | 33.6   | 27.0                 |  |
| V .....   | 6.4   | 4.9   | 20.2                              | 6.2   | 10   | 10    | 76.8                                     | 63.0  | 30.4  | 26.1  | 750   | 886   | 33.3   | 33.6                 |  |
| VI .....  | 0.7   | —     | 5.8                               | 7.1   | 7  | 8     | 15.2                                     | 16.8  | 5.0   | 5.6   | 652   | 576   | 31.2   | 28.4                 |  |
| VII .....   | 9.0   | 2.2   | 5.0                               | 6.7   | 7  | 7     | 62.1                                     | 22.6  | 26.7  | 8.1   | 147   | 24    | 9.9  | 7.4                  |  |
| VIII .....  | 5.6   | 9.0   | 7.7                               | 6.4   | 10   | 9     | 74.9                                     | 84.8  | 31.2  | 35.6  | 849   | 823   | 29.7   | 32.1                 |  |
| IX .....  | 12.4  | 10.7  | 20.3                              | 7.0   | 9  | 11    | 103.4                                    | 99.7  | 44.7  | 43.4  | 970   | 927   | 34.2   | 34.8                 |  |
| X .....   | 7.5   | 10.0  | 4.9                               | 8.3   | 8  | 10    | 98.7                                     | 77.4  | 41.9  | 33.3  | 845   | 1 035 | 33.4   | 33.0                 |  |
| XI .....  | 10.0  | 9.3   | 26.4                              | 19.5  | 8  | —     | 112.8                                    | 93.6  | 48.5  | 41.5  | 1 079   | —     | 37.2   | —                    |  |
| XII .....   | 13.1  | —     | 27.2                              | —     | 8  | —     | 131.6                                    | —     | 56.7  | —     | 871   | —     | 35.2   | —                    |  |

Ks. huomautusosasto vuoden ensimmäisessä numerossa — Se notavdelningen i häfte 1 — See note section in the January issue.

1) SITC-nimike käsittää myös muita tuotteita kuin alla mainitut — SITC-positionen omfattar även andra produkter än de nedannämnda — This SITC-item also contains other products than those below.

2) Nettotuotanto — Nettoproduktion — Net production

## 3. Tuotetilastoja (jatk.) — Produktstatistik (forts.) — Production statistics (cont.)

| SITC Rev. No  | 1) 641.1-2,7-9  |       | 641.1  |       | 641.2, 9(4) |       | 641.6   |       | 651.3-4 |       | 652                                       |       | 661.2  |       |         |       |
|---|---|-------|--|-------|-------------|-------|---|-------|---------|-------|---|-------|--------|-------|---------|-------|
| Vuosi ja kuukausi<br>År och månad<br>Year and month | Papperi ja pahvi — Papper och papp — Paper and paperboard |       |  |       |             |       |   |       |         |       |   |       |        |       |         |       |
|   | Yhteensä<br>Summa<br>Total                                |       | Siitä — Därav — Of which                         |       |             |       |   |       |         |       |   |       |        |       |         |       |
|   |   |       | Sanomalehtipaperi<br>Tidningspapper<br>Newsprint |       |             |       | Kirjoitus- ja painopaperi<br>Skriv- och tryckpapper<br>Printing and writing paper |       |         |       | Voimapaperi<br>Kraftpapper<br>Kraft paper |       |        |       |         |       |
|   | Puukuitulevy<br>Träfiberplattor<br>Fibreboard             |       |  |       |             |       |   |       |         |       |   |       |        |       |         |       |
|   | Puu villalanka<br>Bomullsgarn<br>Cotton yarn              |       |  |       |             |       |   |       |         |       |   |       |        |       |         |       |
|   | Puu villakangas<br>Bomullstyger<br>Cotton fabrics         |       |  |       |             |       |   |       |         |       |   |       |        |       |         |       |
|   | Sementti<br>Cement<br>Cement                              |       |  |       |             |       |   |       |         |       |   |       |        |       |         |       |
|   | 1 000 t   |       |  |       |             |       |   |       |         |       |   |       |        |       |         |       |
|   | B 50  |       | B 51   |       | B 52        |       | B 53  |       | B 54    |       | B 55                                      |       | B 56   |       | B 57    |       |
| 1970 ..   | 4 273.8   |       | 1 370.8  |       | 843.0       |       | 615.0   |       | 241.4   |       | 16 551                                    |       | 16 831 |       | 1 838.5 |       |
| 1971 ..   | 4 446.4   |       | 1 345.8  |       | 989.6       |       | 608.3   |       | 248.1   |       | 17 581                                    |       | 15 151 |       | 1 811.0 |       |
| 1972 ..   | 5 079.5   |       | 1 529.3  |       | 1 053.7     |       | 829.2   |       | 259.9   |       | 16 384                                    |       | 15 504 |       | 1 983.7 |       |
| 1973 ..   | 5 573.1   |       | 1 410.6  |       | 1 513.5     |       | 763.6   |       | 263.8   |       | 15 188                                    |       | 14 021 |       | 2 091.9 |       |
| *1974 ..  | 5 315.1   |       | 1 493.1  |       | 1 288.1     |       | 510.4   |       | 240.0   |       | 15 395                                    |       | 14 587 |       | 2 203.1 |       |
| *1975 ..  | 3 971.1   |       | 1 253.6  |       | 859.6       |       | 402.5   |       | 147.7   |       | 11 566                                    |       | 11 464 |       | 2 063.0 |       |
| *1976 ..  | 4 518.6   |       | 991.5  |       | 1 257.5     |       | 430.8   |       | 140.5   |       | 11 747                                    |       | 11 949 |       | 1 825.2 |       |
|   | *1976   | *1977 | *1976  | *1977 | *1976       | *1977 | *1976   | *1977 | *1976   | *1977 | *1976                                     | *1977 | 1976   | *1977 | 1976    | *1977 |
| I ..  | 363.2   | 371.1 | 89.1   | 80.1  | 56.8        | 139.0 | 35.5  | 31.4  | 9.2     | 12.0  | 947                                       | 916   | 1 163  | 1 262 | 120.6   | 141.9 |
| II ..   | 391.6   | 388.8 | 99.3   | 82.8  | 109.3       | 117.6 | 33.6  | 35.3  | 10.4    | 8.9   | 973                                       | 758   | 1 005  | 1 081 | 138.5   | 132.4 |
| III ..  | 435.4   | 347.6 | 94.4   | 60.6  | 129.1       | 105.6 | 44.2  | 38.0  | 14.7    | 9.9   | 968                                       | 705   | 1 049  | 936   | 144.5   | 134.1 |
| IV ..   | 260.0   | 354.5 | 35.9   | 67.4  | 61.1        | 114.8 | 30.7  | 31.0  | 11.0    | 11.7  | 1 252                                     | 791   | 1 138  | 858   | 101.2   | 107.9 |
| V ..  | 413.9   | 401.7 | 85.2   | 78.4  | 126.8       | 128.1 | 41.8  | 37.7  | 16.3    | 11.9  | 992                                       | 913   | 967    | 860   | 189.3   | 155.3 |
| VI ..   | 281.1   | 329.8 | 59.3   | 74.4  | 74.4        | 96.3  | 31.1  | 34.4  | 10.8    | 12.9  | 992                                       | 544   | 979    | 805   | 158.4   | 160.0 |
| VII ..  | 245.7   | 269.5 | 44.0   | 44.3  | 69.9        | 83.2  | 19.5  | 12.4  | 4.2     | 2.8   | —   | 53    | —      | 2     | 122.5   | 135.9 |
| VIII ..   | 432.9   | 431.9 | 93.3   | 82.2  | 128.3       | 148.4 | 39.8  | 44.2  | 15.2    | 8.2   | 1 112                                     | 641   | 1 042  | 979   | 127.4   | 152.6 |
| IX ..   | 437.9   | 448.7 | 104.7  | 107.1 | 126.8       | 131.5 | 39.4  | 37.1  | 13.6    | 13.9  | 1 214                                     | 924   | 1 256  | 1 034 | 223.0   | 161.1 |
| X ..  | 455.1   | 437.5 | 103.4  | 103.5 | 134.8       | 146.2 | 48.2  | 39.0  | 13.2    | 13.2  | 1 131                                     | 880   | 1 076  | 992   | 163.5   | 157.8 |
| XI ..   | 423.9   |       | 95.7   |       | 130.5       |       | 37.2  |       | 10.8    |       | 1 099                                     |       | 1 167  |       | 177.6   |       |
| XII ..  | 377.9   |       | 87.2   |       | 109.7       |       | 29.8  |       | 11.1    |       | 1 067                                     |       | 1 107  |       | 158.7   |       |

| SITC Rev. No  | 1) 662.4(1)   |       | 664.3                                     |       | 671.2     |         | •                                |         | 1) 673-678 |         | 1) 673.2 (1)                        |        | 1) 673.1 |        | 1) 674                      |         |  |  |   |  |  |  |  |  |  |  |   |  |  |  |
|---|---|-------|---|-------|-----------|---------|----------------------------------|---------|------------|---------|-------------------------------------|--------|----------|--------|-----------------------------|---------|--|--|---|--|--|--|--|--|--|--|---|--|--|--|
| Vuosi ja kuukausi<br>År och månad<br>Year and month | Valssauutuotteet (kuumavalssatut) — Valsprodukter (varmvalsade) |       |   |       |           |         |                                  |         |            |         |                                     |        |          |        |                             |         |  |  |   |  |  |  |  |  |  |  |   |  |  |  |
|   | Tillet *)<br>Tegel *)<br>Bricks *)                              |       | Ikkunalasi<br>Fönsterglas<br>Window glass |       |           |         | Raakarauta<br>Råjärn<br>Pig iron |         |            |         | Raakateräs<br>Råstål<br>Crude steel |        |          |        | Kalkkia<br>Inalles<br>Total |         |  |  | Betongeräs<br>Betongstål<br>Reinforcing steel |  |  |  | Valssilanka<br>Valstråd<br>Rolled wire |  |  |  | Levytuotteet<br>Plåtprodukter<br>Plates |  |  |  |
|   | 1 000 000<br>kpl—st—numb.                                       |       | 1 000 m <sup>2</sup>                      |       |           |         | t                                |         |            |         |                                     |        |          |        |                             |         |  |  |   |  |  |  |  |  |  |  |   |  |  |  |
|   | B 58  |       | B 59                                      |       | B 60      |         | B 61                             |         | B 62       |         | B 63                                |        | B 64     |        | B 65                        |         |  |  |   |  |  |  |  |  |  |  |   |  |  |  |
| 1970 ..   | 126.3   |       | 9 984                                     |       | 1 163 793 |         | 1 168 887                        |         | 798 082    |         | 204 847                             |        | 90 115   |        | 359 533                     |         |  |  |   |  |  |  |  |  |  |  |   |  |  |  |
| 1971 ..   | 122.0   |       | 10 293                                    |       | 1 029 118 |         | 1 025 253                        |         | 620 013    |         | 125 919                             |        | 60 709   |        | 330 400                     |         |  |  |   |  |  |  |  |  |  |  |   |  |  |  |
| 1972 ..   | 117.1   |       | 11 007                                    |       | 1 183 487 |         | 1 456 281                        |         | 930 166    |         | 175 328                             |        | 89 516   |        | 520 636                     |         |  |  |   |  |  |  |  |  |  |  |   |  |  |  |
| 1973 ..   | 121.9   |       | 18 501                                    |       | 1 412 055 |         | 1 615 204                        |         | 1 135 408  |         | 187 849                             |        | 114 080  |        | 660 861                     |         |  |  |   |  |  |  |  |  |  |  |   |  |  |  |
| *1974 ..  | 127.6   |       | 9 428                                     |       | 1 363 606 |         | 1 655 537                        |         | 1 124 138  |         | 186 820                             |        | 124 681  |        | 645 239                     |         |  |  |   |  |  |  |  |  |  |  |   |  |  |  |
| *1975 ..  | 121.5   |       | 10 272                                    |       | 1 356 411 |         | 1 618 110                        |         | 1 087 057  |         | 186 941                             |        | 102 558  |        | 662 739                     |         |  |  |   |  |  |  |  |  |  |  |   |  |  |  |
| *1976 ..  | 121.1   |       | 9 653                                     |       | 1 321 032 |         | 1 643 983                        |         | 1 161 146  |         | 173 184                             |        | 119 159  |        | 734 675                     |         |  |  |   |  |  |  |  |  |  |  |   |  |  |  |
|   | *1976   | *1977 | *1976                                     | *1977 | 1976      | *1977   | 1976                             | *1977   | 1976       | *1977   | 1976                                | *1977  | 1976     | *1977  | 1976                        | *1977   |  |  |   |  |  |  |  |  |  |  |   |  |  |  |
| I ..  | 8.9   | 9.7   | 789                                       | 840   | 114 843   | 127 780 | 140 369                          | 164 877 | 88 653     | 125 956 | 8 028                               | 10 859 | 11 035   | 12 008 | 53 670                      | 87 382  |  |  |   |  |  |  |  |  |  |  |   |  |  |  |
| II ..   | 9.0   | 9.9   | 801                                       | 747   | 103 020   | 135 273 | 131 059                          | 172 168 | 87 849     | 111 468 | 18 970                              | 17 688 | 10 045   | 11 211 | 51 658                      | 70 784  |  |  |   |  |  |  |  |  |  |  |   |  |  |  |
| III ..  | 10.0  | 9.8   | 821                                       | 808   | 123 396   | 154 208 | 150 094                          | 180 283 | 102 990    | 120 649 | 20 349                              | 14 043 | 10 625   | 14 018 | 61 899                      | 80 480  |  |  |   |  |  |  |  |  |  |  |   |  |  |  |
| IV ..   | 9.6   | 7.7   | 789                                       | 784   | 120 379   | 168 245 | 134 789                          | 179 105 | 95 978     | 123 637 | 12 900                              | 12 304 | 11 133   | 12 602 | 59 488                      | 86 897  |  |  |   |  |  |  |  |  |  |  |   |  |  |  |
| V ..  | 9.9   | 10.2  | 823                                       | 813   | 125 851   | 164 150 | 151 424                          | 179 622 | 104 353    | 143 572 | 12 840                              | 14 918 | 11 258   | 15 923 | 65 434                      | 100 980 |  |  |   |  |  |  |  |  |  |  |   |  |  |  |
| VI ..   | 10.7  | 10.0  | 786                                       | 763   | 101 839   | 135 274 | 119 657                          | 190 173 | 109 510    | 116 981 | 18 281                              | 10 359 | 8 934    | 11 181 | 71 071                      | 87 219  |  |  |   |  |  |  |  |  |  |  |   |  |  |  |
| VII ..  | 11.0  | 9.5   | 817                                       | 795   | 67 060    | 107 378 | 89 434                           | 121 732 | 32 824     | 25 499  | 544                                 | 1 747  | 6 106    | 3 185  | 14 110                      | 19 790  |  |  |   |  |  |  |  |  |  |  |   |  |  |  |
| VIII ..   | 10.3  | 12.4  | 808                                       | 892   | 77 780    | 135 712 | 101 748                          | 192 634 | 85 350     | 122 013 | 14 425                              | 18 250 | 7 554    | 9 805  | 63 179                      |         |  |  |   |  |  |  |  |  |  |  |   |  |  |  |
| IX ..   | 10.7  | 12.1  | 726                                       | 767   | 105 786   | 147 101 | 142 556                          | 202 892 | 122 499    | 142 305 | 17 841                              | 13 386 | 9 418    | 10 879 | 86 243                      |         |  |  |   |  |  |  |  |  |  |  |   |  |  |  |
| X ..  | 10.4  | 12.0  | 853                                       | 775   | 112 597   | 131 122 | 163 870                          | 178 848 | 124 563    | 172 838 | 18 591                              | 17 582 | 11 349   | 12 040 | 80 962                      |         |  |  |   |  |  |  |  |  |  |  |   |  |  |  |
| XI ..   | 10.6  |       | 813                                       |       | 134 353   |         | 155 395                          |         | 108 016    |         | 18 411                              |        | 11 093   |        | 64 650                      |         |  |  |   |  |  |  |  |  |  |  |   |  |  |  |
| XII ..  | 10.0  |       | 827                                       |       | 134 128   |         | 163 388                          |         | 98 561     |         | 12 004                              |        | 10 609   |        | 62 260                      |         |  |  |   |  |  |  |  |  |  |  |   |  |  |  |

Ks. huomautusosaasto vuoden ensimmäisessä numerossa — Se notavdelningen i häfte 1 — See note section in the January issue.

1) SITC-nimike käsittää myös muita tuotteita kuin allamainitut — 2) Pl. tulenkestävät ja haponkestävät tiilet.

3) SITC-positionen omfattar även andra produkter än de nedan nämnda — 4) Exkl. elfasta och syrafasta tegel.

5) This SITC-item also contains other products than those below — 6) Excl. refractory and acid-resistant bricks.

## 3. Tuotetilasto (jatk.) — Produktstatistik (forts.) — Production statistics (cont.)

| SITC Rev. No  | 1) 674   |   | 1) 682.1(2)  |   | 683.1                  |   | 681.1 |       | 812.2  |        |     |     |
|---|--|---|--|---|------------------------|---|-------|-------|--------|--------|-----|-----|
|   | Kylmävalssatut levytuotteet<br>Kallvalsade plåtprodukter<br>Cold-rolled plates | Sinkityt levytuotteet<br>Galvaniserad plåtprodukter<br>Galvanised sheets and plates | Kupari-<br>katodit<br>Koppar-<br>katoder<br>Copper<br>(cathodes) | Nikkelikatodit<br>Nickelkatoder<br>Nickel<br>(cathodes) | Sinkki<br>Zink<br>Zinc | Keraamiset<br>saniteetti-<br>valmistet,<br>asennettavat<br>Keramiskt<br>sanitetsgods<br>för install.<br>Sanitary<br>ceramic<br>articles |       |       |        |        |     |     |
| Vuosi ja kuukausi<br>År och månad<br>Year and month |  |   |  |   |                        |   |       |       |        |        |     |     |
| t   |  |   |  |   |                        |   |       |       |        |        |     |     |
|   | B 66   | B 67  | B 68   | B 69  | B 70                   | B 71  |       |       |        |        |     |     |
| 1970 ....   | —  | —   | 34 047   | 4 009   | 56 936                 | 8 818   |       |       |        |        |     |     |
| 1971 ....   | —  | —   | 32 339   | 3 890   | 62 691                 | 10 154  |       |       |        |        |     |     |
| 1972 ....   | 57 764   | 25 051  | 38 424   | 5 458   | 81 151                 | 7 019   |       |       |        |        |     |     |
| 1973 ....   | 120 264  | 73 214  | 42 907   | 5 840   | 80 662                 | 10 418  |       |       |        |        |     |     |
| *1974 ....  | 136 085  | 96 231  | 38 278   | 6 456   | 92 153                 | 7 355   |       |       |        |        |     |     |
| *1975 ....  | 129 571  | 94 301  | 35 765   | 6 104   | 58 712                 | 7 407   |       |       |        |        |     |     |
| *1976 ....  | 169 622  | 115 718   | 38 150   | 7 626   | 110 636                | 8 190   |       |       |        |        |     |     |
|   | *1976  | *1977   | *1976  | *1977   | *1976                  | *1977   | *1976 | *1977 | *1976  | *1977  |     |     |
| I ....  | 12 533   | 23 573  | 11 317   | 11 554  | 3 434                  | 3 247   | 551   | 897   | 8 364  | 9 300  | 648 | 643 |
| II ....   | 13 365   | 18 786  | 12 043   | 10 586  | 2 721                  | 3 105   | 554   | 737   | 7 043  | 9 284  | 734 | 571 |
| III ....  | 15 073   | 23 599  | 12 497   | 13 782  | 3 333                  | 3 373   | 675   | 969   | 9 506  | 10 518 | 875 | 623 |
| IV ....   | 15 567   | 23 428  | 10 465   | 9 820   | 3 314                  | 3 535   | 629   | 936   | 7 413  | 10 270 | 802 | 376 |
| V ....  | 16 489   | 23 679  | 9 739  | 12 329  | 3 052                  | 3 730   | 581   | 974   | 7 667  | 10 547 | 712 | 531 |
| VI ....   | 16 188   |   | 9 383  |   | 1 926                  | 3 747   |       | 919   | 7 852  | 10 243 | 514 | 508 |
| VII ....  | 4 630  |   | 1 086  |   | 3 114                  | 3 456   | 514   | 925   | 7 959  | 11 619 | 69  | 103 |
| VIII ....   | 13 277   |   | 11 734   |   | 3 409                  | 3 876   | 814   | 716   | 11 403 | 13 015 | 610 | 694 |
| IX ....   | 14 587   |   | 10 323   |   | 3 402                  | 3 693   | 766   | 730   | 11 453 | 12 422 | 681 | 805 |
| X ....  | 14 680   |   | 10 427   |   | 3 336                  | 3 528   | 816   | 773   | 10 621 | 12 834 | 653 | 731 |
| XI ....   | 18 817   |   | 10 100   |   | 3 475                  |   | 816   |       | 12 068 |        | 723 |     |
| XII ....  | 18 486   |   | 6 604  |   | 3 634                  |   | 910   |       | 9 277  |        | 544 |     |

4. Teollisuustuotannon volyyymi-indeksi<sup>2)</sup> — Volymindex för industriproduktionen<sup>2)</sup> — Volume index of industrial production<sup>2)</sup>  
1970 = 100 Ryhmien painot ilmoitettu suluissa — Gruppvikterna angivna inom parentes — Group weights in parentheses

| Vuosi ja kuukausi<br>År och månad<br>Year and month | Koko teollisuus<br>Hela industrin<br>Total industry<br>(100) | Toimialaryhmät — Branschgrupper — Groups of industry                  |       |   |       |   |       |   |       |  |      |  |     |   |     |   |     |  |     |     |
|---|--|---|-------|---|-------|---|-------|---|-------|--|------|--|-----|---|-----|---|-----|--|-----|-----|
|   |  | Investointitavarat<br>Investeringsvaror<br>Investment goods<br>(10.7) |       | Muut tuotantohyödykkeet<br>Andra produktionsföremåden<br>Other producers' goods<br>(64.9) |       | Kulutushyödykkeet<br>Konsumtionsföremåden<br>Consumers' goods<br>(24.4) |       | Kaivos ja kaivannaistoiminta<br>Brytning av mineraliska<br>produkter<br>Mining and quarrying<br>(2.9) |       | Elintarvikkeiden valmistus<br>Livsmedels tillverkning<br>Food manufacturing<br>(9.8) |      | Juomien valmistus<br>Dryckesvarutillverkning<br>Beverage industries<br>(1.8) |     | Tupakkatuotteiden valmistus<br>Tobaksvarutillverkning<br>Tobacco manufact.<br>(0.8) |     | Tekstiilien valmistus<br>Textilvarutillverkning<br>Manufact. of textiles<br>(4.1) |     | Vaatteiden valmistus<br>Tillverkning av kläder<br>Manuf. of wearing apparel,<br>except footwear<br>(3.4) |     |     |
|   |  | B 72  | B 73  | B 74  | B 75  | B 76  | B 77  | B 78  | B 79  | B 80   | B 81 |  |     |   |     |   |     |  |     |     |
| 1973 ..   | 122  | 121   | 119   | 123   | 99    | 111   | 114   | 113   | 109   | 116  |      |  |     |   |     |   |     |  |     |     |
| 1974 ..   | 127  | 141   | 135   | 122   | 98    | 112   | 116   | 122   | 119   | 118  |      |  |     |   |     |   |     |  |     |     |
| 1975 ..   | 122  | 178   | 130   | 110   | 97    | 113   | 114   | 124   | 122   | 122  |      |  |     |   |     |   |     |  |     |     |
| *1976 ..  | 125  | 179   | 108   | 143   | 100   | 110   | 104   | 117   | 126   | 117  |      |  |     |   |     |   |     |  |     |     |
|   | *1976  | *1977   | *1976 | *1977   | *1976 | *1977   | *1976 | *1977   | *1976 | *1977  |      |  |     |   |     |   |     |  |     |     |
| I ..  | 127  | 130   | 195   | 178   | 109   | 116   | 143   | 140   | 94    | 116  | 101  | 97   | 89  | 91  | 80  | 77  | 136 | 123  | 128 | 118 |
| II ..   | 125  | 126   | 177   | 171   | 109   | 112   | 141   | 138   | 91    | 102  | 101  | 92   | 85  | 92  | 47  | 70  | 138 | 117  | 125 | 128 |
| III ..  | 139  | 125   | 214   | 160   | 120   | 112   | 156   | 140   | 102   | 107  | 100  | 107  | 103 | 107   | 115 | 105   | 148 | 119  | 148 | 131 |
| IV ..   | 124  | 115   | 191   | 151   | 106   | 102   | 141   | 127   | 100   | 99   | 99   | 104  | 106 | 104   | 82  | 105   | 140 | 116  | 131 | 116 |
| V ..  | 134  | 130   | 191   | 180   | 116   | 114   | 152   | 147   | 117   | 107  | 120  | 114  | 123 | 114   | 114 | 106   | 136 | 129  | 124 | 127 |
| VI ..   | 118  | 118   | 186   | 176   | 97    | 101   | 146   | 137   | 93    | 109  | 123  | 146  | 140 | 146   | 147 | 130   | 127 | 99   | 105 | 102 |
| VII ..  | 68   | 64  | 69    | 62  | 61    | 58  | 82    | 77  | 90    | 90   | 103  | 94   | 111 | 114   | 145 | 127   | 17  | 10   | 26  | 19  |
| VIII ..   | 123  | 125   | 167   | 154   | 107   | 111   | 143   | 144   | 111   | 109  | 113  | 115  | 102 | 114   | 132 | 120   | 136 | 108  | 117 | 136 |
| IX ..   | 136  | 135   | 186   | 179   | 119   | 120   | 156   | 150   | 101   | 104  | 119  | 113  | 92  | 95  | 121 | 146   | 120 | 126  | 127 | 127 |
| X ..  | 135  | 134   | 185   | 176   | 119   | 120   | 151   | 149   | 110   | 104  | 118  | 122  | 87  | 93  | 106 | 111   | 133 | 119  | 124 | 119 |
| XI ..   | 137  |   | 198   |   | 120   |   | 153   |   | 101   |  | 121  |  | 96  |   | 124 |   | 133 |  | 128 |     |
| XII ..  | 133  |   | 188   |   | 116   |   | 149   |   | 89    |  | 106  |  | 107 |   | 189 |   | 124 |  | 123 |     |

Ks. huomautusosasto vuoden ensimmäisessä numerossa — Se notavdelningen i häfte 1 — See note section in the January issue.

1) SITC-nimike käsittää myös muita tuotteita kuin allamainitut — SITC-positionen omfattar även andra produkter än de nedannämnda — This SITC-item also contains other products than those below

2) Volyyymi-indeksiluvut perustuvat vuoden 1975 alusta kerättyihin uusiin indikaattoreihin. Tiedustelussa kerättävien tuotteiden lukumäärä on tuntuvaasti lisätty sekä ns. korvikemuuttujien (tehtyjen työtuntien, sähköenergian) osuutta on pyritty vähentämään, mikäli se on suinkin ollut mahdollista.

3) The volume index figures are based on the new indicators collected from the beginning of 1975. The number of products collected in the survey has been increased considerably; whenever possible, the proportion of so-called surrogate variables (working-hours performed, electric energy) has been cut down —

4. Teollisuustuotannon volyymi-indeksi (jatk.) — Volymindex för industriproduktionen (forts.) — Volume index of industrial production (cont.)

| Vuosi ja kuukausi<br>År och månad<br>Year and month | Toimialaryhmät — Branschgrupper — Groups of industry  |       |  |       |  |       |  |        |   |       |  |       |  |       |  |       |   |       |  |       |
|---|---|-------|--|-------|--|-------|--|--------|---|-------|--|-------|--|-------|--|-------|---|-------|--|-------|
|   | 323   |       | 324  |       | 331  |       | 332  |        | 341   |       | 342  |       | 351  |       | 352  |       | 353   |       | 354  |       |
|   | Nahan, turkkisten ym. valmistus<br>Tillverkning av läder, pälskinn m.m.<br>Manufacture of leather, fur etc. |       | Kenkien valmistus<br>Skottillverkning<br>Manufacture of footwear |       | Puutavaran valmistus<br>Trävarutillverkning<br>Manufact. of wood and wood products |       | Ei-metallisten kalusteiden valmistus<br>Tillverk. av möbelfaror utom av metall<br>Manufacture of furniture and fixtures, except primary of metal |        | Massan, paperin ja papertuot. valmistus<br>Tillverk. av pappers-<br>varutillverkning<br>Manufact. of paper and paper products |       | Graafinen tuotanto<br>Grafisk produktion<br>Printing, publishing and allied industries |       | Kemikaalien valmistus<br>Tillverkning av kemikalier<br>Manufacture of industrial chemicals |       | Muiden kemiallisten tuotteiden valmistus<br>Tillverk. av andra kemiska produkter<br>Manufacture of other chemical products |       | Maaöljyn jalostus<br>Petroleumraffinering<br>Petroleum refining |       | Maaöljyn ja kivihillituotteiden valmistus<br>Tillverk. av petroleum-<br>oah kolroduktter<br>Miscellaneous products of petroleum and coal |       |
| (0.4)   |   | (0.8) |  | (6.8) |  | (1.2) |  | (15.2) |   | (5.5) |  | (8.1) |  | (2.1) |  | (1.7) |   | (0.3) |  |       |
|   | B 82  | B 83  | B 84   | B 85  | B 86   | B 87  | B 88   | B 89   | B 90  | B 91  |  |       |  |       |  |       |   |       |  |       |
| 1973 ..   | 92  | 95    | 118  | 154   | 120  | 115   | 171  | 128    | 119   | 108   |  |       |  |       |  |       |   |       |  |       |
| 1974 ..   | 98  | 102   | 107  | 170   | 124  | 125   | 176  | 122    | 122   | 106   |  |       |  |       |  |       |   |       |  |       |
| 1975 ..   | 103   | 114   | 76   | 159   | 95   | 132   | 165  | 111    | 109   | 108   |  |       |  |       |  |       |   |       |  |       |
| *1976 ..  | 115   | 121   | 82   | 153   | 99   | 137   | 170  | 114    | 138   | 105   |  |       |  |       |  |       |   |       |  |       |
|   | *1976   | *1977 | *1976  | *1977 | *1976  | *1977 | *1976  | *1977  | *1976   | *1977 | *1976  | *1977 | *1976  | *1977 | *1976  | *1977 | *1976   | *1977 | *1976  | *1977 |
| I ..  | 119   | 108   | 126  | 116   | 61   | 86    | 171  | 147    | 94  | 96    | 141  | 135   | 197  | 224   | 111  | 119   | 145   | 133   | 172  | 131   |
| II ..   | 113   | 107   | 128  | 150   | 71   | 88    | 148  | 135    | 106   | 100   | 135  | 132   | 199  | 201   | 112  | 109   | 127   | 130   | 81   | 74    |
| III ..  | 137   | 89    | 166  | 13    | 90   | 101   | 174  | 159    | 113   | 94    | 155  | 151   | 170  | 168   | 135  | 117   | 150   | 149   | 95   | 112   |
| IV ..   | 143   | 29    | 131  | 11    | 92   | 92    | 145  | 119    | 81  | 90    | 144  | 143   | 178  | 155   | 128  | 109   | 121   | 123   | 86   | 79    |
| V ..  | 125   | 117   | 118  | 128   | 100  | 114   | 135  | 136    | 113   | 102   | 142  | 152   | 173  | 140   | 125  | 122   | 123   | 88    | 100  | 90    |
| VI ..   | 104   | 116   | 135  | 121   | 90   | 95    | 163  | 138    | 71  | 79    | 121  | 124   | 86   | 98    | 122  | 118   | 142   | 167   | 126  | 109   |
| VII ..  | 21  | 12    | 9  | 43    | 33   | 41    | 32   | 16     | 69  | 58    | 86   | 82    | 118  | 104   | 44   | 33    | 137   | 173   | 131  | 123   |
| VIII ..   | 119   | 148   | 131  | 103   | 75   | 88    | 169  | 173    | 109   | 108   | 134  | 132   | 150  | 154   | 114  | 113   | 118   | 129   | 116  | 121   |
| IX ..   | 130   | 145   | 132  | 123   | 88   | 97    | 183  | 155    | 114   | 115   | 145  | 147   | 190  | 168   | 136  | 117   | 147   | 167   | 110  | 130   |
| X ..  | 123   | 120   | 129  | 118   | 88   | 91    | 152  | 152    | 119   | 110   | 150  | 156   | 155  | 161   | 119  | 111   | 151   | 173   | 79   | 99    |
| XI ..   | 123   | 128   | 104  | 152   | 107  | 107   | 152  | 152    | 107   | 107   | 150  | 150   | 202  | 119   | 119  | 111   | 121   | 173   | 54   | 99    |
| XII ..  | 125   | 118   | 90   | 218   | 96   | 96    | 218  | 218    | 96  | 96    | 138  | 138   | 227  | 104   | 104  | 104   | 168   | 118   | 118  | 118   |

| Vuosi ja kuukausi<br>År och månad<br>Year and month | Toimialaryhmät (jatk.) — Branschgrupper (forts.) — Groups of industry (cont.)                     |       |  |       |   |       |   |       |   |       |  |       |  |       |  |       |  |       |  |  |
|---|---|-------|--|-------|---|-------|---|-------|---|-------|--|-------|--|-------|--|-------|--|-------|--|--|
|   | 355   |       | 356  |       | 361   |       | 362   |       | 369   |       | 370  |       | 372  |       | 381  |       | 382  |       |  |  |
|   | Kumituotteiden valmistus<br>Gummi- ja kumivaru-<br>tillverkning<br>Manufacture of rubber products |       | Muovituotteiden valmistus<br>Plastvarutillverkning<br>Manufacture of plastic products n.e.c. |       | Posliiniosien yms. tuotteiden valmistus<br>Porslins- och lerodstillerkn.<br>Manufacture of pottery, china and earthenware |       | Lasin ja lasituotteiden valmistus<br>Glas- och glasvarutillverkning<br>Manufacture of glass and glassproducts |       | Muu saavi- ja kivituotteiden valmistus<br>Annan ler- och stenprodukt-<br>tillverkning<br>Manufacture of other non-metallic mineral products |       | Raudan teräksen ja ferroseosten valmistus<br>Järn-, stål- och ferrolegeringsframställning<br>Iron and steel basic industries |       | Muiden metallien valmistus<br>Framställning av icke-järnmetaller<br>Non-ferrous metal basic industries |       | Metallituotteiden valmistus<br>Metallvarutillverkning<br>Manufacture of fabricated metal products except machinery and equipment |       | Koneiden valmistus<br>Maskintillverkning<br>Manufacture of machinery except electrical |       |  |  |
| (0.4)   |   | (1.3) |  | (0.4) |   | (0.4) |   | (2.6) |   | (2.9) |  | (1.2) |  | (3.9) |  | (8.9) |  |       |  |  |
|   | B 92  | B 93  | B 94   | B 95  | B 96  | B 97  | B 98  | B 99  | B 100   |       |  |       |  |       |  |       |  |       |  |  |
| 1973 ..   | 102   | 95    | 97   | 126   | 132   | 134   | 118   | 127   | 123   |       |  |       |  |       |  |       |  |       |  |  |
| 1974 ..   | 104   | 89    | 84   | 142   | 142   | 138   | 124   | 134   | 141   |       |  |       |  |       |  |       |  |       |  |  |
| 1975 ..   | 97  | 71    | 74   | 147   | 132   | 139   | 100   | 131   | 149   |       |  |       |  |       |  |       |  |       |  |  |
| *1976 ..  | 87  | 65    | 63   | 145   | 121   | 148   | 105   | 129   | 143   |       |  |       |  |       |  |       |  |       |  |  |
|   | *1976   | *1977 | *1976  | *1977 | *1976   | *1977 | *1976   | *1977 | *1976   | *1977 | *1976  | *1977 | *1976  | *1977 | *1976  | *1977 | *1976  | *1977 |  |  |
| I ..  | 92  | 89    | 55   | 65    | 73  | 66    | 110   | 176   | 109   | 127   | 143  | 172   | 107  | 123   | 126  | 137   | 159  | 137   |  |  |
| II ..   | 75  | 87    | 66   | 68    | 73  | 62    | 156   | 165   | 108   | 115   | 144  | 176   | 89   | 110   | 118  | 143   | 145  | 132   |  |  |
| III ..  | 107   | 103   | 74   | 72    | 84  | 67    | 179   | 135   | 122   | 118   | 167  | 183   | 128  | 114   | 143  | 137   | 174  | 131   |  |  |
| IV ..   | 100   | 85    | 67   | 63    | 73  | 60    | 143   | 99    | 102   | 102   | 149  | 183   | 120  | 103   | 121  | 145   | 157  | 125   |  |  |
| V ..  | 110   | 109   | 72   | 75    | 66  | 69    | 159   | 143   | 128   | 133   | 160  | 196   | 104  | 118   | 135  | 151   | 151  | 137   |  |  |
| VI ..   | 101   | 87    | 81   | 70    | 61  | 52    | 103   | 125   | 134   | 133   | 150  | 177   | 68   | 116   | 137  | 144   | 149  | 140   |  |  |
| VII ..  | 13  | 3     | 5  | 17    | 10  | 7     | 91  | 59    | 67  | 70    | 67   | 82    | 47   | 55    | 41   | 34    | 54   | 45    |  |  |
| VIII ..   | 93  | 112   | 73   | 77    | 49  | 47    | 112   | 124   | 130   | 132   | 124  | 183   | 119  | 124   | 132  | 139   | 124  | 108   |  |  |
| IX ..   | 98  | 114   | 71   | 79    | 66  | 68    | 191   | 177   | 145   | 132   | 165  | 198   | 125  | 127   | 152  | 147   | 148  | 134   |  |  |
| X ..  | 78  | 120   | 76   | 69    | 73  | 67    | 170   | 154   | 143   | 132   | 175  | 202   | 114  | 126   | 149  | 143   | 145  | 134   |  |  |
| XI ..   | 88  | 70    | 62   | 169   | 142   | 142   | 169   | 169   | 142   | 170   | 170  | 170   | 112  | 112   | 155  | 157   | 157  | 157   |  |  |
| XII ..  | 88  | 64    | 70   | 160   | 126   | 126   | 160   | 160   | 126   | 162   | 162  | 162   | 126  | 126   | 140  | 154   | 154  | 154   |  |  |

Ks. huomautusasto vuoden ensimmäisessä numerossa — Se notavdelningen i häfte 1 — See note section in the January issue.

) Volymindexen grundar sig på de nya indikatorerna som samlats från början av år 1975. Antalet produkter om vilka uppgifter samlas vid undersökningen har utökats betydligt och de s.k. surrogatvariablernas (utförda arbetstimmar, elenergi) andel har försökts minska närhelst det varit möjligt.

## 4. Teollisuustuotannon volyyymi-indeksi (jatk.)—Volymindex för industriproduktionen (forts.)—Volume index of industrial production (cont.)

| Vuosi ja kuukausi<br>År och månad<br>Year and month | Toimintaryhmät (jatk.) — Branschgrupper (forts.) — Groups of industry (cont.)  |       |   |       |  |       |  |       |   |       | Tehdasteollisuuden erikoisindeksejä<br>Specialindexar för fabriksindustri<br>Special indices of manufacturing     |       |   |       |  |       |  |       |
|---|--|-------|---|-------|--|-------|--|-------|---|-------|---|-------|---|-------|--|-------|--|-------|
|   | 383  |       | 384   |       | 385  |       | 390  |       | 4   |       | 331, 341  |       | 37—38   |       | 3  |       |  |       |
|   | Sähkötekni-<br>ksten tuotteiden<br>valmistus<br>Tillverkn. av elprodukter<br>Manufact. of electrical machinery<br>apparatus, appliances and<br>supplies<br>(3.7) | B 101 | Kuluneuvojen valmistus<br>Transportmedeltillverkning<br>Manufact. of transport equipment<br>(4.9) | B 102 | Instrumenttien yms. tuott.<br>valmistus<br>Tillverkning av instrument od.<br>finmekaniska produkter<br>Manufacture of professional and<br>scientific, and measuring and<br>controlling equipment n.e.c. and<br>photographic and optical goods<br>(0.4) | B 103 | Muu valmistus<br>Annat tillverkning<br>Other manufacturing industries<br>(0.7) | B 104 | Sähkö-, kaasus- ja vesihuolto<br>El-, gas- och vattenförsörjn.<br>Electricity, gas and water<br>(8.9) | B 105 | Puu- ja paperteollisuus<br>Trä- och pappersindustri<br>Manufacture of wood, paper<br>and other products<br>(22.0) | B 106 | Metalliteollisuus<br>Metallindustri<br>Manufacture of metal and<br>metal products<br>(25.9) | B 107 | Muu tehdasteollisuus<br>Annat fabriksindustri<br>Other manufacturing<br>industries<br>(40.9) | B 108 | Tehdasteollisuus<br>Fabriksindustri<br>Manufacturing<br>(88.8) | B 109 |
| 1973 ..   | 146  | 119   | 130   | 106   | 132  | 119   | 127  | 119   | 121   | 119   | 127   | 119   | 121   | 121   | 121  | 121   | 121  |       |
| 1974 ..   | 166  | 134   | 156   | 102   | 137  | 119   | 141  | 119   | 127   | 119   | 141   | 123   | 127   | 127   | 127  | 127   | 127  |       |
| 1975 ..   | 177  | 163   | 164   | 97    | 138  | 89    | 150  | 89    | 122   | 89    | 150   | 122   | 122   | 122   | 122  | 122   | 122  |       |
| *1976 ..  | 173  | 172   | 162   | 93    | 152  | 94    | 150  | 94    | 122   | 94    | 150   | 122   | 122   | 122   | 122  | 122   | 122  |       |
|   | *1976  | *1977 | *1976   | *1977 | *1976  | *1977 | *1976  | *1977 | *1976   | *1977 | *1976   | *1977 | *1976   | *1977 | *1976  | *1977 | *1976  | *1977 |
| I ..  | 179  | 171   | 185   | 177   | 177  | 161   | 82   | 103   | 174   | 194   | 84  | 93    | 158   | 153   | 123  | 122   | 123  | 124   |
| II ..   | 169  | 162   | 172   | 171   | 154  | 146   | 104  | 89    | 163   | 184   | 96  | 96    | 147   | 149   | 120  | 117   | 122  | 121   |
| III ..  | 197  | 165   | 203   | 152   | 204  | 147   | 100  | 100   | 170   | 165   | 106   | 96    | 176   | 146   | 131  | 121   | 138  | 122   |
| IV ..   | 178  | 135   | 188   | 132   | 171  | 112   | 87   | 84    | 138   | 140   | 85  | 91    | 158   | 136   | 122  | 110   | 123  | 113   |
| V ..  | 180  | 167   | 194   | 177   | 193  | 136   | 98   | 96    | 148   | 149   | 109   | 105   | 161   | 158   | 128  | 123   | 133  | 129   |
| VI ..   | 182  | 170   | 179   | 172   | 168  | 133   | 110  | 111   | 111   | 129   | 77  | 84    | 154   | 154   | 120  | 113   | 119  | 118   |
| VII ..  | 64   | 42    | 60  | 61    | 70   | 59    | 17   | 18    | 103   | 108   | 58  | 53    | 56  | 51    | 72   | 68    | 64   | 59    |
| VIII ..   | 173  | 162   | 163   | 157   | 158  | 111   | 79   | 120   | 144   | 153   | 99  | 102   | 140   | 139   | 122  | 123   | 121  | 122   |
| IX ..   | 195  | 181   | 177   | 181   | 164  | 151   | 115  | 97    | 155   | 172   | 106   | 110   | 162   | 159   | 134  | 128   | 135  | 132   |
| X ..  | 180  | 176   | 176   | 171   | 147  | 164   | 110  | 108   | 176   | 181   | 109   | 105   | 159   | 156   | 128  | 128   | 132  | 131   |
| XI ..   | 189  | 189   | 166   | 166   | 166  | 119   | 119  | 119   | 170   | 170   | 106   | 106   | 167   | 132   | 132  | 136   | 136  | 136   |
| XII ..  | 188  | 179   | 172   | 172   | 172  | 100   | 100  | 100   | 175   | 175   | 94  | 94    | 161   | 130   | 130  | 130   | 130  | 130   |

## 5. Asuntojen tuotanto — Bostadsproduktionen — Production of dwellings

| Vuosi ja neljännes<br>År och kvartal<br>Year and quarter | Myönnetyt rakennusluvut<br>Beviljade byggnadstillstånd<br>Granted building permits |  | Keskeneräiset asunnot<br>Igångvarande bostadslägenheter<br>Incomplete dwellings |  | Valmistuneet asunnot<br>Färdigställda bostadslägenheter<br>Completed dwellings |  |
|--|--|--|---|--|--|--|
|  | Asuinhuoneistoja<br>bostadslägenheter<br>Dwellings                                 | Kokonais-<br>huoneistoala m <sup>2</sup><br>Total lägenhets-<br>yta m <sup>2</sup><br>Total useful floor<br>space m <sup>2</sup> | Asuinhuoneistoja<br>Bostadslägenheter<br>Dwellings                              | Kokonais-<br>huoneistoala m <sup>2</sup><br>Total lägenhets-<br>yta m <sup>2</sup><br>Total useful floor<br>space m <sup>2</sup> | Asuinhuoneistoja<br>Bostadslägenheter<br>Dwellings                             | Kokonais-<br>huoneistoala m <sup>2</sup><br>Total lägenhets-<br>yta m <sup>2</sup><br>Total useful floor<br>space m <sup>2</sup> |
|  | B 110  | B 111  | B 112   | B 113  | B 114  | B 115  |
| 1970 .....   | 55 109   | 4 009 534  | 45 569  | 3 293 597  | 49 747   | 3 645 062  |
| 1971 .....   | 62 818   | 4 454 790  | 53 535  | 3 815 907  | 50 395   | 3 584 072  |
| 1972 .....   | 68 278   | 4 792 330  | 57 548  | 4 115 200  | 59 937   | 4 165 244  |
| 1973 .....   | 80 952   | 5 834 005  | 67 838  | 4 919 933  | 62 358   | 4 418 865  |
| 1974 .....   | 74 245   | 5 412 117  | 64 032  | 4 850 396  | 73 033   | 5 148 657  |
| 1975 .....   | 63 937   | 4 793 848  | 56 644  | 4 484 000  | 69 408   | 5 011 000  |
| 1976 .....   | 61 509   | 4 859 000  | 55 324  | 4 532 000  | 57 498   | 4 315 000  |
| 1973 I .....   | 12 690   | 912 117  | 53 856  | 3 774 065  | 12 727   | 907 875  |
| II .....   | 22 140   | 1 835 905  | 62 490  | 4 723 800  | 12 345   | 821 051  |
| III .....  | 28 079   | 1 883 816  | 69 139  | 5 297 500  | 16 544   | 1 102 892  |
| IV .....   | 18 043   | 1 202 167  | 67 838  | 4 919 933  | 20 742   | 1 587 047  |
| *1974 I .....  | 11 499   | 856 032  | 64 269  | 4 580 489  | 13 831   | 984 358  |
| II .....   | 23 359   | 1 919 198  | 66 857  | 5 172 062  | 18 884   | 1 246 653  |
| III .....  | 22 124   | 1 507 691  | 69 748  | 5 494 000  | 17 071   | 1 163 405  |
| IV .....   | 17 263   | 1 129 196  | 64 032  | 4 850 396  | 23 247   | 1 754 241  |
| *1975 I .....  | 10 901   | 798 100  | 57 185  | 4 271 000  | 15 668   | 1 119 000  |
| II .....   | 21 361   | 1 831 000  | 57 310  | 4 547 000  | 19 011   | 1 257 000  |
| III .....  | 16 654   | 1 196 000  | 59 244  | 4 963 000  | 16 403   | 1 134 000  |
| IV .....   | 15 021   | 968 000  | 55 179  | 4 374 000  | 18 326   | 1 501 000  |
| *1976 I .....  | 9 548  | 737 000  | 50 761  | 3 929 000  | 12 079   | 886 000  |
| II .....   | 19 742   | 1 815 000  | 54 653  | 4 600 000  | 14 100   | 958 000  |
| III .....  | 17 918   | 1 321 000  | 59 108  | 5 128 000  | 12 834   | 934 000  |
| IV .....   | 14 301   | 986 000  | 55 324  | 4 532 000  | 18 485   | 1 537 000  |
| 1977 I .....   | 8 930  | 690 000  | 50 945  | 4 067 000  | 11 190   | 885 000  |
| II .....   | 18 093   | 1 715 000  | 54 393  | 4 755 000  | 14 494   | 1 011 000  |
| III .....  | 14 877   | 1 146 000  | 57 567  | 5 190 000  | 12 542   | 923 000  |

Ks. huomautusosasto vuoden ensimmäisessä numerossa — Se notavdelningen i häfte 1 — See note section in the January issue.

6. Talonrakennustoiminta — Husbyggnadsverksamhet — House construction

| Vuosi ja neljännes<br>År och kvartal<br>Year and quarter  | Kaikki rakennukset — Alla byggnader — All buildings                |   |   |   |   |   | Kivirakennukset — Stenbyggnader — Buildings of stone |   |   |   |   |   |
|---|--|---|---|---|---|---|--|---|---|---|---|---|
|   | Yhteensä<br>Summa<br>Total   | Asuin-<br>raken-<br>nukset<br>Bostads-<br>byggnader<br>Residential<br>buildings | Maa-<br>talous-<br>raken-<br>nukset<br>Ekonomi-<br>byggnader<br>Farm<br>buildings | Teolli-<br>suus-<br>raken-<br>nukset<br>Industri-<br>byggnader<br>Industrial<br>buildings | Liike-<br>raken-<br>nukset<br>Affärs-<br>byggnader<br>Business<br>buildings | Julkiset<br>raken-<br>nukset<br>Offent-<br>liga<br>byggnader<br>Public<br>buildings | Yhteensä<br>Summa<br>Total                           | Asuin-<br>raken-<br>nukset<br>Bostads-<br>byggnader<br>Residential<br>buildings | Maa-<br>talous-<br>raken-<br>nukset<br>Ekonomi-<br>byggnader<br>Farm<br>buildings | Teolli-<br>suus-<br>raken-<br>nukset<br>Industri-<br>byggnader<br>Industrial<br>buildings | Liike-<br>raken-<br>nukset<br>Affärs-<br>byggnader<br>Business<br>buildings | Julkiset<br>raken-<br>nukset<br>Offent-<br>liga<br>byggnader<br>Public<br>buildings |
|   | Tilavuus — Kubikinhåll — Cubic capacity — 1 000 000 m <sup>3</sup> |   |   |   |   |   |  |   |   |   |   |   |
|   | B 116  | B 117   | B 118   | B 119   | B 120   | B 121   | B 122  | B 123   | B 124   | B 125   | B 126   | B 127   |
| <b>Myönnetyt talonrakennusluvut — Beviljade byggnadstillstånd — Granted building permits</b>      |  |   |   |   |   |   |  |   |   |   |   |   |
| Koko maa — Hela riket — Whole country   |  |   |   |   |   |   |  |   |   |   |   |   |
| 1972 ....   | 47.73  | 20.56   | 3.08  | 11.71   | 5.33  | 4.29  | 32.68  | 13.72   | 0.94  | 9.78  | 4.09  | 3.53  |
| 1973 ....   | 54.96  | 24.68   | 3.82  | 14.65   | 6.31  | 2.81  | 36.54  | 15.27   | 1.08  | 12.33   | 5.17  | 2.33  |
| 1974 ....   | 53.23  | 22.35   | 3.26  | 16.39   | 4.91  | 3.52  | 36.27  | 13.47   | 0.98  | 14.31   | 3.79  | 3.08  |
| 1975 ....   | 51.42  | 19.65   | 3.79  | 14.96   | 6.66  | 3.39  | 33.04  | 10.34   | 1.01  | 12.87   | 5.34  | 2.92  |
| *1976 ....  | 46.89  | 19.95   | 3.93  | 10.46   | 5.35  | 3.84  | 27.03  | 9.30  | 1.25  | 8.49  | 4.12  | 3.11  |
| 1975 I  | 12.59  | 3.31  | 0.75  | 5.20  | 2.03  | 0.75  | 9.49   | 1.90  | 0.16  | 4.88  | 1.77  | 0.63  |
| II  | 15.90  | 7.46  | 1.67  | 3.17  | 1.99  | 0.51  | 7.93   | 2.89  | 0.44  | 2.47  | 1.49  | 0.42  |
| III   | 12.21  | 4.84  | 0.79  | 3.26  | 1.46  | 1.13  | 8.05   | 2.81  | 0.24  | 2.65  | 1.20  | 1.02  |
| IV  | 10.71  | 4.04  | 0.59  | 3.34  | 1.18  | 1.00  | 7.58   | 2.74  | 0.16  | 2.87  | 0.88  | 0.86  |
| *1976 I   | 8.52   | 3.04  | 0.73  | 2.29  | 1.00  | 0.86  | 5.54   | 1.55  | 0.22  | 2.01  | 0.83  | 0.73  |
| II  | 14.00  | 7.39  | 1.80  | 1.79  | 1.17  | 0.55  | 5.74   | 2.35  | 0.51  | 1.41  | 0.78  | 0.37  |
| III   | 12.42  | 5.43  | 0.71  | 2.95  | 1.49  | 0.97  | 7.70   | 2.99  | 0.23  | 2.32  | 1.17  | 0.85  |
| IV  | 11.96  | 4.09  | 0.69  | 3.43  | 1.69  | 1.45  | 8.05   | 2.41  | 0.29  | 2.75  | 1.34  | 1.16  |
| *1977 I   | 6.73   | 2.92  | 0.66  | 1.02  | 0.89  | 0.83  | 4.08   | 1.52  | 0.23  | 0.74  | 0.77  | 0.76  |
| II  | 13.22  | 7.00  | 1.71  | 1.85  | 0.84  | 0.80  | 5.11   | 1.96  | 0.41  | 1.40  | 0.55  | 0.63  |
| III   | 11.20  | 4.67  | 1.06  | 2.43  | 1.27  | 0.91  | 6.27   | 2.37  | 0.28  | 1.83  | 0.92  | 0.72  |
| <b>Keskeneräiset talonrakennustyöt — Igångvarande husbyggen — Buildings in construction stage</b> |  |   |   |   |   |   |  |   |   |   |   |   |
| Koko maa — Hela riket — Whole country   |  |   |   |   |   |   |  |   |   |   |   |   |
| 1972 ....   | 40.57  | 18.10   | 2.64  | 9.94  | 3.74  | 4.12  | 28.23  | 11.87   | 0.92  | 8.43  | 3.05  | 3.68  |
| 1973 ....   | 51.42  | 21.29   | 3.19  | 14.41   | 5.45  | 4.81  | 36.36  | 13.39   | 0.99  | 12.60   | 4.72  | 4.32  |
| 1974 ....   | 52.84  | 20.66   | 3.36  | 16.15   | 4.97  | 5.19  | 36.33  | 11.95   | 1.04  | 14.08   | 4.21  | 4.71  |
| 1975 ....   | 52.45  | 18.51   | 3.76  | 16.65   | 5.80  | 4.82  | 35.34  | 9.39  | 1.07  | 14.75   | 5.12  | 4.47  |
| *1976 ....  | 51.85  | 19.08   | 4.00  | 14.93   | 5.05  | 5.05  | 32.75  | 8.76  | 1.18  | 13.07   | 4.19  | 4.50  |
| 1975 I  | 50.24  | 18.16   | 3.04  | 16.76   | 4.85  | 4.90  | 35.50  | 10.64   | 0.88  | 14.91   | 4.12  | 4.45  |
| II  | 54.44  | 20.07   | 4.12  | 17.07   | 5.36  | 4.89  | 35.34  | 9.59  | 1.15  | 15.23   | 4.39  | 4.51  |
| III   | 56.38  | 20.89   | 4.32  | 17.56   | 6.14  | 4.33  | 36.15  | 9.52  | 1.19  | 15.52   | 5.28  | 4.00  |
| IV  | 53.73  | 18.96   | 3.83  | 16.92   | 5.98  | 4.95  | 36.09  | 9.59  | 1.09  | 14.97   | 5.27  | 4.58  |
| *1976 I   | 48.82  | 16.64   | 3.35  | 15.46   | 5.68  | 4.56  | 33.52  | 8.77  | 0.90  | 13.77   | 5.02  | 4.20  |
| II  | 51.73  | 19.43   | 4.55  | 14.19   | 5.42  | 4.49  | 31.80  | 8.46  | 1.24  | 12.53   | 4.60  | 4.02  |
| III   | 55.22  | 21.56   | 4.82  | 14.69   | 5.44  | 4.56  | 33.00  | 8.82  | 1.36  | 13.01   | 4.48  | 4.08  |
| IV  | 51.85  | 19.08   | 4.00  | 14.93   | 5.05  | 5.05  | 32.75  | 8.76  | 1.18  | 13.07   | 4.19  | 4.50  |
| *1977 I   | 47.95  | 17.24   | 3.66  | 12.80   | 5.02  | 5.63  | 31.10  | 8.42  | 1.06  | 11.17   | 4.31  | 5.10  |
| II  | 51.52  | 20.09   | 4.65  | 12.78   | 4.90  | 5.17  | 30.09  | 7.99  | 1.30  | 10.93   | 4.14  | 4.68  |
| III   | 54.31  | 21.87   | 5.25  | 12.77   | 4.97  | 5.06  | 30.07  | 8.18  | 1.52  | 10.65   | 4.05  | 4.47  |
| <b>Valmistuneet rakennukset — Färdigställda byggnader — Completed buildings</b>                   |  |   |   |   |   |   |  |   |   |   |   |   |
| Koko maa — Hela riket — Whole country   |  |   |   |   |   |   |  |   |   |   |   |   |
| 1972 ....   | 39.97  | 18.08   | 2.85  | 10.77   | 3.69  | 2.72  | 28.09  | 12.66   | 0.92  | 9.03  | 2.90  | 2.34  |
| 1973 ....   | 40.19  | 18.80   | 2.91  | 9.52  | 4.25  | 2.65  | 26.44  | 12.13   | 0.93  | 7.65  | 3.20  | 2.18  |
| 1974 ....   | 46.47  | 21.52   | 2.75  | 12.85   | 4.46  | 2.93  | 32.30  | 14.03   | 0.81  | 11.13   | 3.55  | 2.44  |
| 1975 ....   | 47.85  | 20.59   | 2.80  | 13.53   | 5.15  | 3.64  | 32.15  | 12.38   | 0.79  | 11.48   | 3.99  | 3.14  |
| *1976 ....  | 41.25  | 17.74   | 3.16  | 10.32   | 5.08  | 2.59  | 25.90  | 9.42  | 0.86  | 8.71  | 4.15  | 2.20  |
| 1975 I  | 11.45  | 4.64  | 0.46  | 3.34  | 1.60  | 1.10  | 8.54   | 3.02  | 0.19  | 2.86  | 1.42  | 0.96  |
| II  | 10.49  | 5.18  | 0.36  | 2.74  | 1.01  | 0.75  | 7.61   | 3.74  | 0.10  | 2.25  | 0.79  | 0.63  |
| III   | 11.79  | 4.70  | 0.92  | 3.17  | 0.98  | 1.31  | 7.63   | 2.96  | 0.25  | 2.65  | 0.59  | 1.14  |
| IV  | 14.15  | 6.09  | 1.06  | 4.29  | 1.30  | 0.78  | 8.39   | 2.67  | 0.26  | 3.71  | 0.96  | 0.68  |
| *1976 I   | 8.40   | 3.70  | 0.53  | 2.31  | 1.22  | 0.34  | 5.76   | 2.16  | 0.18  | 1.98  | 1.06  | 0.27  |
| II  | 10.09  | 3.87  | 0.39  | 3.35  | 1.28  | 0.73  | 7.42   | 2.51  | 0.11  | 2.97  | 1.11  | 0.64  |
| III   | 9.61   | 3.87  | 1.05  | 2.33  | 0.89  | 0.71  | 5.65   | 2.11  | 0.27  | 1.86  | 0.71  | 0.63  |
| IV  | 13.15  | 6.29  | 1.19  | 2.33  | 1.69  | 0.81  | 7.07   | 2.64  | 0.30  | 1.90  | 1.27  | 0.66  |
| *1977 I   | 9.43   | 3.59  | 0.47  | 3.25  | 1.26  | 0.57  | 6.37   | 1.81  | 0.14  | 2.88  | 1.03  | 0.43  |
| II  | 8.76   | 4.16  | 0.38  | 1.79  | 0.97  | 0.99  | 5.90   | 2.51  | 0.15  | 1.51  | 0.78  | 0.88  |
| III   | 10.23  | 3.78  | 0.92  | 2.89  | 0.98  | 0.93  | 6.31   | 1.89  | 0.25  | 2.53  | 0.77  | 0.77  |

Ks. huomautusosasto vuoden ensimmäisessä numerossa — Se notavdelningen i häfte 1 — See note section in the January issue.

## 6. Talonrakennustoiminta (jatk.) — Husbyggnadsverksamhet (forts.) — House construction (cont.)

| Vuosi ja neljännes<br>År och kvartal<br>Year and quarter  | Kaikki rakennukset — Alla byggnader — All buildings    |  |  |  |  |  | Kivirakennukset — Stenbyggnader — Buildings of stone |  |  |  |  |  |
|---|--|--|--|--|--|--|--|--|--|--|--|--|
|   | Yhteensä<br>Summa<br>Total                             | Asuin-<br>raken-<br>nukset<br>Bostads-<br>bygg-<br>nader<br>Residential<br>buildings | Maa-<br>talous-<br>raken-<br>nukset<br>Ekonomi-<br>bygg-<br>nader<br>Farm<br>buildings | Teolli-<br>suus-<br>raken-<br>nukset<br>Industri-<br>bygg-<br>nader<br>Industrial<br>buildings | Liike-<br>raken-<br>nukset<br>Affärs-<br>bygg-<br>nader<br>Business<br>buildings | Julkiset<br>raken-<br>nukset<br>Offent-<br>liga<br>bygg-<br>nader<br>Public<br>buildings | Yhteensä<br>Summa<br>Total                           | Asuin-<br>raken-<br>nukset<br>Bostads-<br>bygg-<br>nader<br>Residential<br>buildings | Maa-<br>talous-<br>raken-<br>nukset<br>Ekonomi-<br>bygg-<br>nader<br>Farm<br>buildings | Teolli-<br>suus-<br>raken-<br>nukset<br>Industri-<br>bygg-<br>nader<br>Industrial<br>buildings | Liike-<br>raken-<br>nukset<br>Affärs-<br>bygg-<br>nader<br>Business<br>buildings | Julkiset<br>raken-<br>nukset<br>Offent-<br>liga<br>bygg-<br>nader<br>Public<br>buildings |
|   | Tilavuus — Kubikinhääll — Cubic capacity — 1 000 000 m |  |  |  |  |  |  |  |  |  |  |  |
|   | B 128  | B 129  | B 130  | B 131  | B 132  | B 133  | B 134  | B 135  | B 136  | B 137  | B 138  | B 139  |
| <b>Myönnettyt talonrakennusluvut — Beviljade byggnadstillstånd — Granted building permits</b>     |  |  |  |  |  |  |  |  |  |  |  |  |
| <b>Kaupungit — Städer — Urban communes</b>  |  |  |  |  |  |  |  |  |  |  |  |  |
| 1972 ....   | 29.98  | 13.15  | 0.25   | 8.39   | 4.30   | 3.06   | 24.56  | 10.61  | 0.07   | 7.11   | 3.59   | 2.69   |
| 1973 ....   | 34.00  | 15.00  | 0.47   | 10.32  | 5.29   | 1.97   | 27.67  | 11.69  | 0.17   | 9.17   | 4.67   | 1.71   |
| 1974 ....   | 31.90  | 13.33  | 0.42   | 10.77  | 3.95   | 2.56   | 26.06  | 10.05  | 0.17   | 9.70   | 3.30   | 2.38   |
| 1975 ....   | 31.77  | 11.40  | 1.52   | 11.07  | 5.43   | 2.45   | 25.48  | 7.88   | 0.19   | 10.12  | 4.65   | 2.22   |
| *1976 ....  | 26.57  | 11.21  | 0.53   | 6.91   | 4.27   | 2.56   | 19.78  | 7.24   | 0.14   | 6.05   | 3.59   | 2.19   |
| 1975 I  | 8.55   | 1.99   | 0.07   | 3.91   | 1.80   | 0.57   | 7.51   | 1.48   | 0.02   | 3.78   | 1.62   | 0.50   |
| II  | 8.53   | 3.83   | 0.26   | 2.15   | 1.60   | 0.32   | 5.76   | 2.01   | 0.11   | 1.84   | 1.35   | 0.27   |
| III   | 7.66   | 2.92   | 0.11   | 2.47   | 1.05   | 0.95   | 6.18   | 2.16   | 0.03   | 2.14   | 0.94   | 0.89   |
| IV  | 7.03   | 2.66   | 0.08   | 2.55   | 0.98   | 0.62   | 6.02   | 2.23   | 0.03   | 2.37   | 0.79   | 0.56   |
| *1976 I   | 5.36   | 1.80   | 0.10   | 1.74   | 0.58   | 0.61   | 4.36   | 1.25   | 0.02   | 1.62   | 0.77   | 0.55   |
| II  | 6.50   | 3.58   | 0.22   | 1.03   | 0.87   | 0.35   | 3.73   | 1.69   | 0.05   | 0.84   | 0.66   | 0.24   |
| III   | 7.20   | 3.32   | 0.09   | 1.80   | 1.19   | 0.58   | 5.62   | 2.39   | 0.04   | 1.56   | 1.01   | 0.54   |
| IV  | 7.51   | 2.51   | 0.12   | 2.34   | 1.33   | 1.02   | 6.07   | 1.91   | 0.03   | 2.03   | 1.15   | 0.86   |
| *1977 I   | 3.89   | 1.71   | 0.11   | 0.59   | 0.75   | 0.63   | 3.15   | 1.25   | 0.04   | 0.52   | 0.70   | 0.60   |
| II  | 6.50   | 3.45   | 0.24   | 1.23   | 0.63   | 0.64   | 3.66   | 1.47   | 0.07   | 1.01   | 0.47   | 0.54   |
| III   | 6.45   | 2.93   | 0.20   | 1.47   | 0.97   | 0.65   | 4.59   | 1.95   | 0.07   | 1.15   | 0.79   | 0.55   |
| <b>Keskeneräiset talonrakennustyöt — Igångvarande husbyggen — Buildings in construction stage</b> |  |  |  |  |  |  |  |  |  |  |  |  |
| <b>Kaupungit — Städer — Urban communes</b>  |  |  |  |  |  |  |  |  |  |  |  |  |
| 1972 ....   | 25.35  | 11.36  | 0.27   | 7.15   | 3.04   | 3.05   | 20.91  | 9.11   | 0.13   | 6.07   | 2.61   | 2.81   |
| 1973 ....   | 33.63  | 13.39  | 0.44   | 10.54  | 4.81   | 3.82   | 28.20  | 10.34  | 0.16   | 9.43   | 4.35   | 3.67   |
| 1974 ....   | 32.41  | 11.93  | 0.51   | 10.90  | 4.30   | 4.12   | 25.75  | 8.81   | 0.20   | 9.72   | 3.83   | 3.88   |
| 1975 ....   | 32.17  | 10.05  | 0.58   | 11.73  | 4.99   | 3.89   | 26.43  | 6.69   | 0.22   | 10.72  | 4.57   | 3.78   |
| *1976 ....  | 29.95  | 10.21  | 0.68   | 9.83   | 4.07   | 3.72   | 23.67  | 6.44   | 0.23   | 8.96   | 3.60   | 3.55   |
| 1975 I  | 31.28  | 10.62  | 0.70   | 11.70  | 4.30   | 3.90   | 26.69  | 7.88   | 0.21   | 10.71  | 3.81   | 3.76   |
| II  | 32.87  | 10.72  | 0.65   | 11.99  | 4.69   | 3.96   | 26.32  | 6.84   | 0.25   | 10.99  | 4.06   | 3.82   |
| III   | 33.89  | 11.03  | 0.67   | 12.53  | 5.25   | 3.42   | 26.85  | 6.77   | 0.25   | 11.37  | 4.68   | 3.33   |
| IV  | 32.62  | 10.22  | 0.58   | 11.67  | 5.17   | 4.03   | 26.77  | 6.80   | 0.22   | 10.64  | 4.73   | 3.92   |
| *1976 I   | 30.41  | 9.17   | 0.57   | 11.03  | 4.91   | 3.55   | 25.43  | 6.40   | 0.21   | 10.11  | 4.53   | 3.45   |
| II  | 29.67  | 9.97   | 0.73   | 9.54   | 4.61   | 5.51   | 23.23  | 6.07   | 0.26   | 8.71   | 4.11   | 3.30   |
| III   | 30.76  | 10.99  | 0.82   | 9.27   | 4.68   | 3.48   | 23.19  | 6.16   | 0.25   | 8.56   | 4.02   | 3.30   |
| IV  | 29.95  | 10.21  | 0.68   | 9.83   | 4.07   | 3.72   | 23.67  | 6.44   | 0.23   | 8.96   | 3.60   | 3.55   |
| *1977 I   | 28.93  | 9.59   | 0.68   | 8.65   | 4.21   | 4.35   | 23.17  | 6.27   | 0.25   | 7.80   | 3.79   | 4.16   |
| II  | 29.21  | 10.43  | 0.80   | 8.45   | 4.06   | 3.98   | 22.02  | 5.87   | 0.26   | 7.59   | 3.61   | 3.81   |
| III   | 30.05  | 11.34  | 0.94   | 8.03   | 4.04   | 4.03   | 21.73  | 6.12   | 0.35   | 7.00   | 3.50   | 3.71   |
| <b>Valmistuneet rakennukset — Färdigställda byggnader — Completed buildings</b>                   |  |  |  |  |  |  |  |  |  |  |  |  |
| <b>Kaupungit — Städer — Urban communes</b>  |  |  |  |  |  |  |  |  |  |  |  |  |
| 1972 ....   | 25.14  | 11.85  | 0.23   | 7.62   | 3.03   | 1.98   | 21.10  | 9.86   | 0.06   | 6.69   | 2.56   | 1.75   |
| 1973 ....   | 25.01  | 12.11  | 0.34   | 6.79   | 3.38   | 1.83   | 19.69  | 9.45   | 0.14   | 5.57   | 2.77   | 1.49   |
| 1974 ....   | 29.84  | 14.14  | 0.35   | 9.15   | 3.63   | 2.07   | 24.70  | 11.13  | 0.13   | 8.27   | 3.10   | 1.87   |
| 1975 ....   | 29.91  | 12.84  | 0.39   | 9.06   | 4.28   | 2.71   | 24.22  | 9.64   | 0.16   | 8.10   | 3.62   | 2.49   |
| *1976 ....  | 25.13  | 10.40  | 0.37   | 7.53   | 4.27   | 1.79   | 19.70  | 7.22   | 0.11   | 6.70   | 3.66   | 1.58   |
| 1975 I  | 8.05   | 3.10   | 0.08   | 2.49   | 1.42   | 0.86   | 6.84   | 2.43   | 0.04   | 2.18   | 1.32   | 0.82   |
| II  | 6.87   | 3.62   | 0.06   | 1.67   | 0.85   | 0.54   | 5.79   | 3.03   | 0.02   | 1.48   | 0.73   | 0.47   |
| III   | 6.86   | 2.85   | 0.11   | 1.95   | 0.77   | 1.02   | 5.63   | 2.23   | 0.05   | 1.80   | 0.56   | 0.95   |
| IV  | 8.15   | 3.31   | 0.15   | 2.95   | 1.07   | 0.50   | 6.00   | 1.97   | 0.05   | 2.64   | 0.83   | 0.46   |
| *1976 I   | 5.49   | 2.40   | 0.05   | 1.64   | 1.02   | 0.24   | 4.40   | 1.70   | 0.01   | 1.51   | 0.89   | 0.22   |
| II  | 7.08   | 2.52   | 0.04   | 2.80   | 1.10   | 0.51   | 6.05   | 1.95   | 0.01   | 4.56   | 1.00   | 0.47   |
| III   | 4.73   | 2.03   | 0.11   | 1.42   | 0.65   | 0.38   | 3.58   | 1.47   | 0.04   | 1.12   | 0.57   | 0.33   |
| IV  | 7.53   | 3.36   | 0.17   | 1.58   | 1.42   | 0.63   | 5.40   | 2.03   | 0.05   | 1.42   | 1.13   | 0.53   |
| *1977 I   | 6.04   | 2.27   | 0.06   | 2.16   | 1.05   | 0.39   | 4.75   | 1.43   | 0.01   | 2.01   | 0.94   | 0.31   |
| II  | 5.90   | 2.79   | 0.07   | 1.35   | 0.82   | 0.75   | 4.77   | 2.06   | 0.03   | 1.20   | 0.72   | 0.70   |
| III   | 5.92   | 2.17   | 0.15   | 2.08   | 0.80   | 0.54   | 4.68   | 1.46   | 0.05   | 1.90   | 0.70   | 0.51   |

Ks. huomautusosasto vuoden ensimmäisessä numerossa — Se notavdelningen häfte 1 — See note section in the January issue.

7. Kaupan myynti — Handels försäljning — Sales of commerce

a. Tukkukauppa — Partihandeln — Wholesaling

| Vuosi ja neljännes<br>År och kvartal<br>Year and quarter | Kaikki tukkukaupat<br>Alla partiäffärer<br>All wholesalers                          | Keskustukkukauppa<br>Centralpartihandeln<br>Central wholesale trade | Muu yleistukkukauppa<br>Annan allmän partihandel<br>Other general wholesale trade | Ravinto- ja nautintoainetukkuk.<br>Partihandel med livs- och<br>njutningsmedel<br>Food and beverages | Tekstiili-, vaatetus- ja nahkatav.<br>tukkukauppa<br>Partihandel med textil-, beklädnads-<br>och lädervaror<br>Textile, clothing and leather articles | Rauta- ja rakennustarviketukkuk.<br>Partihandel med järn- och<br>byggnadsvaror<br>Iron wares and construction materials | Sähkö- ja radioarviketukkuk.<br>Partihandel med el- och radio-<br>artiklar<br>Electric appliances and radios | Autoalan tukkukauppa<br>Bilar och bilföremål i parti<br>Motor vehicles | Polttoainetukkukauppa<br>Bränslepartiäffärer<br>Wholesaling of fuels | Investointitavara- ja raaka-aine-<br>tukkukauppa<br>Partihandel med maskin-, metall-<br>och råvaror<br>Investment articles and raw materials | Maatalouskoneiden ja -tarvikkeiden<br>tukkukauppa<br>Partihandel med lantbruksmaskiner<br>och -föremål<br>Farm machines and equipments |
|--|---|---|---|--|---|---|--|--|--|--|--|
|  | C 1   | C 2   | C 3   | C 4  | C 5   | C 6   | C 7  | C 8  | C 9  | C 10   | C 11   |
|  | Myynti (pl. lvv.) — Försäljning (exkl. oms.) — Sales (excl. sales tax) 1 000 000 mk |   |   |  |   |   |  |  |  |  |  |
| 1973 ....  | 33 043.1  | 9 623.8   | 2 105.6   | 3 611.8  | 515.1   | 2 641.3   | 1 320.0  | 2 152.9  | 3 216.3  | 3 855.8  | 477.0  |
| 1974 ....  | 43 373.4  | 12 374.3  | 2 440.7   | 4 608.2  | 595.0   | 4 459.2   | 1 747.7  | 2 344.9  | 5 386.4  | 4 808.6  | 423.3  |
| 1975 ....  | 53 806.7  | 14 391.5  | 2 925.7   | 6 732.6  | 1 004.4   | 4 423.1   | 2 535.7  | 3 628.5  | 5 927.0  | 6 335.1  | 619.7  |
| *1976 ....   | 60 152.5  | 16 840.4  | 3 330.6   | 8 171.5  | 1 121.3   | 4 680.2   | 2 231.4  | 3 879.7  | 6 955.6  | 6 200.5  | 661.5  |
| 1975 VII   | 3 991.4   | 1 197.8   | 248.1   | 581.1  | 60.1  | 312.8   | 145.2  | 248.8  | 442.8  | 397.2  | 40.2   |
| VIII   | 4 351.1   | 1 271.0   | 236.1   | 559.8  | 91.0  | 349.2   | 208.5  | 276.4  | 456.4  | 468.9  | 50.5   |
| IX   | 4 897.6   | 1 305.6   | 255.7   | 605.0  | 110.3   | 431.8   | 252.9  | 312.2  | 537.9  | 549.4  | 74.0   |
| X  | 5 089.3   | 1 421.5   | 298.7   | 599.1  | 109.0   | 391.3   | 246.1  | 333.0  | 543.2  | 606.7  | 56.6   |
| XI   | 4 519.0   | 1 246.5   | 229.8   | 588.0  | 88.5  | 373.9   | 241.0  | 194.7  | 493.6  | 568.0  | 47.0   |
| XII  | 5 080.8   | 1 281.4   | 284.0   | 629.7  | 75.0  | 409.0   | 289.7  | 328.2  | 658.0  | 591.1  | 55.0   |
| *1976 I  | 3 998.7   | 1 094.1   | 242.0   | 491.8  | 69.7  | 270.5   | 179.6  | 250.4  | 528.2  | 419.6  | 32.1   |
| II   | 4 255.0   | 1 140.2   | 234.5   | 545.6  | 77.6  | 327.5   | 172.9  | 292.4  | 514.6  | 458.2  | 30.3   |
| III  | 5 023.2   | 1 416.7   | 245.5   | 634.2  | 96.2  | 389.8   | 177.2  | 344.2  | 623.3  | 518.1  | 55.7   |
| IV   | 4 692.4   | 1 293.1   | 292.4   | 572.0  | 81.0  | 360.0   | 156.3  | 305.5  | 648.4  | 495.3  | 52.2   |
| V  | 4 768.9   | 1 370.6   | 234.1   | 630.7  | 116.8   | 381.6   | 161.2  | 311.0  | 455.1  | 532.8  | 58.5   |
| VI   | 5 008.4   | 1 364.0   | 294.2   | 705.0  | 75.4  | 434.2   | 177.3  | 351.2  | 493.2  | 536.9  | 61.3   |
| VII  | 4 354.6   | 1 389.6   | 254.2   | 622.8  | 52.6  | 320.2   | 141.6  | 259.0  | 481.0  | 359.4  | 39.2   |
| VIII   | 4 973.6   | 1 459.6   | 255.6   | 669.9  | 98.7  | 369.1   | 189.5  | 300.5  | 500.9  | 519.6  | 61.8   |
| IX   | 5 703.3   | 1 569.3   | 354.1   | 822.8  | 112.6   | 449.3   | 228.0  | 368.8  | 633.9  | 558.4  | 62.9   |
| X  | 5 396.4   | 1 502.8   | 301.3   | 763.0  | 120.7   | 426.4   | 194.7  | 351.7  | 600.1  | 542.7  | 67.1   |
| XI   | 5 445.8   | 1 465.8   | 287.9   | 732.2  | 116.0   | 445.2   | 200.9  | 350.8  | 670.2  | 565.3  | 57.2   |
| XII  | 6 532.2   | 1 774.6   | 334.8   | 981.5  | 104.0   | 506.4   | 252.2  | 394.2  | 806.7  | 694.2  | 83.2   |
| *1977 I  | 4 037.8   | 1 128.6   | 242.0   | 489.2  | 69.0  | 271.1   | 140.7  | 215.9  | 548.2  | 428.1  | 34.8   |
| II   | 4 657.8   | 1 275.1   | 263.8   | 582.3  | 86.8  | 329.1   | 168.1  | 266.3  | 657.3  | 469.9  | 40.5   |
| III  | 5 511.5   | 1 476.4   | 312.2   | 656.2  | 132.2   | 419.2   | 216.3  | 355.2  | 691.9  | 555.0  | 65.8   |
| IV   | 5 378.6   | 1 566.6   | 375.0   | 630.5  | 111.5   | 369.6   | 163.1  | 350.6  | 638.4  | 535.4  | 48.3   |
| V  | 5 616.2   | 1 606.4   | 316.5   | 704.5  | 108.2   | 428.4   | 178.2  | 364.2  | 627.2  | 538.9  | 68.8   |
| VI   | 5 246.6   | 1 506.8   | 337.0   | 628.6  | 100.2   | 381.1   | 171.9  | 337.2  | 473.4  | 549.6  | 71.1   |
| VII  | 4 608.7   | 1 400.3   | 347.0   | 641.3  | 89.0  | 303.9   | 110.5  | 233.9  | 557.9  | 347.3  | 51.1   |
|  | Volyyymi-indeksi — Volymindex — Volume index (1972 = 100)                           |   |   |  |   |   |  |  |  |  |  |
| 1974 ....  | 114   | 121   | 101   | 117  | 104   | 141   | 123  | 102  | 106  | 109  | 86   |
| 1975 ....  | 127   | 122   | 103   | 143  | 155   | 131   | 161  | 131  | 122  | 131  | 108  |
| 1976 ....  | 127   | 127   | 105   | 151  | 151   | 128   | 132  | 118  | 120  | 121  | 93   |
| 1975 VII   | 113   | 122   | 104   | 145  | 111   | 112   | 111  | 107  | 109  | 99   | 82   |
| VIII   | 122   | 126   | 98  | 139  | 164   | 125   | 159  | 117  | 112  | 117  | 112  |
| IX   | 136   | 130   | 106   | 150  | 199   | 154   | 189  | 128  | 132  | 136  | 148  |
| X  | 140   | 140   | 122   | 146  | 196   | 139   | 183  | 134  | 134  | 149  | 113  |
| XI   | 124   | 121   | 93  | 142  | 157   | 133   | 177  | 78   | 121  | 139  | 93   |
| XII  | 139   | 125   | 115   | 153  | 132   | 144   | 213  | 134  | 162  | 145  | 107  |
| *1976 I  | 107   | 105   | 97  | 119  | 117   | 94  | 132  | 95   | 118  | 102  | 59   |
| II   | 112   | 108   | 93  | 129  | 130   | 113   | 126  | 110  | 109  | 111  | 55   |
| III  | 131   | 133   | 96  | 148  | 159   | 133   | 129  | 129  | 132  | 125  | 99   |
| IV   | 121   | 120   | 113   | 131  | 133   | 122   | 114  | 114  | 137  | 119  | 93   |
| V  | 124   | 127   | 91  | 146  | 192   | 129   | 118  | 116  | 93   | 128  | 104  |
| VI   | 130   | 127   | 114   | 163  | 124   | 147   | 129  | 131  | 101  | 128  | 109  |
| VII  | 110   | 125   | 95  | 136  | 85  | 105   | 100  | 96   | 98   | 84   | 64   |
| VIII   | 123   | 128   | 94  | 143  | 155   | 118   | 133  | 108  | 102  | 120  | 100  |
| IX   | 139   | 136   | 129   | 176  | 177   | 142   | 157  | 131  | 130  | 126  | 101  |
| X  | 132   | 131   | 109   | 163  | 189   | 134   | 134  | 124  | 122  | 123  | 107  |
| XI   | 132   | 127   | 104   | 155  | 182   | 140   | 138  | 123  | 137  | 127  | 91   |
| XII  | 158   | 153   | 120   | 207  | 163   | 159   | 173  | 138  | 164  | 155  | 132  |
| *1977 I  | 95  | 96  | 86  | 103  | 108   | 82  | 91   | 73   | 110  | 92   | 53   |
| II   | 109   | 107   | 93  | 120  | 134   | 99  | 108  | 89   | 130  | 101  | 62   |
| III  | 127   | 122   | 108   | 133  | 201   | 126   | 138  | 118  | 131  | 119  | 99   |
| IV   | 123   | 129   | 129   | 127  | 168   | 110   | 101  | 114  | 121  | 113  | 73   |
| V  | 128   | 132   | 109   | 143  | 162   | 127   | 111  | 117  | 118  | 113  | 104  |
| VI   | 119   | 123   | 115   | 126  | 151   | 111   | 106  | 108  | 88   | 114  | 104  |
| VII  | 104   | 113   | 118   | 127  | 132   | 88  | 68   | 74   | 104  | 71   | 75   |

Ks. huomautusosasto vuoden ensimmäisessä numerossa — Se notavdelningen i häfte 1 — See note section in the January issue.

## 7. Kaupan myynti (jatk.) — Handels försäljning (forts.) — Sales of commerce (cont.)

## b. Vähittäiskauppa — Detaljhandeln — Retailing

| Vuosi ja kuukausi<br>År och månad<br>Year and month | Puutavaratukukauppa<br>Partihandel med trävaror<br>Wholesaling of timber | Muu tuotantotarviketukukauppa<br>Annan partihandel med produktionsvaror<br>Other production articles | Lääkkeiden ja kemik. tav. tukkuk. Partihandel med medicinal och kemikaliehandelsvaror<br>Medicines and drugs | Muiden tavaroiden varsinaisen tukkukauppa<br>Egentlig partihandel med andra varor<br>Other wholesaling proper n.e.c. | Kaikki vähittäiskaupat<br>Detaljhandel sammanlagt<br>All retailers | Tavaratalokauppa<br>Varuhandel<br>Department stores | Sekatavarain kauppa<br>Diversehandel<br>Retailers, rural type | Elintarvikkeiden yleisvähittäisk. Allmän livmedelsdetaljhandel<br>General food shops | Maito, meijerituote- ja leipä-vähittäiskauppa<br>Mjölkk-, mejerivaru- och brödsdetaljhandel<br>Dairy and bakery product shops | Liha-, kala- ja vihannevähittäiskauppa<br>Kött-, fisk- och grönsaksdetaljh.<br>Meat, fish, fruit and vegetable shops | Muu elintarv. vähittäiskauppa<br>Annan detaljh. med livamedel<br>Other food shops |
|---|--|--|--|--|--|---|---|--|---|--|---|
|   | C 12   | C 13   | C 14   | C 15   | C 16   | C 17  | C 18  | C 19   | C 20  | C 21   | C 22  |
|   | Myynti (ml. lvv.) — Försäljning (inkl. oms.) — Sales (incl. sales tax)   |  |  |  |  |   |   |  |   |  |   |
|   | 1 000 000 mk   |  |  |  |  |   |   |  |   |  |   |
| 1973 ....   | 1 026.3  | 260.1  | 728.5  | 1 508.6  | 27 208.6   | 3 012.6   | 3 989.3   | 4 790.8  | 191.8   | 273.7  | 434.1   |
| 1974 ....   | 1 116.3  | 307.1  | 987.3  | 1 774.4  | 33 130.5   | 3 959.5   | 4 834.5   | 5 777.7  | 223.4   | 367.5  | 567.3   |
| 1975 ....   | 1 427.3  | 331.3  | 1 150.3  | 2 374.5  | 42 301.9   | 5 202.8   | 4 796.9   | 8 179.0  | 219.5   | 297.2  | 565.1   |
| *1976 ....  | 1 774.6  | 300.0  | 1 426.1  | 2 579.1  | 48 439.4   | 5 859.4   | 6 389.9   | 9 360.0  | 238.8   | 254.5  | 678.4   |
| 1975 VII  | 89.8   | 24.6   | 78.4   | 124.6  | 3 676.8  | 448.4   | 460.8   | 723.8  | 18.0  | 26.8   | 52.0  |
| VIII  | 104.7  | 26.3   | 91.4   | 161.0  | 3 554.6  | 439.1   | 417.1   | 712.1  | 19.5  | 23.8   | 54.5  |
| IX  | 132.7  | 32.5   | 111.4  | 186.2  | 3 658.6  | 429.9   | 436.3   | 696.6  | 19.2  | 23.8   | 46.1  |
| X   | 130.2  | 34.2   | 112.2  | 207.3  | 3 911.9  | 473.3   | 442.0   | 742.8  | 21.3  | 29.5   | 47.6  |
| XI  | 114.7  | 27.1   | 98.2   | 207.9  | 3 374.5  | 439.4   | 376.5   | 672.2  | 18.7  | 23.2   | 46.6  |
| XII   | 126.3  | 21.0   | 125.3  | 207.2  | 4 609.1  | 684.2   | 589.6   | 840.2  | 21.1  | 31.9   | 50.2  |
| *1976 I   | 81.1   | 27.4   | 116.1  | 196.1  | 3 285.7  | 377.8   | 337.2   | 659.8  | 18.1  | 16.1   | 51.3  |
| II  | 101.6  | 25.0   | 114.2  | 220.4  | 3 242.1  | 360.2   | 387.4   | 677.8  | 18.1  | 18.3   | 57.7  |
| III   | 139.1  | 28.1   | 126.0  | 228.9  | 3 743.1  | 410.0   | 458.1   | 774.8  | 20.4  | 26.3   | 66.4  |
| IV  | 102.4  | 20.6   | 115.6  | 197.6  | 3 887.3  | 449.4   | 496.5   | 763.8  | 20.4  | 21.9   | 51.7  |
| V   | 138.5  | 24.6   | 116.8  | 236.7  | 3 962.9  | 482.2   | 538.7   | 758.1  | 19.1  | 20.3   | 62.9  |
| VI  | 139.1  | 26.8   | 123.8  | 226.0  | 4 117.7  | 487.2   | 553.6   | 784.9  | 18.4  | 23.1   | 59.4  |
| VII   | 139.9  | 22.7   | 86.8   | 185.4  | 4 253.5  | 515.6   | 604.9   | 852.9  | 16.7  | 18.3   | 63.2  |
| VIII  | 223.3  | 22.8   | 114.7  | 187.7  | 3 965.0  | 471.7   | 542.3   | 798.2  | 18.4  | 21.8   | 60.5  |
| IX  | 176.9  | 26.0   | 129.4  | 210.8  | 4 185.1  | 508.3   | 558.4   | 787.3  | 21.1  | 19.4   | 52.3  |
| X   | 156.8  | 21.5   | 125.6  | 222.0  | 4 270.5  | 526.6   | 560.6   | 789.9  | 22.1  | 22.7   | 52.6  |
| XI  | 159.0  | 27.9   | 128.3  | 239.3  | 4 053.4  | 504.0   | 515.2   | 771.7  | 21.5  | 21.0   | 48.8  |
| XII   | 216.9  | 26.6   | 128.8  | 228.2  | 5 473.1  | 766.4   | 837.0   | 940.8  | 24.5  | 25.3   | 51.6  |
| *1977 I   | 121.2  | 20.5   | 123.9  | 204.5  | 3 235.4  | 393.1   | 305.9   | 700.8  | 18.3  | 17.5   | 50.5  |
| II  | 136.9  | 24.4   | 121.4  | 235.4  | 3 370.8  | 402.0   | 370.6   | 746.7  | 18.6  | 18.5   | 47.9  |
| III   | 195.0  | 28.4   | 142.9  | 264.9  | 3 928.6  | 475.0   | 429.2   | 802.4  | 20.6  | 19.8   | 49.4  |
| IV  | 179.4  | 26.4   | 133.4  | 250.5  | 4 052.8  | 484.5   | 464.6   | 841.5  | 20.9  | 17.7   | 55.0  |
| V   | 227.5  | 29.0   | 133.0  | 285.3  | 4 269.7  | 536.1   | 538.0   | 850.3  | 21.4  | 16.8   | 65.3  |
| VI  | 232.1  | 27.5   | 138.8  | 291.3  | 4 343.9  | 545.9   | 567.4   | 866.8  | 19.9  | 18.9   | 66.8  |
| VII   | 167.4  | 27.3   | 98.1   | 233.3  | 4 288.6  | 555.0   | 596.2   | 843.0  | 19.0  | 11.2   | 64.2  |
|   | Volyymi-indeksi — Volymindex — Volume index (1972 = 100)                 |  |  |  |  |   |   |  |   |  |   |
| 1974 ....   | 92   | 97   | 122  | 104  | 114  | 123   | 110   | 111  | 97  | 115  | 145   |
| 1975 ....   | 116  | 87   | 122  | 120  | 122  | 138   | 90  | 130  | 81  | 78   | 123   |
| 1976 ....   | 134  | 88   | 138  | 124  | 123  | 139   | 105   | 127  | 74  | 58   | 121   |
| 1975 VII  | 88   | 73   | 99   | 76   | 127  | 143   | 105   | 138  | 80  | 83   | 136   |
| VIII  | 104  | 84   | 113  | 98   | 121  | 138   | 93  | 133  | 85  | 72   | 142   |
| IX  | 132  | 104  | 137  | 113  | 123  | 134   | 95  | 127  | 82  | 70   | 120   |
| X   | 131  | 110  | 137  | 125  | 130  | 145   | 96  | 134  | 90  | 87   | 118   |
| XI  | 115  | 87   | 118  | 125  | 112  | 134   | 80  | 120  | 78  | 68   | 114   |
| XII   | 125  | 67   | 150  | 124  | 153  | 207   | 125   | 149  | 87  | 93   | 123   |
| *1976 I   | 79   | 93   | 138  | 117  | 106  | 113   | 71  | 116  | 75  | 48   | 120   |
| II  | 99   | 84   | 135  | 131  | 104  | 108   | 81  | 119  | 75  | 54   | 135   |
| III   | 135  | 102  | 149  | 135  | 118  | 121   | 94  | 132  | 80  | 74   | 154   |
| IV  | 98   | 74   | 137  | 116  | 121  | 131   | 101   | 129  | 79  | 61   | 113   |
| V   | 132  | 89   | 138  | 138  | 123  | 141   | 109   | 128  | 74  | 56   | 137   |
| VI  | 133  | 97   | 146  | 132  | 128  | 142   | 112   | 132  | 72  | 64   | 130   |
| VII   | 132  | 85   | 102  | 108  | 130  | 148   | 119   | 137  | 61  | 49   | 133   |
| VIII  | 196  | 84   | 134  | 107  | 119  | 133   | 104   | 125  | 65  | 56   | 122   |
| IX  | 151  | 86   | 149  | 119  | 124  | 141   | 106   | 122  | 73  | 50   | 104   |
| X   | 133  | 71   | 141  | 124  | 126  | 145   | 106   | 123  | 76  | 59   | 105   |
| XI  | 135  | 93   | 142  | 133  | 119  | 137   | 96  | 119  | 73  | 54   | 97  |
| XII   | 182  | 98   | 142  | 127  | 160  | 208   | 156   | 144  | 83  | 65   | 102   |
| *1977 I   | 97   | 77   | 133  | 110  | 93   | 105   | 56  | 106  | 61  | 45   | 98  |
| II  | 110  | 92   | 130  | 127  | 95   | 106   | 67  | 111  | 61  | 46   | 93  |
| III   | 156  | 107  | 153  | 141  | 109  | 123   | 76  | 116  | 65  | 48   | 89  |
| IV  | 144  | 101  | 142  | 133  | 111  | 124   | 81  | 120  | 66  | 42   | 99  |
| V   | 182  | 109  | 141  | 151  | 115  | 136   | 94  | 120  | 67  | 40   | 117   |
| VI  | 186  | 104  | 146  | 154  | 117  | 137   | 97  | 119  | 59  | 45   | 120   |
| VII   | 133  | 111  | 102  | 121  | 115  | 139   | 101   | 114  | 56  | 26   | 115   |

| Vuosi ja kuukausi<br>År och månad<br>Year and month | Alkoholijonien kauppa<br>Handel med alkoholdrycker<br><i>Liquor shops</i> | Tekstiili- ja vaatetusalan yleis-<br>vähittäiskauppa<br>Allmän textilvaru- och konfek-<br>tionsdetaljhandel<br><i>General textile and clothing shops</i> | Kangas-, sisustustekst. ja ompeli-<br>tary. vähittäiskauppa<br>Detaljhandel med tyger, inredn.<br>text. och sömnadsföremål<br><i>Fabric, yarn etc. shops</i> | Puku- ja turkistavara- vähittäis-<br>kauppa<br>Konfektiions- och pälsvarudetalj-<br>handel<br><i>Suit and fur shops</i> | Anuste-, hattu- ja nahkavarain<br>vähittäiskauppa<br>Detaljhandel med ekiperingsart.,<br>hattar och lädervaror<br><i>Clothing, hat and leather prod. shops</i> | Jalkineiden vähittäiskauppa<br>Skodetaljhandel<br><i>Footwear shops</i> | Rauta- ja rakennustarvikkeiden<br>vähittäiskauppa<br>Handel med järn- och byggnadsvar.<br><i>Metals and building equipment shops</i> | Mastaloustarvikkeiden väh. kauppa<br>Detaljhandel med lantbruks-<br>föremål<br><i>Agricultural equipment shops</i> | Sähköalan tarvikkeiden vähittäis-<br>kauppa<br>Detaljhandel med elvaror<br><i>Electric supplies shops</i> | Muu rauta-alan vähittäiskauppa<br>Annan detalj. med järnvaror<br><i>Other metalware shops</i> | Huonekalukauppa<br>Möbelhandel<br><i>Furniture shops</i> |
|---|---|--|--|---|--|---|--|--|---|---|--|
|   | C 23  | C 24   | C 25   | C 26  | C 27   | C 28  | C 29   | C 30   | C 31  | C 32  | C 33   |

|            | Myynti (ml. lvv.) — Försäljning (inkl. oms.) — Sales (inkl. sales tax) 1 000 000 mk |       |       |         |       |       |         |       |         |       |       |
|------------|---|-------|-------|---------|-------|-------|---------|-------|---------|-------|-------|
| 1973 ....  | 1 749.1   | 230.8 | 248.3 | 613.0   | 547.7 | 271.6 | 930.0   | 205.0 | 742.6   | 234.1 | 491.9 |
| 1974 ....  | 2 132.8   | 293.5 | 290.4 | 734.1   | 623.4 | 344.0 | 1 078.5 | 265.3 | 902.9   | 278.0 | 618.9 |
| 1975 ....  | 2 627.4   | 284.8 | 319.8 | 838.6   | 844.9 | 408.3 | 1 964.6 | 400.1 | 1 267.9 | 416.2 | 852.3 |
| *1976 .... | 2 943.1   | 292.2 | 354.2 | 1 166.5 | 881.6 | 459.6 | 1 895.2 | 466.5 | 1 368.6 | 468.2 | 898.7 |

|          |       |      |      |       |       |      |       |      |       |      |       |
|----------|-------|------|------|-------|-------|------|-------|------|-------|------|-------|
| 1975 VII | 261.9 | 18.3 | 24.8 | 59.9  | 73.9  | 30.1 | 195.4 | 33.6 | 90.0  | 47.5 | 58.7  |
| VIII     | 241.0 | 18.8 | 23.0 | 55.8  | 66.4  | 29.6 | 177.0 | 33.8 | 103.3 | 38.6 | 74.1  |
| IX       | 214.1 | 23.1 | 27.0 | 68.9  | 63.4  | 33.5 | 181.7 | 34.7 | 120.4 | 32.3 | 83.2  |
| X        | 242.2 | 31.1 | 30.9 | 91.5  | 80.2  | 42.3 | 182.0 | 34.1 | 123.2 | 27.2 | 80.6  |
| XI       | 203.4 | 29.8 | 33.8 | 90.3  | 77.2  | 42.9 | 160.6 | 31.9 | 108.4 | 24.4 | 70.9  |
| XII      | 310.7 | 34.4 | 35.6 | 89.6  | 101.7 | 44.5 | 200.1 | 47.5 | 165.0 | 46.3 | 93.8  |
| *1976 I  | 198.8 | 28.1 | 26.1 | 112.9 | 62.3  | 39.5 | 99.4  | 23.8 | 126.0 | 32.1 | 70.2  |
| II       | 190.6 | 16.8 | 27.7 | 66.3  | 52.3  | 25.5 | 99.4  | 23.8 | 110.3 | 33.7 | 67.1  |
| III      | 220.9 | 19.4 | 32.4 | 75.9  | 57.6  | 23.7 | 128.1 | 33.6 | 105.2 | 32.2 | 71.9  |
| IV       | 268.1 | 24.6 | 29.6 | 86.3  | 68.1  | 38.7 | 122.6 | 38.1 | 86.6  | 40.7 | 62.3  |
| V        | 205.1 | 27.1 | 23.9 | 100.0 | 81.0  | 50.4 | 144.4 | 42.1 | 89.7  | 50.5 | 58.2  |
| VI       | 281.9 | 21.2 | 24.5 | 84.9  | 68.4  | 35.0 | 164.0 | 41.7 | 106.8 | 47.5 | 67.8  |
| VII      | 300.7 | 21.5 | 30.3 | 91.7  | 73.0  | 34.3 | 228.8 | 39.7 | 127.2 | 47.9 | 65.1  |
| VIII     | 246.0 | 18.3 | 24.2 | 77.3  | 63.0  | 33.8 | 177.1 | 37.4 | 121.9 | 42.1 | 77.4  |
| IX       | 233.0 | 24.7 | 25.8 | 102.4 | 74.1  | 39.8 | 171.3 | 44.3 | 115.2 | 34.5 | 85.9  |
| X        | 249.1 | 31.3 | 28.5 | 126.2 | 91.8  | 50.4 | 175.8 | 43.0 | 112.4 | 29.3 | 85.2  |
| XI       | 230.4 | 27.7 | 42.7 | 119.9 | 84.8  | 44.9 | 169.4 | 35.3 | 108.3 | 24.9 | 84.9  |
| XII      | 318.5 | 31.5 | 38.5 | 122.7 | 105.2 | 43.6 | 214.9 | 63.7 | 159.0 | 52.8 | 102.7 |
| *1977 I  | 199.6 | 27.5 | 25.8 | 102.6 | 84.0  | 43.6 | 97.2  | 16.8 | 90.3  | 30.2 | 71.2  |
| II       | 202.5 | 17.9 | 23.2 | 67.9  | 62.9  | 27.8 | 108.6 | 20.4 | 89.8  | 28.0 | 69.2  |
| III      | 239.5 | 22.6 | 27.9 | 81.9  | 72.0  | 34.1 | 132.3 | 33.3 | 107.1 | 30.8 | 77.7  |
| IV       | 270.8 | 21.8 | 22.9 | 77.9  | 71.0  | 32.5 | 143.3 | 47.5 | 88.2  | 34.8 | 62.4  |
| V        | 212.4 | 28.9 | 23.1 | 104.1 | 87.1  | 44.6 | 180.9 | 58.1 | 81.8  | 43.7 | 61.2  |
| VI       | 300.8 | 24.7 | 24.0 | 86.0  | 89.9  | 40.0 | 205.4 | 37.4 | 81.1  | 46.6 | 61.8  |
| VII      | 310.2 | 23.2 | 23.8 | 85.7  | 82.0  | 34.5 | 192.2 | 45.8 | 93.8  | 44.5 | 60.8  |

|           | Volymyymi-indeksi — Volymindex — Volume index (1972 = 100) |     |     |     |     |     |     |     |     |     |     |
|-----------|--|-----|-----|-----|-----|-----|-----|-----|-----|-----|-----|
| 1974 .... | 148  | 120 | 94  | 104 | 103 | 132 | 85  | 122 | 144 | 111 | 120 |
| 1975 .... | 140  | 99  | 75  | 103 | 119 | 126 | 139 | 163 | 187 | 144 | 149 |
| 1976 .... | 145  | 92  | 75  | 133 | 112 | 113 | 122 | 167 | 198 | 147 | 147 |
| 1975 VII  | 159  | 78  | 85  | 89  | 126 | 120 | 167 | 167 | 158 | 196 | 123 |
| VIII      | 146  | 78  | 78  | 81  | 109 | 110 | 151 | 163 | 181 | 159 | 152 |
| IX        | 130  | 95  | 91  | 99  | 103 | 124 | 155 | 166 | 210 | 131 | 171 |
| X         | 147  | 124 | 104 | 130 | 130 | 137 | 154 | 162 | 215 | 110 | 166 |
| XI        | 124  | 118 | 113 | 128 | 125 | 138 | 135 | 151 | 189 | 97  | 144 |
| XII       | 189  | 136 | 119 | 126 | 162 | 143 | 166 | 224 | 287 | 184 | 190 |
| *1976 I   | 121  | 109 | 85  | 156 | 97  | 127 | 80  | 112 | 219 | 124 | 142 |
| II        | 116  | 65  | 90  | 92  | 82  | 81  | 80  | 109 | 191 | 129 | 135 |
| III       | 134  | 75  | 105 | 105 | 90  | 75  | 103 | 153 | 182 | 123 | 144 |
| IV        | 163  | 95  | 96  | 119 | 106 | 116 | 98  | 173 | 150 | 156 | 125 |
| V         | 125  | 104 | 77  | 138 | 125 | 151 | 115 | 191 | 155 | 192 | 117 |
| VI        | 171  | 82  | 79  | 118 | 106 | 105 | 131 | 189 | 187 | 180 | 136 |
| VII       | 172  | 84  | 97  | 130 | 115 | 102 | 179 | 167 | 220 | 181 | 131 |
| VIII      | 141  | 71  | 77  | 108 | 98  | 101 | 134 | 156 | 214 | 158 | 152 |
| IX        | 133  | 93  | 81  | 138 | 112 | 118 | 127 | 183 | 201 | 129 | 169 |
| X         | 143  | 114 | 89  | 167 | 134 | 136 | 130 | 175 | 197 | 110 | 168 |
| XI        | 132  | 101 | 132 | 159 | 127 | 121 | 125 | 143 | 188 | 91  | 158 |
| XII       | 182  | 115 | 120 | 163 | 156 | 117 | 158 | 255 | 278 | 192 | 192 |
| *1977 I   | 114  | 100 | 78  | 137 | 125 | 116 | 68  | 66  | 154 | 108 | 133 |
| II        | 116  | 64  | 70  | 89  | 91  | 74  | 76  | 79  | 152 | 98  | 126 |
| III       | 137  | 80  | 84  | 105 | 103 | 90  | 92  | 127 | 182 | 107 | 141 |
| IV        | 155  | 76  | 68  | 99  | 102 | 84  | 99  | 179 | 149 | 119 | 113 |
| V         | 121  | 100 | 68  | 132 | 123 | 115 | 124 | 221 | 137 | 148 | 109 |
| VI        | 172  | 86  | 70  | 109 | 127 | 103 | 140 | 141 | 136 | 159 | 110 |
| VII       | 177  | 83  | 69  | 112 | 118 | 89  | 130 | 171 | 157 | 150 | 108 |

## 7. Kaupan myynti (jatk.) — Handels försäljning (forts.) — Sales of commerce (cont.)

## Vähittäiskauppa — Detaljhandeln — Retailing

| Vuosi ja kuukausi<br>År och månad<br>Year and month | Muu sisustustarvikemyynti<br>Annan inredningshandel<br>Other furnishing shops       | Autojen vähittäiskauppa<br>Bilhandel<br>Automobile shops | Huoltamotointi<br>Servicestationsverksamhet<br>Gasoline filling stations | Apteekkitavarain kauppa<br>Apoteksvaruhandel<br>Pharmacy shops | Kemikaalitarvarain kauppa<br>Kemikalievaruhandel<br>Cosmetic shops | Kirjojen ja papertavarain vähittäiskauppa<br>Detaljhandel med böcker och pappersvaror<br>Book and paper shops | Kultaseppäteosten ja kellojen vähittäiskauppa<br>Detaljhandel med guldsmedevaror och ur<br>Jewellery and watch shops | Valokuvaus-, optisen ja terveydenhoitoalan vähittäiskauppa<br>Detaljhandel med foto-, optiska och hälsovårdsartiklar<br>Photographic, optical good and medical service equipment retailing | Kukka- ja siemenkauppa<br>Blomster- och fröhandel<br>Flower and seed shops | Muu vähittäiskauppa<br>Annan handel i detalj<br>Other retailing etc. |
|---|---|--|--|--|--|---|--|--|--|--|
|   | C 34  | C 35   | C 36   | C 37   | C 38   | C 39  | C 40   | C 41   | C 42   | C 43   |
|   | Myynti (ml. lvv.) — Försäljning (inkl. oms.) — Sales (incl. sales tax) 1 000 000 mk |  |  |  |  |   |  |  |  |  |
| 1973 ....   | 24.5  | 5 544.6  | 1 798.1  | 585.8  | 585.8  | 339.4   | 182.5  | 197.4  | 133.1  | 281.3  |
| 1974 ....   | 28.5  | 4 945.0  | 2 573.3  | 670.5  | 206.8  | 430.1   | 254.5  | 230.1  | 170.7  | 329.3  |
| 1975 ....   | 33.7  | 6 633.4  | 3 106.9  | 873.2  | 183.5  | 667.6   | 266.2  | 392.5  | 199.2  | 460.4  |
| *1976 ....  | 52.5  | 7 105.6  | 3 698.3  | 1 045.2  | 195.1  | 756.2   | 398.4  | 523.2  | 217.3  | 472.2  |
| 1975 VII  | 3.6   | 534.0  | 290.0  | 64.9   | 17.3   | 43.0  | 23.0   | 35.3   | 11.1   | 30.7   |
| VIII  | 2.4   | 523.6  | 269.2  | 62.5   | 14.0   | 49.8  | 23.6   | 37.8   | 10.5   | 33.5   |
| IX  | 2.4   | 582.2  | 265.6  | 77.2   | 15.9   | 71.6  | 20.2   | 38.4   | 12.4   | 38.4   |
| X   | 2.4   | 631.4  | 282.9  | 84.4   | 15.3   | 58.0  | 22.3   | 35.3   | 15.9   | 42.2   |
| XI  | 3.3   | 414.5  | 247.0  | 80.7   | 14.3   | 61.7  | 19.5   | 28.9   | 16.5   | 37.7   |
| XII   | 4.7   | 527.4  | 299.0  | 80.3   | 24.2   | 116.1   | 45.8   | 41.8   | 28.8   | 54.5   |
| *1976 I   | 4.5   | 448.3  | 278.6  | 89.1   | 14.5   | 57.8  | 27.5   | 31.3   | 19.4   | 35.3   |
| II  | 3.0   | 468.3  | 262.1  | 87.4   | 13.2   | 60.1  | 23.0   | 40.5   | 17.2   | 34.4   |
| III   | 3.9   | 576.9  | 301.1  | 88.7   | 15.5   | 64.5  | 30.8   | 44.7   | 19.7   | 40.6   |
| IV  | 4.4   | 629.2  | 305.3  | 88.7   | 14.3   | 51.9  | 25.8   | 41.4   | 19.7   | 37.1   |
| V   | 4.3   | 595.9  | 312.6  | 82.2   | 15.2   | 54.1  | 32.4   | 47.5   | 23.9   | 41.0   |
| VI  | 3.6   | 640.1  | 313.8  | 84.7   | 16.7   | 50.2  | 37.0   | 46.6   | 14.5   | 40.2   |
| VII   | 3.3   | 528.2  | 333.5  | 78.2   | 16.9   | 40.1  | 35.5   | 40.7   | 11.5   | 33.9   |
| VIII  | 4.7   | 550.3  | 318.9  | 72.1   | 16.4   | 53.4  | 33.1   | 36.3   | 11.1   | 37.3   |
| IX  | 4.9   | 659.8  | 315.7  | 85.7   | 15.9   | 77.9  | 32.2   | 45.4   | 13.0   | 36.7   |
| X   | 4.5   | 647.2  | 324.5  | 96.9   | 15.6   | 62.0  | 26.6   | 43.1   | 16.7   | 35.6   |
| XI  | 5.4   | 600.0  | 292.7  | 91.6   | 15.5   | 64.5  | 31.0   | 41.5   | 20.0   | 35.9   |
| XII   | 6.0   | 761.4  | 339.5  | 99.9   | 25.4   | 119.7   | 63.5   | 64.2   | 30.6   | 64.2   |
| *1977 I   | 2.9   | 407.6  | 264.0  | 94.4   | 13.5   | 55.4  | 28.5   | 39.8   | 19.1   | 35.4   |
| II  | 3.0   | 506.8  | 272.2  | 86.3   | 13.7   | 50.8  | 19.0   | 42.8   | 18.0   | 34.7   |
| III   | 3.3   | 646.1  | 305.1  | 96.9   | 15.5   | 57.0  | 32.7   | 52.1   | 20.9   | 43.4   |
| IV  | 3.0   | 679.8  | 306.9  | 105.8  | 14.9   | 52.5  | 29.3   | 42.8   | 21.9   | 38.6   |
| V   | 3.3   | 685.0  | 304.0  | 94.0   | 15.8   | 64.1  | 32.9   | 44.6   | 27.1   | 45.0   |
| VI  | 2.9   | 627.8  | 316.9  | 95.6   | 19.0   | 56.8  | 30.9   | 50.0   | 17.4   | 43.2   |
| VII   | 1.7   | 594.7  | 338.2  | 84.4   | 16.8   | 43.4  | 31.5   | 44.1   | 10.6   | 38.3   |
|   | Volyyymi-indeksi — Volymindex — Volume index (1972 = 100)                           |  |  |  |  |   |  |  |  |  |
| 1974 ....   | 126   | 101  | 115  | 108  | 115  | 129   | 103  | 119  | 118  | 117  |
| 1975 ....   | 128   | 112  | 129  | 120  | 88   | 169   | 80   | 186  | 120  | 145  |
| 1976 ....   | 187   | 102  | 126  | 130  | 86   | 167   | 113  | 234  | 104  | 141  |
| 1975 VII  | 162   | 109  | 143  | 105  | 99   | 129   | 82   | 200  | 82   | 116  |
| VIII  | 110   | 105  | 132  | 98   | 80   | 149   | 84   | 213  | 78   | 125  |
| IX  | 108   | 113  | 131  | 120  | 91   | 214   | 72   | 217  | 91   | 144  |
| X   | 108   | 120  | 139  | 130  | 87   | 172   | 79   | 199  | 120  | 157  |
| XI  | 145   | 78   | 121  | 123  | 80   | 183   | 69   | 162  | 114  | 140  |
| XII   | 206   | 98   | 147  | 122  | 135  | 343   | 162  | 235  | 200  | 201  |
| *1976 I   | 197   | 81   | 114  | 136  | 79   | 170   | 97   | 170  | 106  | 130  |
| II  | 130   | 83   | 108  | 133  | 72   | 174   | 80   | 219  | 94   | 126  |
| III   | 173   | 102  | 123  | 135  | 83   | 186   | 107  | 242  | 107  | 147  |
| IV  | 195   | 111  | 125  | 135  | 77   | 135   | 89   | 224  | 107  | 135  |
| V   | 190   | 105  | 128  | 125  | 82   | 141   | 112  | 257  | 135  | 148  |
| VI  | 157   | 113  | 128  | 128  | 90   | 131   | 128  | 251  | 93   | 144  |
| VII   | 145   | 93   | 136  | 118  | 91   | 104   | 122  | 219  | 74   | 123  |
| VIII  | 200   | 93   | 130  | 109  | 87   | 138   | 114  | 196  | 76   | 132  |
| IX  | 205   | 111  | 129  | 129  | 83   | 198   | 108  | 244  | 89   | 131  |
| X   | 191   | 108  | 132  | 140  | 80   | 157   | 89   | 232  | 101  | 124  |
| XI  | 218   | 99   | 118  | 130  | 80   | 163   | 103  | 218  | 99   | 124  |
| XII   | 244   | 126  | 136  | 141  | 129  | 300   | 211  | 334  | 165  | 223  |
| *1977 I   | 118   | 65   | 100  | 133  | 66   | 131   | 93   | 202  | 109  | 114  |
| II  | 119   | 80   | 103  | 121  | 66   | 119   | 62   | 216  | 103  | 115  |
| III   | 131   | 101  | 108  | 135  | 75   | 123   | 106  | 262  | 110  | 138  |
| IV  | 116   | 105  | 108  | 147  | 72   | 113   | 94   | 214  | 122  | 123  |
| V   | 126   | 104  | 107  | 130  | 75   | 138   | 105  | 221  | 121  | 144  |
| VI  | 112   | 95   | 111  | 132  | 89   | 122   | 98   | 246  | 87   | 140  |
| VII   | 64  | 89   | 119  | 117  | 78   | 93  | 98   | 216  | 65   | 121  |

8. Ulkomaankauppa — Utrikeshandeln — Foreign trade

| Vuosi ja kuukausi<br>År och månad<br>Year and month | Tuonti — Imports — Imports  |   |                        |  |   |   |   |                            | Vienti — Export — Exports   |                        |  |   |   |  |                          |        | Viennin (+) tai tuonnin (—) enemmyys Överskott av exporten (+) eller importen (—) Export surplus (+) or import surplus (—) |
|---|---|---|------------------------|--|---|---|---|----------------------------|---|------------------------|--|---|---|--|--------------------------|--------|--|
|   | Koko tuonti<br>Total import   | Raaka-aineet ja tuotantotarvikkeet<br>Kämmäral och produktionsföremålar — Raw materials and production supplies |                        |  | Siitä — Därav Of which  |   |   | Kokovienti<br>Total export | Maa- ja metsätalous<br>Lantbruk och skogsushållning<br>Agriculture and forestry |                        |  | Teollisuus<br>Industri                                |   |  | Siitä — Därav — Of which |        |  |
|   |   | Maa- ja metsätalous<br>Lantbruk- och skogsh.<br>Agriculture and forestry  | Teollisuus<br>Industri | Rakennustoiminta<br>Byggnadsverksamhet<br>Construction | Poltto- ja voiteluaineet<br>Bränslen och smörjmedel<br>Fuels and lubricants | Investointitavarat<br>Investeringar<br>Investment goods | Kultustavarat<br>Konsumtionsvaror<br>Consumer goods |                            | Maa- ja metsätalous<br>Lantbruk och skogsushållning<br>Agriculture and forestry | Teollisuus<br>Industri | Textiili-, vaate- ja nahkatö-<br>lisyys — Textil-, beklädnads-<br>och läderindustri — Textile,<br>clothing, leather industry | Puutavateollisuus<br>Trävaruindustri<br>Wood industry | Paperiteollisuus<br>Pappersindustri<br>Paper industry | Metallituote- ja koneiteollisuus<br>Metallprodukt- och maskin-<br>industri — Metal product and<br>machine industry |                          |        |  |
| C 44  | C 45  | C 46  | C 47                   | C 48   | C 49  | C 50  | C 51  | C 52                       | C 53  | C 54                   | C 55   | C 56  | C 57  | C 58   | C 59                     |        |  |
|   | 1 000 000 mk  |   |                        |  |   |   |   |                            |   |                        |  |   |   |  |                          |        |  |
| 1972 .....  | 13 107  | 7 842   | 114                    | 7 160  | 351   | 609   | 2 354   | 2 250                      | 12 082  | 325                    | 11 732   | 1 048   | 1 809   | 4 376  | 2 547                    | —1 025 |  |
| 1973 .....  | 16 599  | 9 916   | 139                    | 8 976  | 519   | 729   | 2 919   | 2 968                      | 14 605  | 402                    | 14 163   | 1 197   | 2 451   | 5 264  | 2 928                    | —1 994 |  |
| 1974 .....  | 25 666  | 16 525  | 171                    | 15 144   | 826   | 1 978   | 3 857   | 3 232                      | 20 686  | 414                    | 20 192   | 1 615   | 3 154   | 7 872  | 4 245                    | —4 980 |  |
| 1975 .....  | 28 002  | 17 057  | 230                    | 15 539   | 944   | 1 670   | 5 223   | 3 989                      | 20 247  | 385                    | 19 790   | 1 847   | 2 177   | 7 225  | 5 357                    | —7 755 |  |
| 1976 .....  | 28 560  | 17 828  | 200                    | 16 357   | 814   | 1 581   | 4 972   | 4 102                      | 24 505  | 721                    | 23 656   | 1 936   | 2 892   | 7 860  | 6 892                    | —4 055 |  |
| *1976 VI ..   | 2 441   | 1 604   | 17                     | 1 467  | 81  | 100   | 389   | 347                        | 2 232   | 29                     | 2 193  | 140   | 302   | 804  | 530                      | —209   |  |
| VII ..  | 2 543   | 1 725   | 17                     | 1 613  | 68  | 164   | 342   | 307                        | 2 256   | 24                     | 2 227  | 135   | 320   | 693  | 739                      | —287   |  |
| VIII ..   | 2 357   | 1 484   | 11                     | 1 367  | 71  | 162   | 381   | 308                        | 1 758   | 31                     | 1 716  | 141   | 257   | 645  | 324                      | —599   |  |
| IX ..   | 2 632   | 1 564   | 24                     | 1 416  | 77  | 166   | 515   | 386                        | 2 119   | 41                     | 2 072  | 202   | 276   | 665  | 554                      | —514   |  |
| X ..  | 2 361   | 1 448   | 17                     | 1 320  | 71  | 177   | 380   | 346                        | 2 395   | 63                     | 2 322  | 208   | 255   | 741  | 749                      | + 34   |  |
| XI ..   | 2 784   | 1 849   | 15                     | 1 719  | 72  | 157   | 371   | 398                        | 2 463   | 54                     | 2 395  | 172   | 273   | 724  | 826                      | —321   |  |
| XII ..  | 3 308   | 2 145   | 18                     | 2 003  | 77  | 144   | 586   | 421                        | 2 611   | 143                    | 2 448  | 160   | 310   | 741  | 797                      | —697   |  |
| *1977 I ..  | 2 389   | 1 384   | 15                     | 1 279  | 55  | 144   | 546   | 308                        | 2 469   | 197                    | 2 262  | 183   | 286   | 655  | 748                      | + 86   |  |
| II ..   | 1 992   | 1 297   | 18                     | 1 192  | 58  | 102   | 271   | 320                        | 1 917   | 42                     | 1 863  | 163   | 232   | 625  | 476                      | — 75   |  |
| III ..  | 2 404   | 1 488   | 28                     | 1 354  | 70  | 85  | 381   | 448                        | 2 621   | 176                    | 2 437  | 240   | 261   | 802  | 692                      | +217   |  |
| IV ..   | 2 169   | 1 278   | 33                     | 1 146  | 62  | 107   | 372   | 405                        | 2 085   | 49                     | 2 030  | 146   | 246   | 630  | 600                      | — 84   |  |
| V ..  | 2 422   | 1 452   | 17                     | 1 342  | 64  | 148   | 370   | 441                        | 2 233   | 100                    | 2 141  | 168   | 350   | 681  | 435                      | —184   |  |
| VI ..   | 3 132   | 1 997   | 19                     | 1 871  | 61  | 203   | 564   | 353                        | 2 542   | 78                     | 2 450  | 154   | 367   | 750  | 771                      | —590   |  |
| VII ..  | 2 440   | 1 606   | 9                      | 1 515  | 59  | 178   | 319   | 316                        | 2 833   | 73                     | 2 744  | 140   | 353   | 701  | 1 045                    | +403   |  |
| VIII ..   | 2 397   | 1 590   | 10                     | 1 506  | 43  | 165   | 275   | 356                        | 2 240   | 37                     | 2 189  | 170   | 339   | 674  | 605                      | —157   |  |
|   | Yksikköarvoindeksi — Enhetsvärdeindex — Unit value index (Laspeyres) (1975 = 100) |   |                        |  |   |   |   |                            |   |                        |  |   |   |  |                          |        |  |
| 1970 .....  | 49  | 47  | 44                     | 47   | 44  | 30  | 57  | 63                         | 47  | 61                     | 47   | 59  | 48  | 42   | 51                       |        |  |
| 1971 .....  | 53  | 49  | 48                     | 49   | 50  | 42  | 63  | 66                         | 49  | 65                     | 49   | 60  | 51  | 44   | 55                       |        |  |
| 1972 .....  | 57  | 52  | 55                     | 52   | 53  | 40  | 71  | 74                         | 53  | 78                     | 53   | 66  | 53  | 45   | 65                       |        |  |
| 1973 .....  | 64  | 59  | 61                     | 59   | 56  | 45  | 76  | 81                         | 60  | 89                     | 59   | 77  | 68  | 50   | 67                       |        |  |
| 1974 .....  | 92  | 92  | 75                     | 93   | 77  | 104   | 85  | 90                         | 85  | 105                    | 84   | 90  | 111   | 76   | 80                       |        |  |
| 1975 .....  | 100   | 100   | 100                    | 100  | 100   | 100   | 100   | 100                        | 100   | 100                    | 100  | 100   | 100   | 100  | 100                      |        |  |
| 1976 .....  | 107   | 105   | 95                     | 104  | 99  | 107   | 113   | 108                        | 103   | 132                    | 103  | 108   | 105   | 95   | 111                      |        |  |
| 1975 I ..   | 99  | 100   | 95                     | 100  | 101   | 99  | 96  | 96                         | 102   | 101                    | 102  | 98  | 116   | 101  | 99                       |        |  |
| II ..   | 100   | 101   | 104                    | 101  | 103   | 95  | 98  | 103                        | 101   | 94                     | 101  | 98  | 106   | 102  | 95                       |        |  |
| III ..  | 101   | 100   | 101                    | 100  | 103   | 99  | 104   | 104                        | 100   | 83                     | 101  | 103   | 96  | 100  | 102                      |        |  |
| IV ..   | 103   | 102   | 102                    | 102  | 99  | 106   | 107   | 104                        | 100   | 118                    | 100  | 100   | 90  | 97   | 108                      |        |  |
| *1976 I ..  | 104   | 102   | 97                     | 102  | 97  | 107   | 109   | 106                        | 100   | 133                    | 99   | 104   | 97  | 95   | 105                      |        |  |
| II ..   | 106   | 104   | 93                     | 104  | 99  | 106   | 111   | 108                        | 102   | 116                    | 102  | 109   | 100   | 95   | 111                      |        |  |
| III ..  | 109   | 107   | 100                    | 106  | 101   | 106   | 118   | 111                        | 105   | 79                     | 105  | 114   | 107   | 95   | 116                      |        |  |
| IV ..   | 112   | 110   | 92                     | 110  | 100   | 109   | 120   | 113                        | 108   | 144                    | 108  | 116   | 117   | 96   | 118                      |        |  |
| *1977 I ..  | 116   | 113   | 102                    | 113  | 108   | 111   | 127   | 116                        | 112   | 163                    | 111  | 119   | 123   | 98   | 124                      |        |  |
| II ..   | 125   | 123   | 108                    | 123  | 111   | 121   | 131   | 124                        | 118   | 124                    | 118  | 120   | 131   | 101  | 141                      |        |  |
|   | Paljousindeksi — Volymindex — Volume index (Paasche) (1975 = 100)                 |   |                        |  |   |   |   |                            |   |                        |  |   |   |  |                          |        |  |
| 1970 .....  | 80  | 86  | 108                    | 86   | 88  | 85  | 66  | 69                         | 102   | 109                    | 102  | 59  | 148   | 127  | 67                       |        |  |
| 1971 .....  | 79  | 84  | 102                    | 85   | 68  | 82  | 71  | 66                         | 99  | 116                    | 98   | 72  | 149   | 119  | 60                       |        |  |
| 1972 .....  | 82  | 88  | 91                     | 89   | 71  | 92  | 63  | 77                         | 113   | 109                    | 113  | 86  | 156   | 134  | 74                       |        |  |
| 1973 .....  | 93  | 98  | 98                     | 98   | 98  | 96  | 73  | 92                         | 121   | 117                    | 121  | 84  | 166   | 145  | 82                       |        |  |
| 1974 .....  | 100   | 105   | 98                     | 104  | 113   | 114   | 87  | 92                         | 121   | 102                    | 121  | 97  | 131   | 144  | 99                       |        |  |
| 1975 .....  | 100   | 100   | 100                    | 100  | 100   | 100   | 100   | 100                        | 100   | 100                    | 100  | 100   | 100   | 100  | 100                      |        |  |
| 1976 .....  | 96  | 100   | 91                     | 101  | 87  | 88  | 84  | 95                         | 117   | 142                    | 116  | 97  | 126   | 114  | 116                      |        |  |
| 1975 I ..   | 107   | 107   | 114                    | 107  | 94  | 93  | 108   | 116                        | 100   | 143                    | 99   | 100   | 82  | 113  | 89                       |        |  |
| II ..   | 95  | 94  | 111                    | 94   | 95  | 97  | 97  | 98                         | 92  | 78                     | 93   | 94  | 83  | 96   | 92                       |        |  |
| III ..  | 94  | 95  | 76                     | 95   | 106   | 104   | 90  | 89                         | 89  | 88                     | 89   | 85  | 103   | 87   | 90                       |        |  |
| IV ..   | 100   | 102   | 96                     | 102  | 100   | 105   | 101   | 92                         | 116   | 92                     | 117  | 122   | 132   | 103  | 123                      |        |  |
| *1976 I ..  | 87  | 86  | 90                     | 86   | 81  | 76  | 90  | 91                         | 99  | 189                    | 97   | 97  | 114   | 108  | 75                       |        |  |
| II ..   | 84  | 87  | 105                    | 87   | 81  | 61  | 77  | 91                         | 114   | 109                    | 114  | 90  | 110   | 105  | 124                      |        |  |
| III ..  | 98  | 105   | 76                     | 107  | 91  | 111   | 80  | 90                         | 116   | 127                    | 116  | 90  | 147   | 117  | 104                      |        |  |
| IV ..   | 107   | 116   | 94                     | 118  | 93  | 105   | 85  | 103                        | 136   | 187                    | 135  | 101   | 132   | 127  | 151                      |        |  |
| *1977 I ..  | 83  | 86  | 102                    | 87   | 71  | 72  | 73  | 93                         | 124   | 265                    | 120  | 107   | 116   | 117  | 115                      |        |  |
| II ..   | 88  | 90  | 110                    | 91   | 71  | 91  | 77  | 97                         | 115   | 190                    | 113  | 85  | 135   | 113  | 95                       |        |  |

Ks. huomautusosasto vuoden ensimmäisessä numerossa — Se notavdelningen i häfte 1 — See note section in the January issue.

## 9. Suomen Pankki — Finlands Bank — The Bank of Finland

## a. Tärkeimmät tilit ja setelinanto-oikeus — Viktigare konton och sedelutgivningsrätt — Certain accounts and right of note issue

| Vuoden ja kuukauden lopussa<br>Vid utgången av<br>At the end of | Kulta- ja valuuttasaamiset<br>Guld och valutafordringar<br>Gold and foreign exchange<br>receivables | Muut ulkomaiset saamiset<br>Övriga fordringar på utlandet<br>Other foreign receivables | Saamiset rahoituslaitoksilta<br>Fordringar på finansierings-<br>institut<br>Receivables from financial<br>institutions | Saamiset julkiselta sektorilta<br>Fordringar på den offentliga<br>sektorn<br>Receivables from the public<br>sector | Saamiset yrityksiltä<br>Fordringar på företag<br>Receivables from corporations | Muut varat<br>Övriga tillgångar<br>Other assets | Taseen loppusumma<br>Balansens slutsumma<br>Total | Valuuttavelat<br>Valutaskulder<br>Foreign exchange liabilities | Muut ulkomaiset velat<br>Övriga utländska skulder<br>Other foreign liabilities | Liikkeessä oleva raha<br>Utelöpande sedlar och mynt<br>Notes and coins in circulation |
|---|---|--|--|--|--|---|---|--|--|---|
|   | 1 000 000 mk  |  |  |  |  |   |   |  |  |   |
|   | D 1   | D 2  | D 3  | D 4  | D 5  | D 6   | D 7   | D 8  | D 9  | D 10  |
| 1974 .....  | 1 791   | 1 123  | 3 414  | 301  | 631  | 37  | 7 297   | 457  | 788  | 2 461   |
| 1975 .....  | 1 950   | 1 274  | 4 164  | 339  | 933  | 50  | 8 707   | 172  | 1 385  | 2 855   |
| 1976 .....  | 1 801   | 1 660  | 4 674  | 447  | 1 400  | 53  | 10 035  | 101  | 1 923  | 2 885   |
| 1976 VIII   | 2 336   | 1 503  | 3 844  | 388  | 1 297  | 49  | 9 417   | 169  | 1 923  | 2 858   |
| IX  | 1 826   | 1 533  | 4 369  | 415  | 1 342  | 49  | 9 534   | 199  | 1 923  | 2 840   |
| X   | 1 609   | 1 560  | 4 878  | 421  | 1 356  | 52  | 9 876   | 182  | 1 923  | 2 882   |
| XI  | 1 774   | 1 595  | 4 615  | 432  | 1 315  | 52  | 9 783   | 171  | 1 923  | 2 839   |
| XII   | 1 801   | 1 660  | 4 674  | 447  | 1 400  | 53  | 10 035  | 101  | 1 923  | 2 885   |
| 1977 I  | 1 869   | 1 636  | 4 943  | 440  | 1 308  | 53  | 10 249  | 80   | 1 923  | 2 758   |
| II  | 1 862   | 1 537  | 5 185  | 426  | 1 306  | 60  | 10 476  | 77   | 1 923  | 2 790   |
| III   | 1 927   | 1 692  | 4 582  | 433  | 1 321  | 61  | 10 016  | 87   | 1 923  | 2 845   |
| IV  | 2 050   | 1 733  | 4 092  | 407  | 1 398  | 62  | 9 742   | 94   | 1 923  | 2 924   |
| V   | 1 898   | 1 851  | 4 052  | 377  | 1 437  | 72  | 9 687   | 71   | 2 030  | 2 932   |
| VI  | 1 658   | 1 855  | 4 201  | 362  | 1 459  | 74  | 9 609   | 89   | 2 030  | 3 154   |
| VII   | 1 629   | 1 874  | 4 209  | 364  | 1 498  | 75  | 9 649   | 108  | 2 030  | 3 157   |
| VIII  | 1 579   | 1 857  | 4 327  | 360  | 1 439  | 76  | 9 638   | 91   | 2 131  | 3 022   |
| IX  | 1 994   | 1 854  | 4 143  | 365  | 1 476  | 77  | 9 911   | 95   | 2 134  | 3 079   |
| X   | 1 945   | 1 893  | 4 535  | 363  | 1 467  | 78  | 10 281  | 100  | 2 134  | 3 072   |
| XI  | 1 749   | 1 912  | 4 999  | 364  | 1 428  | 79  | 10 531  | 95   | 2 556  | 3 075   |

| Vuoden ja kuukauden lopussa<br>Vid utgången av<br>At the end of | Liikkeessä olevat talletus-<br>todistukset<br>Utelöpande depositionsbevis<br>Deposit certificates in<br>circulation | Velat rahoituslaitoksille<br>Skulder till finansierings-<br>institut<br>Claims of financial institutions | Velat julkiselle sektorille<br>Skulder till den offentliga<br>sektorn<br>Claims of the public sector | Velat yrityksille<br>Skulder till företag<br>Claims of corporations | Muut velat<br>Övriga skulder<br>Other liabilities | Arvonjärjestelytilit<br>Värderegeringsräkningar<br>Equalization accounts | Oma pääoma<br>Eget kapital<br>Capital accounts | Setelinanto-oikeus<br>Sedelutgivningsrätt<br>Right of note issue | Käytössä oleva setelin-<br>anto-oikeus<br>Utnyttjad sedelutgivningsrätt<br>Utilized right of note issue | Setelinantovara<br>Sedelutgivningsreserv<br>Unused right of note issue |
|---|---|--|--|---|---|--|--|--|---|--|
|   | 1 000 000 mk  |  |  |   |   |  |  |  |   |  |
|   | D 11  | D 12   | D 13   | D 14  | D 15  | D 16   | D 17   | D 18   | D 19  | D 20   |
| 1974 .....  | 1 040   | 9  | 560  | 195   | 17  | 858  | 912  | 3 641  | 2 758   | 883  |
| 1975 .....  | 250   | 29   | 1 301  | 539   | 15  | 331  | 1 831  | 3 782  | 2 848   | 935  |
| 1976 .....  | —   | 1 143  | 1 133  | 308   | 13  | 592  | 1 937  | 3 807  | 2 767   | 1 040  |
| 1976 VIII   | —   | 534  | 1 263  | 301   | 15  | 477  | 1 877  | 4 192  | 2 816   | 1 376  |
| IX  | —   | 785  | 1 188  | 189   | 13  | 507  | 1 890  | 3 700  | 2 823   | 877  |
| X   | —   | 1 008  | 1 130  | 297   | 12  | 534  | 1 400  | 3 499  | 2 842   | 657  |
| XI  | —   | 791  | 1 215  | 352   | 15  | 555  | 1 922  | 3 685  | 2 834   | 851  |
| XII   | —   | 1 143  | 1 133  | 308   | 13  | 592  | 1 937  | 3 807  | 2 767   | 1 040  |
| 1977 I  | —   | 1 675  | 989  | 244   | 13  | 629  | 1 948  | 3 855  | 2 620   | 1 236  |
| II  | —   | 1 867  | 873  | 353   | 13  | 624  | 1 956  | 3 851  | 2 646   | 1 205  |
| III   | 180   | 1 324  | 739  | 307   | 12  | 632  | 1 967  | 3 956  | 2 752   | 1 204  |
| IV  | 180   | 1 065  | 512  | 272   | 14  | 778  | 1 980  | 4 108  | 2 813   | 1 295  |
| V   | 180   | 834  | 581  | 263   | 14  | 790  | 1 992  | 3 932  | 2 812   | 1 120  |
| VI  | 180   | 773  | 430  | 230   | 15  | 807  | 1 901  | 3 685  | 3 039   | 646  |
| VII   | 180   | 802  | 389  | 232   | 16  | 820  | 1 915  | 3 668  | 3 068   | 600  |
| VIII  | 180   | 848  | 353  | 260   | 14  | 811  | 1 928  | 3 595  | 2 890   | 705  |
| IX  | 180   | 1 015  | 343  | 266   | 13  | 843  | 1 943  | 4 005  | 2 963   | 1 042  |
| X   | 180   | 1 377  | 286  | 305   | 13  | 855  | 1 959  | 3 978  | 3 001   | 977  |
| XI  | 180   | 1 143  | 407  | 236   | 13  | 850  | 1 976  | 3 804  | 2 947   | 857  |

|   |             |      |
|---|-------------|------|
| b. Liikepankkien keskuspankkiluoton peruskorko    | 1. 10. 1958 | 7.25 |
| Grundränta för affärsbankernas centralbankskredit | 1. 4. 1959  | 6.75 |
| The official discount rate of the Bank of Finland | 30. 3. 1962 | 8.00 |
|   | 28. 4. 1962 | 7.00 |
|   | 1. 6. 1971  | 8.50 |
|   | 1. 1. 1972  | 7.75 |
|   | 1. 7. 1973  | 9.25 |
|   | 1. 10. 1977 | 8.25 |

## 10. Rahalaitosten ottolainaus yleisöltä — Penninginrättningarnas inlåning från allmänheten — Deposits by the public

| Vuoden ja kuukauden lopussa<br>Vid utgången av<br>At the end of | Liikepankit (ml. OKO)<br>Affärsbanker (inkl. ACA)<br>Commercial banks (incl. OKO) |  |                            | Säästöpankit<br>Sparbanker<br>Savings banks  |  |                            | Osuuskauppojen säästö-<br>kassat — Handelslagens<br>sparkassor — <sup>1)</sup> |  |
|---|---|--|----------------------------|--|--|----------------------------|--|--|
|   | Talletukset<br>Deposi-<br>tioner<br>Deposits                                      | Shekkilitit<br>Check-<br>räkningar<br>Cheque<br>accounts | Yhteensä<br>Summa<br>Total | Talletukset<br>Deposi-<br>tioner<br>Deposits | Shekkilitit<br>Check-<br>räkningar<br>Cheque<br>accounts | Yhteensä<br>Summa<br>Total | SOK:n<br>jäsenosuu-<br>sikaupat<br><sup>2)</sup>                               | OTK:n<br>jäsenosuu-<br>sikaupat<br><sup>2)</sup> |
|   |   |  |                            |  |  |                            | Talletukset<br>Deposi-<br>tioner<br>Deposits                                   | Yhteensä<br>Summa<br>Total                       |
| 1 000 000 mk  |   |  |                            |  |  |                            |  |  |
|   | D 22  | D 23   | D 24                       | D 25   | D 26   | D 27                       | D 28   | D 29   |
| 1971 ....   | 6 961.4   | 1 343.2  | 8 304.6                    | 5 446.4                                      | 207.6  | 5 654.0                    | 357.0  | 285.3  |
| 1972 ....   | 8 095.8   | 1 851.2  | 9 947.0                    | 6 231.8                                      | 296.7  | 6 528.5                    | 412.0  | 308.0  |
| 1973 ....   | 8 989.2   | 2 144.1  | 11 133.3                   | 7 108.5                                      | 451.8  | 7 560.3                    | 466.5  | 338.4  |
| 1974 ....   | 10 213.1  | 2 550.8  | 12 763.9                   | 8 288.3                                      | 541.2  | 8 829.5                    | 538.7  | 382.1  |
| 1975 ....   | 11 763.8  | 3 446.9  | 15 210.7                   | 9 750.5                                      | 661.7  | 10 412.2                   | 665.0  | 428.6  |
| 1976 ....   | 12 788.6  | 3 030.3  | 15 818.9                   | 11 060.8                                     | 689.8  | 11 750.6                   | 773.1  | 481.9  |
| 1976 V  | 11 971.9  | 2 843.3  | 14 815.2                   | 10 173.7                                     | 685.3  | 10 859.0                   | 704.2  | 457.9  |
| VI  | 11 963.1  | 3 003.7  | 14 966.8                   | 10 278.7                                     | 705.1  | 10 983.8                   | 708.7  | 458.1  |
| VII   | 11 965.9  | 2 984.9  | 14 950.8                   | 10 388.9                                     | 672.2  | 11 061.1                   | 724.1  | 460.4  |
| VIII  | 11 988.4  | 3 101.9  | 15 090.3                   | 10 530.7                                     | 722.0  | 11 252.7                   | 730.9  | 463.6  |
| IX  | 11 895.5  | 2 855.6  | 14 751.1                   | 10 544.9                                     | 666.1  | 11 211.0                   | 741.6  | 471.2  |
| X   | 11 986.7  | 2 717.7  | 14 704.4                   | 10 598.4                                     | 665.7  | 11 264.1                   | 754.6  | 475.9  |
| XI  | 12 031.1  | 2 934.2  | 14 965.3                   | 10 768.4                                     | 672.2  | 11 440.6                   | 757.3  | 476.1  |
| XII   | 12 788.6  | 3 030.3  | 15 818.9                   | 11 060.8                                     | 689.8  | 11 750.6                   | 773.1  | 481.9  |
| 1977 I  | 12 718.1  | 2 970.0  | 15 688.1                   | 11 167.6                                     | 664.3  | 11 831.9                   | 790.6  | 491.3  |
| II  | 12 719.4  | 2 829.5  | 15 548.9                   | 11 273.3                                     | 684.7  | 11 958.0                   | 800.0  | 496.2  |
| III   | 12 782.9  | 2 915.5  | 15 698.4                   | 11 362.7                                     | 738.1  | 12 100.8                   | 808.2  | 498.8  |
| IV  | 12 988.0  | 2 924.7  | 15 912.7                   | 11 443.0                                     | 717.5  | 12 160.5                   | 822.7  | 501.2  |
| V   | 13 107.4  | 3 167.3  | 16 274.7                   | 11 597.5                                     | 767.5  | 12 365.0                   | 827.6  | 503.3  |
| VI  | 13 221.5  | 3 200.6  | 16 422.1                   | 11 824.7                                     | 782.4  | 12 607.1                   | 831.7  | 504.9  |
| VII   | 13 339.2  | 2 929.8  | 16 269.0                   | 11 995.9                                     | 788.3  | 12 784.2                   | 837.2  | 510.5  |
| VIII  | 13 428.2  | 3 159.0  | 16 587.2                   | 12 121.9                                     | 835.8  | 12 957.7                   | 839.0  | 508.7  |
| IX  | 13 355.5  | 2 964.4  | 16 319.9                   | 12 123.1                                     | 806.9  | 12 930.0                   | 836.1  | 508.8  |
| X   | 13 428.8  | 3 051.3  | 16 480.1                   | 12 153.9                                     | 844.0  | 12 997.9                   | 840.0  | 511.6  |

| Vuoden ja kuukauden lopussa<br>Vid utgången av<br>At the end of | Osuuspankit<br>Andelsbanker<br>Co-operative banks |  |                            | Postipankki<br>Postbanken                    |  |                            | Kaikkiaan<br>Inalles<br>All banking establishments |  |                            |
|---|---|--|----------------------------|--|--|----------------------------|--|--|----------------------------|
|   | Talletukset<br>Deposi-<br>tioner<br>Deposits      | Shekkilitit<br>Check-<br>räkningar<br>Cheque<br>accounts | Yhteensä<br>Summa<br>Total | Talletukset<br>Deposi-<br>tioner<br>Deposits | Shekkilitit<br>Check-<br>räkningar<br>Cheque<br>accounts | Yhteensä<br>Summa<br>Total | Talletukset<br>Deposi-<br>tioner<br>Deposits       | Shekkilitit<br>Check-<br>räkningar<br>Cheque<br>accounts | Yhteensä<br>Summa<br>Total |
|   |   |  |                            |  |  |                            |  |  |                            |
| 1 000 000 mk  |   |  |                            |  |  |                            |  |  |                            |
|   | D 30  | D 31   | D 32                       | D 33   | D 34   | D 35                       | D 36   | D 37   | D 38                       |
| 1971 ....   | 3 876.6   | 182.7  | 4 059.3                    | 1 491.4                                      | 754.4  | 2 245.8                    | 18 418.1   | 2 487.9  | 20 906.0                   |
| 1972 ....   | 4 499.8   | 223.5  | 4 723.3                    | 1 805.6                                      | 979.2  | 2 784.8                    | 21 353.0   | 3 350.6  | 24 703.6                   |
| 1973 ....   | 5 237.4   | 296.2  | 5 533.6                    | 2 158.7                                      | 1 360.2  | 3 518.9                    | 24 298.7   | 4 252.3  | 28 551.0                   |
| 1974 ....   | 6 307.8   | 385.8  | 6 693.6                    | 2 641.1                                      | 1 638.0  | 4 279.1                    | 28 371.1   | 5 115.8  | 33 486.9                   |
| 1975 ....   | 7 538.4   | 533.8  | 8 072.2                    | 3 170.2                                      | 2 300.7  | 5 470.9                    | 33 316.5   | 6 943.1  | 40 259.6                   |
| 1976 ....   | 8 615.9   | 673.9  | 9 289.8                    | 3 578.2                                      | 2 331.6  | 5 909.8                    | 37 298.5   | 6 725.6  | 44 024.1                   |
| 1976 V  | 7 869.8   | 491.9  | 8 361.7                    | 3 291.6                                      | 2 048.2  | 5 339.8                    | 34 469.1   | 6 068.7  | 40 537.8                   |
| VI  | 7 971.0   | 513.5  | 8 484.5                    | 3 332.6                                      | 1 864.6  | 5 197.2                    | 34 712.2   | 6 086.9  | 40 799.1                   |
| VII   | 8 064.4   | 518.6  | 8 583.0                    | 3 389.8                                      | 1 951.1  | 5 340.9                    | 34 993.5   | 6 126.8  | 41 120.3                   |
| VIII  | 8 215.6   | 551.0  | 8 766.6                    | 3 423.0                                      | 1 968.2  | 5 391.2                    | 35 352.2   | 6 343.1  | 41 695.3                   |
| IX  | 8 286.0   | 572.9  | 8 858.9                    | 3 426.3                                      | 1 934.5  | 5 360.8                    | 35 365.5   | 6 029.1  | 41 394.6                   |
| X   | 8 340.7   | 550.8  | 8 891.5                    | 3 465.5                                      | 1 947.8  | 5 413.3                    | 35 621.8   | 5 882.0  | 41 503.8                   |
| XI  | 8 476.4   | 565.4  | 9 041.8                    | 3 479.9                                      | 1 913.0  | 5 392.9                    | 35 989.2   | 6 084.8  | 42 074.0                   |
| XII   | 8 615.9   | 673.9  | 9 289.8                    | 3 578.2                                      | 2 331.6  | 5 909.8                    | 37 298.5   | 6 725.6  | 44 024.1                   |
| 1977 I  | 8 722.1   | 554.1  | 9 276.2                    | 3 616.5                                      | 2 376.9  | 5 993.4                    | 37 506.2   | 6 565.3  | 44 071.5                   |
| II  | 8 821.0   | 590.9  | 9 411.9                    | 3 673.4                                      | 2 502.1  | 6 175.5                    | 37 783.3   | 6 607.2  | 44 390.5                   |
| III   | 8 887.4   | 611.6  | 9 499.0                    | 3 737.4                                      | 2 350.8  | 6 088.2                    | 38 077.4   | 6 616.0  | 44 693.4                   |
| IV  | 9 015.4   | 589.8  | 9 605.2                    | 3 758.2                                      | 2 385.4  | 6 143.6                    | 38 528.5   | 6 617.4  | 45 145.9                   |
| V   | 9 081.5   | 603.9  | 9 685.4                    | 3 787.1                                      | 2 223.8  | 6 010.9                    | 38 958.4   | 6 708.5  | 45 666.9                   |
| VI  | 9 218.3   | 640.1  | 9 858.4                    | 3 822.2                                      | 2 223.5  | 6 045.7                    | 39 423.3   | 6 846.6  | 46 269.9                   |
| VII   | 9 333.9   | 625.6  | 9 959.5                    | 3 893.8                                      | 2 117.8  | 6 011.6                    | 39 910.5   | 6 461.5  | 46 372.0                   |
| VIII  | 9 478.9   | 656.5  | 10 135.4                   | 3 936.5                                      | 2 024.6  | 5 961.1                    | 40 313.2   | 6 675.9  | 46 989.1                   |
| IX  | 9 477.0   | 649.0  | 10 126.0                   | 3 937.5                                      | 2 046.8  | 5 984.3                    | 40 238.0   | 6 467.1  | 46 705.1                   |
| X   | 9 505.0   | 653.8  | 10 158.8                   | 3 963.1                                      | 2 007.6  | 5 970.7                    | 40 402.4   | 6 556.7  | 46 959.1                   |

Ks. huomautusosasto vuoden ensimmäisessä numerossa — Se notavdelningen i häfte 1 — See note section in the January issue.

<sup>1)</sup> Consumers' co-operative savings funds — <sup>2)</sup> SOK:s medlems-handelslag — Finnish Co-operative Wholesale Society — <sup>3)</sup> OTK:s medlemsandelslag — The Central Co-operative Society OTK.

## 11. Rahalaitosten antolainaus yleisölle — Penninginrättningarnas utlåning till allmänheten — Advances to the public

| Vuoden ja kuukauden lopussa<br>Vid utgången av<br>At the end of | Suomen Pankki<br>Finlands Bank<br>Bank of Finland                        |                        |                            | Liikepankit (ml. OKO)<br>Affärsbanker (inkl. ACA)<br>Commercial banks (incl. OKO) |  |  |                            | Kiinnitys-<br>luotto-<br>pankit<br>Hypoteks-<br>banker — *) | Säästöpankit<br>Sparbanker<br>Savings banks |  |  |                            |
|---|--|------------------------|----------------------------|---|--|--|----------------------------|---|---|--|--|----------------------------|
|   | Diskont.<br>kotim.<br>vekselit<br>Diskont.<br>inhemska<br>växlar —<br>1) | Lainat<br>Lån<br>Loans | Yhteensä<br>Summa<br>Total | Vekselit<br>Växlar<br>Bills   | Shekkitilit<br>Check-<br>räkningar<br>Cheque<br>accounts | Muu lainananto<br>Annan<br>kredit-<br>givning<br>Other<br>advances | Yhteensä<br>Summa<br>Total | Lainat<br>Lån<br>Loans                                      | Vekselit<br>Växlar<br>Bills                 | Shekkitilit<br>Check-<br>räkningar<br>Cheque<br>accounts | Muu lainananto<br>Annan<br>kredit-<br>givning<br>Other<br>advances | Yhteensä<br>Summa<br>Total |
|   | 1 000 000 mk   |                        |                            |   |  |  |                            |   |   |  |  |                            |
|   | D 39   | D 40                   | D 41                       | D 42  | D 43   | D 44   | D 45                       | D 46  | D 47  | D 48   | D 49   | D 50                       |
| 1971 ....   | 121.0  | 219.0                  | 340.0                      | 2 107.1   | 545.0  | 6 581.6  | 9 233.7                    | 1 799.1   | 364.9                                       | 80.0   | 4 350.7  | 4 795.6                    |
| 1972 ....   | 43.5   | 272.2                  | 315.7                      | 1 902.0   | 558.5  | 8 206.8  | 10 667.3                   | 2 374.4   | 441.0                                       | 83.5   | 4 978.5  | 5 503.0                    |
| 1973 ....   | 58.2   | 303.9                  | 362.1                      | 2 442.0   | 671.2  | 10 251.3   | 13 364.5                   | 2 696.4   | 541.1                                       | 101.1  | 5 854.7  | 6 496.9                    |
| 1974 ....   | 108.6  | 291.4                  | 400.0                      | 2 974.5   | 771.3  | 12 123.0   | 15 868.8                   | 3 263.8   | 748.7                                       | 128.9  | 6 838.5  | 7 716.1                    |
| 1975 ....   | 296.2  | 413.6                  | 709.8                      | 3 048.8   | 860.0  | 13 864.0   | 17 772.8                   | 4 129.1   | 933.2                                       | 154.7  | 8 020.4  | 9 108.3                    |
| 1976 ....   | 633.2  | 568.9                  | 1 202.1                    | 3 065.7   | 1 006.9  | 15 017.6   | 19 090.2                   | 4 572.7   | 1 124.5                                     | 196.4  | 9 295.0  | 10 615.9                   |
| 1976 V  | 482.0  | 484.5                  | 966.5                      | 2 974.5   | 954.7  | 14 208.5   | 18 137.7                   | 4 378.1   | 1 014.5                                     | 158.9  | 8 474.5  | 9 647.9                    |
| VI  | 514.6  | 499.8                  | 1 014.4                    | 3 097.1   | 987.5  | 14 310.9   | 18 395.5                   | 4 409.4   | 1 024.1                                     | 165.5  | 8 537.9  | 9 727.5                    |
| VII   | 580.3  | 497.2                  | 1 077.5                    | 3 022.4   | 881.8  | 14 307.4   | 18 211.6                   | 4 479.9   | 1 031.4                                     | 166.2  | 8 633.0  | 9 830.6                    |
| VIII  | 585.3  | 503.3                  | 1 088.6                    | 2 969.1   | 994.0  | 14 345.7   | 18 308.8                   | 4 507.6   | 1 043.3                                     | 161.8  | 8 759.5  | 9 964.6                    |
| IX  | 610.2  | 527.8                  | 1 138.0                    | 2 978.1   | 1 026.6  | 14 448.7   | 18 453.4                   | 4 470.2   | 1 058.4                                     | 182.7  | 8 906.7  | 10 147.8                   |
| X   | 609.1  | 543.1                  | 1 152.2                    | 3 014.1   | 1 027.6  | 14 616.2   | 18 657.9                   | 4 465.9   | 1 071.3                                     | 175.3  | 9 031.9  | 10 278.5                   |
| XI  | 557.6  | 555.9                  | 1 113.5                    | 3 050.7   | 1 006.7  | 14 733.2   | 18 790.6                   | 4 485.3   | 1 065.2                                     | 179.6  | 9 173.0  | 10 417.8                   |
| XII   | 633.2  | 568.9                  | 1 202.1                    | 3 065.7   | 1 006.9  | 15 017.6   | 19 090.2                   | 4 572.7   | 1 124.5                                     | 196.4  | 9 295.0  | 10 615.9                   |
| 1977 I  | 546.3  | 562.5                  | 1 108.8                    | 3 100.2   | 1 026.3  | 15 049.3   | 19 175.8                   | 4 616.4   | 1 106.6                                     | 195.7  | 9 381.0  | 10 683.3                   |
| II  | 536.1  | 575.1                  | 1 111.2                    | 3 098.1   | 1 020.7  | 15 085.6   | 19 204.4                   | 4 610.0   | 1 104.1                                     | 202.9  | 9 456.0  | 10 763.0                   |
| III   | 556.2  | 574.8                  | 1 131.0                    | 3 049.7   | 1 026.4  | 15 131.6   | 19 207.7                   | 4 580.2   | 1 095.6                                     | 204.8  | 9 503.4  | 10 803.8                   |
| IV  | 583.2  | 626.3                  | 1 209.5                    | 3 040.7   | 1 012.7  | 15 242.6   | 19 296.0                   | 4 632.8   | 1 119.8                                     | 199.8  | 9 568.5  | 10 888.1                   |
| V   | 597.0  | 651.5                  | 1 248.5                    | 3 031.5   | 966.2  | 15 334.6   | 19 332.3                   | 4 664.6   | 1 154.6                                     | 198.7  | 9 704.2  | 11 057.5                   |
| VI  | 592.0  | 685.0                  | 1 277.0                    | 3 022.6   | 1 043.9  | 15 447.0   | 19 513.5                   | 4 751.3   | 1 159.6                                     | 206.6  | 9 787.7  | 11 153.9                   |
| VII   | 624.1  | 691.6                  | 1 315.7                    | 3 025.3   | 1 003.0  | 15 535.0   | 19 563.3                   | 4 787.4   | 1 178.7                                     | 205.2  | 9 881.5  | 11 265.4                   |
| VIII  | 555.7  | 703.5                  | 1 259.2                    | 3 048.9   | 1 042.1  | 15 701.3   | 19 792.3                   | 4 818.3   | 1 206.1                                     | 215.5  | 10 011.2   | 11 432.8                   |
| IX  | 523.1  | 718.8                  | 1 241.9                    | 3 071.6   | 1 042.9  | 15 911.4   | 20 025.9                   | 4 831.3   | 1 231.6                                     | 224.1  | 10 187.3   | 11 643.0                   |
| X   | 521.5  | 713.4                  | 1 234.9                    | 3 141.6   | 1 098.3  | 16 030.1   | 20 270.0                   | 4 864.6   | 1 250.6                                     | 223.5  | 10 352.2   | 11 826.3                   |

| Vuoden ja kuukauden lopussa<br>Vid utgången av<br>At the end of | Osuuspankit<br>Andelsbanker<br>Co-operative banks |  |  |                            | Postpankki<br>Postbanken    |  |  |                            | Kaikkiaan<br>Inalles<br>All banking establishments |  |  |                            |
|---|---|--|--|----------------------------|-----------------------------|--|--|----------------------------|--|--|--|----------------------------|
|   | Vekselit<br>Växlar<br>Bills                       | Shekkitilit<br>Check-<br>räkningar<br>Cheque<br>accounts | Muu lainananto<br>Annan<br>kredit-<br>givning<br>Other<br>advances | Yhteensä<br>Summa<br>Total | Vekselit<br>Växlar<br>Bills | Siirtotilit<br>Giro-<br>konton<br>Giro<br>accounts | Muu lainananto<br>Annan<br>kredit-<br>givning<br>Other<br>advances | Yhteensä<br>Summa<br>Total | Vekselit<br>Växlar<br>Bills                        | Shekkitilit<br>Check-<br>räkningar<br>Cheque<br>accounts | Muu lainananto<br>Annan<br>kredit-<br>givning<br>Other<br>advances | Yhteensä<br>Summa<br>Total |
|   | 1 000 000 mk                                      |  |  |                            |                             |  |  |                            |  |  |  |                            |
|   | D 51  | D 52   | D 53   | D 54                       | D 55                        | D 56   | D 57   | D 58                       | D 59   | D 60   | D 61   | D 62                       |
| 1971 ....   | 415.9   | 88.1   | 3 330.0  | 3 834.0                    | 17.1                        | 56.1   | 1 673.4  | 1 746.6                    | 3 026.0  | 769.2  | 17 953.8   | 21 749.0                   |
| 1972 ....   | 488.3   | 102.5  | 3 891.8  | 4 482.6                    | 33.9                        | 55.0   | 2 155.9  | 2 244.8                    | 2 908.7  | 799.5  | 21 879.6   | 25 587.8                   |
| 1973 ....   | 589.6   | 115.3  | 4 597.4  | 5 302.3                    | 98.7                        | 85.5   | 3 274.4  | 3 398.6                    | 3 729.6  | 973.1  | 26 918.1   | 31 620.8                   |
| 1974 ....   | 807.5   | 129.0  | 5 520.0  | 6 456.5                    | 105.9                       | 110.7  | 4 400.5  | 4 617.1                    | 4 745.2  | 1 139.9  | 32 437.2   | 38 322.3                   |
| 1975 ....   | 876.6   | 156.6  | 6 765.6  | 7 797.8                    | 255.7                       | 122.8  | 5 109.3  | 5 487.8                    | 5 409.5  | 1 294.1  | 38 302.0   | 45 005.6                   |
| 1976 ....   | 1 045.2   | 176.9  | 8 024.9  | 9 247.0                    | 331.5                       | 211.0  | 5 469.7  | 6 012.2                    | 6 200.1  | 1 591.2  | 42 988.8   | 50 740.1                   |
| 1976 V  | 844.9   | 163.3  | 7 170.2  | 8 178.4                    | 320.1                       | 157.0  | 5 219.6  | 5 696.7                    | 5 636.0  | 1 433.9  | 39 935.4   | 47 005.3                   |
| VI  | 870.2   | 167.9  | 7 241.3  | 8 279.4                    | 376.0                       | 149.5  | 5 253.8  | 5 779.3                    | 5 882.0  | 1 470.4  | 40 253.1   | 47 605.5                   |
| VII   | 878.5   | 166.1  | 7 331.4  | 8 376.0                    | 375.9                       | 163.2  | 5 305.1  | 5 844.2                    | 5 888.5  | 1 377.3  | 40 554.0   | 47 819.8                   |
| VIII  | 881.9   | 165.6  | 7 457.8  | 8 505.3                    | 381.5                       | 198.1  | 5 305.5  | 5 885.1                    | 5 861.1  | 1 519.5  | 40 879.4   | 48 260.0                   |
| IX  | 897.2   | 169.9  | 7 616.7  | 8 683.8                    | 374.9                       | 220.3  | 5 342.7  | 5 937.9                    | 5 918.8  | 1 599.5  | 41 312.8   | 48 831.1                   |
| X   | 929.5   | 170.8  | 7 754.5  | 8 854.8                    | 365.7                       | 215.8  | 5 357.6  | 5 939.1                    | 5 989.7  | 1 589.5  | 41 769.2   | 49 348.4                   |
| XI  | 940.3   | 169.6  | 7 889.9  | 8 999.8                    | 398.6                       | 224.9  | 5 422.8  | 6 046.3                    | 6 012.4  | 1 580.8  | 42 260.1   | 49 853.3                   |
| XII   | 1 045.2   | 176.9  | 8 024.9  | 9 247.0                    | 331.5                       | 211.0  | 5 469.7  | 6 012.2                    | 6 200.1  | 1 591.2  | 42 988.8   | 50 740.1                   |
| 1977 I  | 967.8   | 188.0  | 8 115.1  | 9 270.9                    | 271.5                       | 221.0  | 5 551.5  | 6 044.0                    | 5 992.4  | 1 631.0  | 43 275.8   | 50 899.2                   |
| II  | 941.3   | 192.5  | 8 142.3  | 9 276.1                    | 246.7                       | 234.8  | 5 589.2  | 6 070.7                    | 5 926.3  | 1 650.9  | 43 458.2   | 51 035.4                   |
| III   | 922.3   | 196.5  | 8 159.9  | 9 278.7                    | 281.0                       | 216.9  | 5 597.2  | 6 095.1                    | 5 904.8  | 1 644.6  | 43 547.1   | 51 096.5                   |
| IV  | 911.7   | 192.1  | 8 208.6  | 9 312.4                    | 311.4                       | 171.0  | 5 595.2  | 6 077.6                    | 5 966.8  | 1 575.6  | 43 874.0   | 51 416.4                   |
| V   | 924.9   | 191.0  | 8 289.4  | 9 405.3                    | 312.1                       | 216.5  | 5 668.5  | 6 197.1                    | 6 020.1  | 1 572.4  | 44 312.8   | 51 905.3                   |
| VI  | 971.3   | 199.9  | 8 372.9  | 9 544.1                    | 304.4                       | 213.1  | 5 678.9  | 6 196.4                    | 6 049.9  | 1 663.5  | 44 722.8   | 52 436.2                   |
| VII   | 1 001.9   | 195.6  | 8 470.8  | 9 668.3                    | 285.7                       | 198.3  | 5 669.5  | 6 153.5                    | 6 115.7  | 1 602.1  | 45 035.8   | 52 753.6                   |
| VIII  | 1 000.2   | 205.7  | 8 584.9  | 9 790.8                    | 260.0                       | 233.3  | 5 681.7  | 6 175.0                    | 6 070.9  | 1 696.6  | 45 500.9   | 53 268.4                   |
| IX  | 1 013.6   | 214.4  | 8 734.0  | 9 962.0                    | 288.9                       | 207.9  | 5 739.8  | 6 236.6                    | 6 128.8  | 1 689.3  | 46 122.6   | 53 940.7                   |
| X   | 1 039.5   | 212.8  | 8 867.5  | 10 119.8                   | 329.4                       | 217.5  | 5 796.0  | 6 342.9                    | 6 282.6  | 1 752.1  | 46 623.8   | 54 658.5                   |

Ks. huomautusosasto vuoden ensimmäisessä numerossa — Se notavdelningen i häfte 1 — See note section in the January issue.

\*) Inland bills discounted — \*) Mortgage banks.

12. Suomen Pankin avista myyntikurssit — Finlands Banks avista försäljningskurser — Avista rates of exchange of the Bank of Finland

| Päivä-<br>määrä<br>Datum<br>Date | New<br>York<br>(1 \$) | Mont-<br>real<br>(1 C\$) | Lontoo<br>London<br>(1 £) | Tuk-<br>holma<br>Stock-<br>holm<br>(100<br>Skr) | Oslo<br>(100<br>Nkr) | Kööpen-<br>hamina<br>Köpen-<br>hamn<br>Copen-<br>hagen<br>(100Dkr) | Frank-<br>furt<br>a/M.<br>(100<br>DM) | Amster-<br>dam<br>(100 Fl) | Bryssel<br>Brussels<br>(100<br>Bfr) | Zü-<br>rich<br>(100<br>Sfr) | Pariisi<br>Paris<br>(100<br>FF) | Rooma<br>Roma<br>(100<br>Lit) | Wien<br>Vien-<br>na<br>(100<br>Sch) | Lissa-<br>bon<br>Lisbon<br>(100<br>Esc.) | Moskova<br>Moskva<br>(Clea-<br>ring,<br>1 Rbl) |
|----------------------------------|-----------------------|--------------------------|---------------------------|---|----------------------|--|---------------------------------------|----------------------------|-------------------------------------|-----------------------------|---------------------------------|-------------------------------|-------------------------------------|--|--|
|                                  | D 63                  | D 64                     | D 65                      | D 66  | D 67                 | D 68   | D 69                                  | D 70                       | D 71                                | D 72                        | D 73                            | D 74                          | D 75                                | D 76                                     | D 77   |
| 1971 31/12                       | 4.152                 | 4.148                    | 10.605                    | 85.40   | 61.95                | 58.80  | 127.15                                | 127.85                     | 9.270                               | 106.00                      | 179.70                          | 0.699                         | 17.55                               | 15.35                                    | 4.960  |
| 1972 31/12                       | 4.178                 | 4.200                    | 9.815                     | 88.15   | 62.95                | 61.05  | 130.57                                | 129.35                     | 1) 9.470                            | 110.82                      | 181.75                          | 0.717                         | 18.06                               | 15.60                                    | 4.960  |
| 1973 31/12                       | 3.854                 | 3.870                    | 8.940                     | 84.20   | 67.35                | 61.50  | 142.70                                | 136.70                     | 1) 9.350                            | 118.80                      | 181.95                          | 0.637                         | 19.52                               | 15.10                                    | 5.120  |
| 1974 31/12                       | 3.560                 | 3.600                    | 8.380                     | 87.65   | 68.60                | 63.50  | 148.50                                | 142.80                     | 1) 9.900                            | 141.00                      | 80.30                           | 0.555                         | 20.95                               | 14.60                                    | 4.877  |
| 1975 31/12                       | 3.859                 | 3.800                    | 7.805                     | 87.90   | 69.25                | 62.60  | 147.45                                | 143.70                     | 1) 9.770                            | 147.50                      | 86.40                           | 0.567                         | 20.92                               | 14.25                                    | 5.091  |
| 1976 31/12                       | 3.776                 | 3.730                    | 6.430                     | 91.70   | 73.10                | 65.50  | 160.40                                | 153.80                     | 1) 10.530                           | 154.60                      | 76.10                           | 0.432                         | 22.60                               | 12.03                                    | 5.089  |
| 1976 30/6                        | 3.896                 | 4.027                    | 6.940                     | 87.70   | 70.20                | 63.50  | 151.50                                | 142.50                     | 1) 9.840                            | 157.70                      | 82.20                           | 0.466                         | 21.20                               | 12.40                                    | 5.153  |
| 30/7                             | 3.888                 | 3.990                    | 6.940                     | 87.60   | 70.40                | 63.60  | 153.00                                | 143.70                     | 1) 9.900                            | 157.00                      | 79.00                           | 0.467                         | 21.55                               | 12.47                                    | 5.143  |
| 31/8                             | 3.897                 | 3.968                    | 6.918                     | 88.70   | 70.90                | 64.40  | 154.55                                | 147.50                     | 1) 10.070                           | 157.50                      | 79.50                           | 0.463                         | 21.85                               | 12.55                                    | 5.155  |
| 30/9                             | 3.874                 | 3.980                    | 6.460                     | 90.50   | 72.60                | 65.70  | 158.10                                | 150.90                     | 1) 10.220                           | 157.90                      | 78.70                           | 0.454                         | 22.28                               | 12.45                                    | 5.148  |
| 29/10                            | 3.855                 | 3.970                    | 6.200                     | 91.50   | 73.10                | 65.60  | 160.55                                | 153.40                     | 1) 10.450                           | 158.50                      | 77.30                           | 0.449                         | 22.63                               | 12.37                                    | 5.140  |
| 29/11                            | 3.832                 | 3.790                    | 6.320                     | 91.60   | 73.50                | 65.20  | 159.70                                | 152.90                     | 1) 10.440                           | 157.20                      | 76.80                           | 0.445                         | 22.50                               | 12.20                                    | 5.109  |
| 31/12                            | 3.776                 | 3.730                    | 6.430                     | 91.70   | 73.10                | 65.50  | 160.40                                | 153.80                     | 1) 10.530                           | 154.60                      | 76.10                           | 0.432                         | 22.60                               | 12.03                                    | 5.089  |
| 1977 31/1                        | 3.840                 | 3.760                    | 6.585                     | 90.00   | 72.20                | 64.90  | 158.90                                | 151.70                     | 1) 10.340                           | 152.70                      | 77.30                           | 0.436                         | 22.30                               | 11.93                                    | 5.120  |
| 29/2                             | 3.820                 | 3.645                    | 6.540                     | 90.40   | 72.50                | 65.00  | 159.80                                | 153.10                     | 1) 10.430                           | 149.60                      | 76.70                           | 0.436                         | 22.50                               | —  | 5.093  |
| 31/3                             | 3.809                 | 3.610                    | 6.560                     | 90.80   | 72.90                | 65.20  | 159.80                                | 153.00                     | 1) 10.450                           | 150.00                      | 76.80                           | 0.432                         | 22.50                               | 9.89                                     | 5.105  |
| 29/4                             | 4.060                 | 3.875                    | 6.990                     | 93.70   | 77.10                | 68.20  | 172.50                                | 165.90                     | 1) 11.300                           | 161.00                      | 82.00                           | 0.460                         | 24.25                               | 10.55                                    | 5.442  |
| 31/5                             | 4.088                 | 3.890                    | 7.025                     | 93.55   | 77.70                | 68.10  | 173.80                                | 166.00                     | 1) 11.350                           | 163.30                      | 82.60                           | 0.464                         | 24.40                               | 10.60                                    | 5.502  |
| 30/6                             | 4.061                 | 3.825                    | 6.990                     | 92.45   | 76.50                | 67.40  | 174.04                                | 164.20                     | 1) 11.330                           | 165.15                      | 82.75                           | 0.464                         | 24.48                               | 10.63                                    | 5.473  |
| 29/7                             | 4.033                 | 3.780                    | 7.010                     | 92.70   | 76.80                | 67.60  | 177.10                                | 165.80                     | 1) 11.480                           | 168.10                      | 83.00                           | 0.460                         | 24.93                               | 10.50                                    | 5.495  |
| 26/8                             | 4.045                 | 3.765                    | 7.050                     | 91.80   | 76.40                | 67.20  | 175.00                                | 165.60                     | 1) 11.400                           | 170.00                      | 82.60                           | 0.460                         | 24.65                               | 10.50                                    | 5.583  |
| 30/9                             | 4.164                 | 3.885                    | 7.275                     | 86.20   | 75.80                | 67.70  | 180.40                                | 169.50                     | 1) 11.680                           | 178.30                      | 85.00                           | 0.473                         | 25.20                               | 10.25                                    | 5.673  |
| 31/10                            | 4.150                 | 3.750                    | 7.605                     | 86.80   | 76.20                | 68.20  | 184.50                                | 171.60                     | 1) 11.820                           | 186.20                      | 86.00                           | 0.475                         | 25.90                               | 10.30                                    | 5.658  |
| 30/11                            | 4.204                 | 3.795                    | 7.635                     | 87.50   | 77.90                | 68.50  | 189.10                                | 175.00                     | 1) 12.000                           | 194.80                      | 86.70                           | 0.480                         | 26.45                               | 10.40                                    | 5.823  |

13. Kotimainen clearingliike  
Inhemsk clearingörelse  
Domestic clearing accounts

| Vuosi ja<br>kuukausi<br>År och månad<br>Year and month | Postivekselit, shekit ja<br>siirtomääräykset<br>Postremissväxlar, checker<br>och kontokreditörelser<br>Bankers' drafts, cheques and<br>transfer orders |  |
|--|--|--|
|  | Luku<br>Antal 1 000<br>No.   | Määrä<br>Belopp<br>Total sum<br>Milj. mk |
|  | D 78   | D 79                                     |
| 1972 .....   | 26 490   | 78 457                                   |
| 1973 .....   | 28 789   | 98 401                                   |
| 1974 .....   | 32 500   | 130 189                                  |
| 1975 .....   | 35 234   | 158 731                                  |
| 1976 .....   | 40 850   | 180 692                                  |
| 1976 III ..  | 3 414  | 14 082                                   |
| IV ..  | 3 535  | 14 305                                   |
| V ..   | 3 325  | 14 103                                   |
| VI ..  | 3 481  | 14 898                                   |
| VII ..   | 3 371  | 15 406                                   |
| VIII ..  | 3 508  | 14 744                                   |
| IX ..  | 3 505  | 15 572                                   |
| X ..   | 3 426  | 15 874                                   |
| XI ..  | 3 635  | 16 464                                   |
| XII ..   | 3 825  | 18 561                                   |
| 1977 I ..  | 3 226  | 15 996                                   |
| II ..  | 3 225  | 14 846                                   |
| III ..   | 3 979  | 16 925                                   |
| IV ..  | 3 289  | 15 278                                   |
| V ..   | 3 588  | 16 361                                   |
| VI ..  | 3 816  | 17 340                                   |
| VII ..   | 3 435  | 16 702                                   |
| VIII ..  | 3 858  | 17 455                                   |
| IX ..  | 4 136  | 17 881                                   |
| X ..   | 3 533  | 17 768                                   |
| XI ..  | 3 689  | 17 726                                   |

14. Postisiirtoliike  
Postgirorörelsen  
Post-office giro accounts

| Siirtotilit<br>Girokonton<br>Giro accounts |  | Tilitapahtumat<br>(panot ja otot)<br>Transaktioner<br>(in- och utbetalningar)<br>Transactions (deposits<br>and withdrawals) |  |
|--|--|---|--|
| Luku<br>Antal<br>No.                       | Määrä<br>Belopp<br>Total sum<br>Milj. mk | Luku<br>Antal 1 000<br>No.  | Määrä<br>Belopp<br>Total sum<br>Milj. mk |
| D 80                                       | D 81                                     | D 82  | D 83                                     |
| 124 619                                    | 1 651                                    | 109 231   | 256 280                                  |
| 123 177                                    | 2 012                                    | 120 209   | 330 208                                  |
| 127 139                                    | 2 370                                    | 129 940   | 422 397                                  |
| 128 921                                    | 3 167                                    | 137 289   | 593 292                                  |
| 128 332                                    | 3 160                                    | 141 129   | 766 994                                  |
| 129 084                                    | 2 624                                    | 14 461  | 62 173                                   |
| 128 791                                    | 2 860                                    | 11 964  | 59 833                                   |
| 128 540                                    | 2 804                                    | 11 539  | 60 045                                   |
| 128 672                                    | 2 609                                    | 11 402  | 62 484                                   |
| 128 716                                    | 2 586                                    | 9 584   | 63 687                                   |
| 128 766                                    | 2 701                                    | 9 561   | 63 568                                   |
| 128 834                                    | 2 538                                    | 11 225  | 63 441                                   |
| 128 890                                    | 2 530                                    | 11 174  | 62 619                                   |
| 128 833                                    | 2 560                                    | 12 129  | 66 878                                   |
| 128 332                                    | 3 160                                    | 14 070  | 84 682                                   |
| 127 619                                    | 3 052                                    | 11 465  | 61 905                                   |
| 127 618                                    | 3 284                                    | 13 125  | 67 769                                   |
| 127 655                                    | 2 937                                    | 15 173  | 79 170                                   |
| 127 345                                    | 3 112                                    | 10 861  | 66 537                                   |
| 126 706                                    | 2 926                                    | 11 826  | 68 748                                   |
| 126 640                                    | 3 007                                    | 11 189  | 70 889                                   |
| 126 607                                    | 2 781                                    | 9 462   | 68 475                                   |
| 126 535                                    | 2 623                                    | 10 506  | 67 587                                   |
| 126 305                                    | 2 845                                    | 10 714  | 64 624                                   |
| 126 247                                    | 2 837                                    | 12 117  | 70 112                                   |
| 125 742                                    | 2 615                                    | 11 773  | 69 415                                   |

15. Protestoidut vekselit ja  
tratat — Proteresterade väx-  
lar och trattor  
Protested bills of exchange  
and drafts

| Vekselit<br>Växlar<br>Bills of<br>exchange | Tratat<br>Trattor<br>Drafts | Yhteensä<br>Summa<br>Total |
|--|-----------------------------|----------------------------|
| D 84                                       | D 85                        | D 86                       |
| 10 532                                     | 8 780                       | 19 313                     |
| 10 094                                     | 8 398                       | 18 491                     |
| 11 737                                     | 12 970                      | 24 707                     |
| 14 686                                     | 18 529                      | 33 215                     |
| 16 643                                     | 20 180                      | 36 824                     |
| 1 217                                      | 1 529                       | 2 746                      |
| 1 660                                      | 1 205                       | 2 865                      |
| 1 221                                      | 1 200                       | 2 422                      |
| 1 279                                      | 2 569                       | 3 848                      |
| 1 223                                      | 1 442                       | 2 665                      |
| 1 486                                      | 1 887                       | 3 372                      |
| 1 334                                      | 1 534                       | 2 868                      |
| 1 624                                      | 1 791                       | 3 415                      |
| 1 148                                      | 1 826                       | 2 974                      |
| 2 430                                      | 2 023                       | 4 453                      |
| *1 782                                     | *2 365                      | *4 147                     |
| *1 874                                     | *2 249                      | *4 123                     |
| *1 608                                     | *2 931                      | *4 539                     |
| *1 892                                     | *1 829                      | *3 721                     |
| *1 696                                     | *2 072                      | *3 768                     |
| *1 788                                     | *1 954                      | *3 741                     |
| *1 366                                     | *1 500                      | *2 865                     |
| *1 521                                     | *1 433                      | *2 954                     |
| *1 567                                     | *1 777                      | *3 344                     |
| *2 221                                     | *1 999                      | *4 220                     |
| * 796                                      | *1 792                      | *2 587                     |

Ks. huomautusosasto vuoden ensimmäisessä numerossa — Se notavdelningen i häfte 1 — See note section in the January issue.

1) Kaupallinen kurssi. Ei kaupallinen kurssi, ks. Suomen Pankin tiedote: Viralliset myyntikurssit — Kommerciell kurs. Okommerciell kurs, se Finlands Banks rapport över officiella försäljningskurser — Commercial rate. Financial rate, see Report of the Bank of Finland on the official selling rates.

## 16. Helsingin arvopaperipörssi — Helsingfors Fondbörs — Helsinki Stock Exchange

| Vuosi ja kuukausi<br>År och månad<br>Year and month | Myynti — Försäljning — Sales |   |   |  |                                 | Unitaksen osakeindeksi — Unitas aktieindex — Unitas share index 1975 = 100 *) |   |  |   |
|---|------------------------------|---|---|--|---------------------------------|---|---|--|---|
|   | Osakkeet<br>Aktier<br>Shares | Merkitä-<br>oikeudet<br>Tecknings-<br>rätter<br>Subscription rights | Deben-<br>tuurit<br>Deben-<br>turerna<br>Debentures | Obli-<br>gaattot<br>Obliga-<br>tioner<br>Bonds | Yh-<br>teensä<br>Summa<br>Total | Pankki<br>Banker<br>Banks   | Teolli-<br>suus<br>In-<br>dustri<br>In-<br>dustry | Kauppa<br>ja lii-<br>kenne *)<br>Handel<br>o. sam-<br>färdsel *)<br>Trade and<br>trans-<br>port *) | Yleis-<br>indeksi<br>Gene-<br>ral-<br>index<br>General<br>index |
|   | 1 000 mk                     |   |   |  |                                 | (26.58)   | (66.33)   | (5.14)   |   |
|   | D 87                         | D 88  | D 89  | D 90   | D 91                            | D 92  | D 93  | D 94   | D 95  |
| 1972 .....  | 109 465                      | 36 539  | 4 389   | 16 500   | 166 893                         | 64  | 74  | 94   | 72  |
| 1973 .....  | 204 003                      | 61 373  | 6 168   | 19 496   | 291 040                         | 131   | 114   | 132  | 120   |
| 1974 .....  | 147 046                      | 42 668  | 3 181   | 16 072   | 208 967                         | 124   | 111   | 110  | 114   |
| 1975 .....  | 143 081                      | 48 683  | 2 713   | 13 446   | 207 923                         | 100   | 100   | 100  | 100   |
| 1976 .....  | 136 877                      | 16 418  | 2 773   | 16 063   | 172 131                         | 87  | 90  | 94   | 89  |
| 1976 VI   | 11 328                       | 161   | 120   | 690  | 12 299                          | 84  | 89  | 96   | 88  |
| VII   | 8 279                        | 142   | 133   | 898  | 9 452                           | 84  | 91  | 95   | 89  |
| VIII  | 8 280                        | 385   | 175   | 883  | 9 723                           | 83  | 87  | 96   | 87  |
| IX  | 13 458                       | 1 662   | 360   | 1 577  | 17 057                          | 82  | 87  | 95   | 86  |
| X   | 11 069                       | 805   | 470   | 1 815  | 14 159                          | 79  | 86  | 91   | 84  |
| XI  | 11 535                       | 772   | 132   | 2 679  | 15 119                          | 77  | 81  | 88   | 80  |
| XII   | 12 388                       | 227   | 323   | 1 889  | 14 827                          | 76  | 79  | 88   | 79  |
| 1977 I  | 8 616                        | 418   | 215   | 1 986  | 11 235                          | 77  | 82  | 91   | 81  |
| II  | 7 891                        | 383   | 49  | 3 791  | 12 113                          | 75  | 78  | 90   | 78  |
| III   | 10 812                       | 627   | 49  | 2 000  | 13 487                          | 76  | 78  | 91   | 78  |
| IV  | 9 850                        | 201   | 75  | 1 759  | 11 884                          | 75  | 78  | 92   | 78  |
| V   | 8 668                        | —   | 142   | 2 817  | 11 626                          | 72  | 76  | 92   | 76  |
| VI  | 11 631                       | —   | 1 052   | 3 505  | 16 189                          | 70  | 74  | 93   | 74  |
| VII   | 4 895                        | —   | 99  | 3 490  | 8 484                           | 70  | 74  | 92   | 74  |
| VIII  | 6 604                        | —   | 323   | 3 464  | 10 391                          | 71  | 73  | 94   | 73  |
| IX  | 9 646                        | 38  | 1 529   | 5 455  | 16 668                          | 69  | 70  | 95   | 71  |
| X   | 10 498                       | 29  | 1 534   | 7 122  | 19 184                          | 67  | 66  | 93   | 68  |
| XI  | 16 958                       | 27  | 969   | 7 206  | 25 161                          | 66  | 66  | 93   | 68  |

17. Henkivakuutusyhtiöiden hankinta — Livförsäkringsbolagens nyanskaffning  
Life insurance policies

| Luku<br>Antal<br>Number | Uusia vakuutuksia — Nya försäkringar — Policies granted          |   | Koko va-<br>kuutuskan-<br>nan maksu-<br>tulo — Hela<br>försäkrings-<br>beständets<br>premiein-<br>komster—*) |         |
|-------------------------|--|---|--|---------|
|                         | Vakuutus-<br>summa<br>Försäkrings-<br>beständ<br>Sums<br>assured | Maksutulo*)<br>Premie-<br>inkomster*)<br>Premium<br>income *) |  |         |
|                         | 1 000 000 mk   |   |  |         |
|                         | D 96   | D 97  | D 98   | D 99    |
|                         | 82 026   | 1 390.2   | 16 527   | ..      |
|                         | 77 583   | 1 520.6   | 22 285   | ..      |
|                         | 63 107   | 1 399.6   | 24 982   | ..      |
|                         | 73 873   | 1 560.6   | 30 575   | 283 948 |
|                         | 70 279   | 1 460.0   | 32 685   | 318 323 |
| 1976                    | 5 332  | 125.1   | 2 261  | 22 069  |
| VII                     | 2 752  | 64.7  | 1 383  | 20 456  |
| VIII                    | 4 369  | 93.4  | 1 897  | 24 522  |
| IX                      | 6 245  | 128.2   | 2 546  | 30 012  |
| X                       | 6 642  | 127.1   | 3 309  | 27 678  |
| XI                      | 5 910  | 118.6   | 3 011  | 26 044  |
| XII                     | 6 889  | 149.6   | 5 533  | 45 127  |
| 1977                    | 5 220  | 100.3   | 2 528  | 20 365  |
| II                      | 5 637  | 118.4   | 2 547  | 25 439  |
| III                     | 5 845  | 130.0   | 3 229  | 36 045  |
| IV                      | 4 442  | 100.7   | 2 455  | 24 785  |
| V                       | 5 576  | 138.4   | 3 189  | 27 529  |
| VI                      | 5 042  | 117.9   | 3 275  | 24 707  |
| VII                     | 2 797  | 64.9  | 1 768  | 22 222  |
| VIII                    | 4 300  | 89.2  | 2 416  | 28 869  |
| IX                      | 4 366  | 117.9   | 2 974  | 31 386  |
| X                       | 4 683  | 120.4   | 2 779  | 27 420  |

## 18. Valtionrautatiet — Statsjärnvägarna — State railways

| Vuosi ja kuukausi<br>År och månad<br>Year and month | Kaupallinen liikenne — Kommersiell trafik — Commercial traffic   |  |   |   |  | Tuotot<br>kaikkiaan<br>Summa<br>intäkter<br>Total<br>income | Kulut<br>Kostnader<br>Costs | Ylijäämä (+)<br>tai alijäämä<br>(—)<br>Överskott (+)<br>eller under-<br>skott (—)<br>Net surplus (+)<br>or deficit (—) |          |         |
|---|--|--|---|---|--|---|-----------------------------|--|----------|---------|
|   | Matkojen<br>luku<br>Resorernas<br>antal<br>Number<br>of journeys | Henkilö<br>kilometrejä<br>Person<br>kilometer<br>Passenger<br>kilometres | Kuljetettu tavaramäärä<br>Befodrat goods<br>Freight carried | Henkilö-<br>liikennetuotot<br>Intäkter av<br>persontrafiken<br>Income from<br>passenger traffic | Tavara-<br>liikennetuotot<br>Intäkter av<br>godstrafiken<br>Income from<br>freight traffic |   |                             |  |          |         |
|   | 1 000  | 1 000 000  | 1 000 t   | 1 000 000 t-km  | 1 000 000 mk   |   |                             |  |          |         |
|   | E 1  | E 2  | E 3   | E 4   | E 5  | E 6   | E 7                         | E 8  | E 9      |         |
| 1973 .....  | 29 635   | 2 773.2  | 26 515  | 7 011   | 159.86   | 507.80  | 720.69                      | 847.70   | — 127.01 |         |
| 1974 .....  | 32 793   | 3 046.9  | 27 293  | 7 486   | 196.04   | 612.73  | 867.93                      | 1 064.75   | — 196.82 |         |
| 1975 .....  | 35 546   | 3 135.1  | 22 657  | 6 438   | 237.47   | 653.33  | 963.69                      | 1 331.64   | — 367.95 |         |
| 1976 .....  | 36 990   | 2 985.2  | 23 358  | 6 547   | 292.52   | 810.24  | 1 176.97                    | 1 529.31   | — 352.34 |         |
| 1976  | III  | 6 663  | 526.3   | 2 106   | 624  | 22.01   | 76.73                       | 102.53   | 128.86   | — 26.33 |
| IV  | 1 607  |  |   | 496   | 23.67  | 65.84   | 93.70                       | 117.87   | — 24.17  |         |
| V   | 5 852  | 519.8  | 2 063   | 581   | 22.44  | 73.64   | 101.88                      | 127.20   | — 25.32  |         |
| VI  |  |  | 1 954   | 529   | 25.99  | 62.00   | 92.44                       | 121.98   | — 29.54  |         |
| VII   | 6 160  | 593.3  | 1 738   | 447   | 30.75  | 53.51   | 88.57                       | 157.99   | — 69.42  |         |
| VIII  |  |  | 2 079   | 548   | 26.53  | 66.08   | 97.06                       | 110.82   | — 13.76  |         |
| IX  | 6 535  | 484.7  | 2 167   | 577   | 22.08  | 70.13   | 96.39                       | 122.63   | — 26.24  |         |
| X   |  |  | 2 175   | 587   | 22.86  | 75.17   | 103.19                      | 116.96   | — 13.77  |         |
| XI  | 5 586  | 418.6  | 1 836   | 515   | 18.81  | 60.69   | 84.29                       | 121.40   | — 37.11  |         |
| XII   |  |  | 2 248   | 628   | 39.05  | 82.85   | 143.85                      | 186.92   | — 43.07  |         |
| 1977  | I  | 6 028  | 432.3   | 1 729   | 508  | 21.28   | 69.14                       | 95.51  | 108.33   | — 12.82 |
| II  | 1 657  |  |   | 503   | 23.96  | 68.72   | 97.05                       | 131.99   | — 34.95  |         |
| III   | 6 258  | 499.2  | 1 856   | 544   | 23.90  | 71.91   | 100.64                      | 127.24   | — 26.60  |         |
| IV  |  |  | 1 910   | 569   | 23.32  | 79.16   | 112.58                      | 135.44   | — 22.86  |         |
| V   | 5 491  | 501.7  | 2 095   | 606   | 26.54  | 86.32   | 121.52                      | 139.52   | — 18.00  |         |
| VI  |  |  | 1 702   | 495   | 29.17  | 71.05   | 108.18                      | 147.85   | — 39.67  |         |
| VII   | 5 662  | 554.5  | 1 408   | 394   | 32.24  | 53.80   | 91.18                       | 164.61   | — 73.42  |         |
| VIII  |  |  | 1 882   | 531   | 28.40  | 72.03   | 105.63                      | 123.63   | — 18.01  |         |
| IX  | X  | 1 964  | 1 964   | 551   | 24.03  | 74.78   | 105.25                      | 135.06   | — 29.81  |         |
| X   |  |  | 2 016   | 569   | 27.28  | 76.69   | 109.17                      | 129.46   | — 20.29  |         |

Ks. huomautusosasto vuoden ensimmäisessä numerossa — Se notavdelningen i häfte 1 — See note section in the January issue.

\*) Uusi perusvuosi toukokuusta 1977 alkaen. Aikaisemmat indekset, joiden perusvuosi oli 1970, on muunnettu jakamalla alkuperäiset luvut seuraavilla kertoimilla: pankki-indeksi 2.826, teollisuusindeksi 2.045, yleisindeksi 2.161. Vanhan indeksein ryhmää «kauppa ym.» vastaavat uudessa indeksissä ryhmät «vakuutus» sekä «kauppa ja liikenne» — \*) Uusien vakuutusten yhteenlasketut vuosimaksut.

\*) Fr.o.m. maj 1977 nytt basår. De tidigare indexerna med basåret 1970 har omräknats genom att dividera de ursprungliga talen med följande koefficienter: bankindex 2.826, industriindex 2.045, generalindex 2.161. Gruppen «handel o.a.» i den gamla indexen motsvarar grupperna «försäkring» samt «handel och samfärdsel» i den nya — \*) De nya försäkringarnas sammanlagda årspremier.

\*) New base year since May 1977. The earlier indexes with base year 1970 have been transformed by dividing with the following coefficients: bank index 2.826, industry index 2.045, general index 2.161. Group «trade etc.» in the previous index corresponds to groups «insurance» and «trade and transports» in the new index — \*) Total annual premiums of new policies — \*) Premium income of total sums assured.

19. Ulkomainen matkustajaliikenne — Resandetraffiken mellan Finland och utlandet — Foreign passenger traffic

| Vuosi ja kuukausi<br>År och månad<br>Year and month | a. Koko matkustajaliikenne — Hela resandetraffiken — Total passenger traffic |                                 |                               |                                   |                                  |                                 |                               |                                   |
|---|--|---------------------------------|-------------------------------|-----------------------------------|----------------------------------|---------------------------------|-------------------------------|-----------------------------------|
|   | Saapuneet — Anlända — Arrivals   |                                 |                               |                                   | Lähteneet — Avresta — Departures |                                 |                               |                                   |
|   | Yhteensä<br>Summa<br>Total   | Maitse<br>Till lands<br>By land | Meritse<br>Sjöledes<br>By sea | Lentoteitse<br>Per flyg<br>By air | Yhteensä<br>Summa<br>Total       | Maitse<br>Till lands<br>By land | Meritse<br>Sjöledes<br>By sea | Lentoteitse<br>Per flyg<br>By air |
|   | E 10   | E 11                            | E 12                          | E 13                              | E 14                             | E 15                            | E 16                          | E 17                              |
| 1972 .....  | 4 627 492  | 1 568 201                       | 2 525 786                     | 533 505                           | 4 557 632                        | 1 525 654                       | 2 489 275                     | 542 703                           |
| 1973 .....  | 5 266 938  | 1 715 726                       | 2 878 659                     | 672 553                           | 5 225 056                        | 1 691 386                       | 2 852 081                     | 681 589                           |
| 1974 .....  | 4 864 799  | 1 589 166                       | 2 576 775                     | 698 858                           | 4 842 009                        | 1 553 213                       | 2 586 480                     | 702 316                           |
| 1975 .....  | 7 964 822  | 4 416 173                       | 2 676 407                     | 872 242                           | 7 922 794                        | 4 331 211                       | 2 711 329                     | 880 254                           |
| 1976 .....  | 10 987 587   | 7 510 491                       | 2 581 663                     | 895 433                           | 10 989 103                       | 7 481 364                       | 2 597 969                     | 909 770                           |
| 1976 VII  | 1 794 027  | 1 171 848                       | 534 168                       | 88 011                            | 1 783 126                        | 1 160 775                       | 530 701                       | 91 650                            |
| VIII  | 1 184 781  | 739 846                         | 355 834                       | 89 111                            | 1 217 079                        | 741 459                         | 386 517                       | 89 103                            |
| IX  | 860 885  | 591 665                         | 191 100                       | 78 120                            | 855 944                          | 590 936                         | 181 092                       | 83 916                            |
| X   | 850 178  | 597 425                         | 173 020                       | 79 733                            | 863 834                          | 602 703                         | 179 074                       | 82 057                            |
| XI  | 764 082  | 550 010                         | 149 735                       | 64 337                            | 757 400                          | 541 022                         | 152 877                       | 63 501                            |
| XII   | 779 869  | 567 756                         | 155 700                       | 56 413                            | 769 844                          | 570 222                         | 143 660                       | 55 962                            |
| 1977 I  | 660 754  | 515 805                         | 84 344                        | 60 605                            | 674 833                          | 510 340                         | 101 293                       | 63 200                            |
| II  | 705 326  | 550 874                         | 95 673                        | 58 779                            | 708 681                          | 548 222                         | 97 140                        | 63 319                            |
| III   | 842 444  | 635 959                         | 131 403                       | 75 082                            | 852 286                          | 643 053                         | 133 146                       | 76 087                            |
| IV  | 936 101  | 719 120                         | 134 772                       | 82 209                            | 928 266                          | 711 259                         | 135 597                       | 81 410                            |
| V   | 962 345  | 707 151                         | 177 284                       | 77 910                            | 978 996                          | 723 175                         | 184 385                       | 71 436                            |
| VI  | 1 225 934  | 803 104                         | 326 937                       | 95 893                            | 1 205 976                        | 803 522                         | 302 309                       | 100 145                           |

b. Suomen ja Pohjoismaiden ulkopuolisten maiden välinen matkustajaliikenne  
Resandetraffiken mellan Finland och utomnordiska länder — Passenger traffic between Finland and Non-Nordic countries

| Yhteensä<br>Summa<br>Total       | Maitse<br>Till lands<br>By land | Meritse<br>Sjöledes<br>By sea | Lentoteitse<br>Per flyg<br>By air | Ulkomaalaiset kansalaisuuden mukaan<br>Utlänningar efter medborgarskap<br>Foreigners by citizenship |                             |                          |                              |   |   |                               |   |   |                                      |        |         | Suomalaisia<br>Finska<br>medborgare<br>Finns |
|----------------------------------|---------------------------------|-------------------------------|-----------------------------------|---|-----------------------------|--------------------------|------------------------------|---|---|-------------------------------|---|---|--------------------------------------|--------|---------|--|
|                                  |                                 |                               |                                   | Yhteensä<br>Summa<br>Total  | Ruotsi<br>Sverige<br>Sweden | Norja<br>Norge<br>Norway | Tanska<br>Danmark<br>Denmark | Iso-Britannia<br>Storbritannien<br>U.K. Kingdom | Neuvostoliitto<br>Sovjetunionen<br>USSR | Ranska<br>Frankrike<br>France | Länsi-Saksa<br>Västtyskland<br>West Germany | Yhdysvallat<br>Förenta<br>staterna<br>USA | Muut maat<br>Övriga länder<br>Others |        |         |  |
|                                  |                                 |                               |                                   |   |                             |                          |                              |   |   |                               |   |   |                                      | E 18   | E 19    |  |
| Saapuneet — Anlända — Arrivals   |                                 |                               |                                   |   |                             |                          |                              |   |   |                               |   |   |                                      |        |         |  |
| 1972 .....                       | 621 402                         | 135 539                       | 127 066                           | 358 797   | 219 812                     | 14 186                   | 1 235                        | 775   | 21 996                                  | 19 930                        | 7 775                                       | 57 167                                    | 40 634                               | 56 114 | 401 590 |  |
| 1973 .....                       | 746 874                         | 142 487                       | 166 647                           | 437 740   | 260 293                     | 16 867                   | 1 169                        | 1 132   | 26 915                                  | 21 955                        | 9 283                                       | 69 515                                    | 45 895                               | 67 562 | 486 581 |  |
| 1974 .....                       | 837 632                         | 153 786                       | 192 494                           | 491 352   | 291 377                     | 16 253                   | 1 868                        | 1 178   | 30 886                                  | 25 882                        | 10 541                                      | 77 458                                    | 41 047                               | 86 264 | 546 041 |  |
| 1975 .....                       | 710 236                         | 122 254                       | 132 794                           | 455 188   | 287 299                     | 18 456                   | 1 608                        | 1 269   | 29 927                                  | 27 524                        | 13 173                                      | 70 454                                    | 50 490                               | 74 398 | 422 937 |  |
| 1976 .....                       | 980 360                         | 190 871                       | 174 672                           | 614 817   | 282 883                     | 16 386                   | 1 240                        | 1 000   | 27 394                                  | 29 777                        | 12 957                                      | 60 929                                    | 44 209                               | 88 991 | 697 477 |  |
| 1976 X                           | 73 667                          | 17 145                        | 9 302                             | 47 220  | 15 181                      | 658                      | 44                           | 66  | 1 543                                   | 2 738                         | 702   | 2 618                                     | 2 108                                | 4 704  | 58 486  |  |
| XI                               | 68 174                          | 11 152                        | 7 948                             | 49 074  | 18 435                      | 636                      | 63                           | 156   | 2 014                                   | 3 002                         | 880   | 2 379                                     | 2 797                                | 6 508  | 49 739  |  |
| XII                              | 47 006                          | 8 817                         | 5 985                             | 32 204  | 10 880                      | 164                      | 46                           | 14  | 1 261                                   | 1 457                         | 476   | 2 303                                     | 1 571                                | 3 588  | 36 126  |  |
| 1977 I                           | 59 032                          | 6 978                         | 4 376                             | 47 678  | 13 117                      | 472                      | 48                           | 40  | 1 536                                   | 1 960                         | 539   | 2 689                                     | 1 795                                | 4 038  | 45 915  |  |
| II                               | 53 164                          | 9 582                         | 5 629                             | 37 953  | 10 549                      | 277                      | 19                           | 37  | 1 370                                   | 1 864                         | 538   | 2 463                                     | 972                                  | 3 009  | 42 615  |  |
| III                              | 79 474                          | 17 471                        | 7 512                             | 54 491  | 13 339                      | 583                      | 85                           | 54  | 1 653                                   | 2 064                         | 686   | 2 448                                     | 1 969                                | 3 797  | 66 135  |  |
| IV                               | 75 701                          | 12 689                        | 7 574                             | 55 438  | 1 2302                      | 1 025                    | 45                           | 79  | 1 106                                   | 2 547                         | 701   | 1 741                                     | 2 023                                | 3 035  | 63 399  |  |
| V                                | 81 536                          | 14 591                        | 16 916                            | 50 029  | 23 873                      | 2 024                    | 194                          | 66  | 2 105                                   | 2 107                         | 1 045                                       | 6 118                                     | 3 393                                | 6 321  | 57 663  |  |
| VI                               | 121 951                         | 22 645                        | 33 937                            | 65 369  | 48 314                      | 2 460                    | 306                          | 99  | 4 156                                   | 2 846                         | 1 990                                       | 13 959                                    | 7 933                                | 14 565 | 73 637  |  |
| VII                              | 140 925                         | 29 814                        | 39 932                            | 71 179  | 51 829                      | 3 582                    | 367                          | 148   | 2 762                                   | 2 557                         | 1 740                                       | 14 931                                    | 9 005                                | 16 637 | 89 096  |  |
| VIII                             | 107 627                         | 20 571                        | 23 691                            | 63 365  | 35 041                      | 1 662                    | 163                          | 129   | 2 712                                   | 3 176                         | 1 660                                       | 8 273                                     | 4 637                                | 12 629 | 72 586  |  |
| IX                               | 86 729                          | 14 465                        | 14 966                            | 57 298  | 24 575                      | 1 042                    | 184                          | 87  | 2 030                                   | 2 631                         | 1 057                                       | 5 574                                     | 3 402                                | 8 568  | 62 154  |  |
| X                                | 81 372                          | 14 063                        | 13 454                            | 53 855  | 16 816                      | 599                      | 53                           | 92  | 1 688                                   | 2 273                         | 690   | 3 353                                     | 1 986                                | 6 082  | 64 556  |  |
| Lähteneet — Avresta — Departures |                                 |                               |                                   |   |                             |                          |                              |   |   |                               |   |   |                                      |        |         |  |
| 1972 .....                       | 623 095                         | 135 922                       | 128 571                           | 358 602   | 212 362                     | 15 370                   | 1 365                        | 1 034   | 19 899                                  | 18 918                        | 7 872                                       | 52 432                                    | 40 481                               | 54 991 | 410 733 |  |
| 1973 .....                       | 746 974                         | 144 839                       | 167 224                           | 434 911   | 261 209                     | 17 816                   | 1 370                        | 1 362   | 26 136                                  | 21 705                        | 8 415                                       | 70 076                                    | 45 660                               | 68 669 | 485 765 |  |
| 1974 .....                       | 862 671                         | 159 448                       | 192 287                           | 510 936   | 298 703                     | 17 178                   | 2 296                        | 1 214   | 30 524                                  | 25 035                        | 10 710                                      | 76 898                                    | 42 612                               | 88 557 | 568 237 |  |
| 1975 .....                       | 740 167                         | 122 772                       | 133 741                           | 483 654   | 284 211                     | 18 676                   | 1 806                        | 1 502   | 29 646                                  | 26 611                        | 12 039                                      | 69 931                                    | 50 258                               | 73 742 | 455 956 |  |
| 1976 .....                       | 997 405                         | 190 366                       | 181 635                           | 625 404   | 293 401                     | 17 014                   | 1 518                        | 1 117   | 28 717                                  | 29 391                        | 12 853                                      | 63 663                                    | 45 255                               | 93 873 | 704 004 |  |
| 1976 X                           | 77 587                          | 16 179                        | 9 200                             | 52 208  | 16 427                      | 754                      | 48                           | 73  | 1 808                                   | 2 710                         | 630   | 2 855                                     | 2 156                                | 5 393  | 61 160  |  |
| XI                               | 60 410                          | 10 868                        | 8 068                             | 41 474  | 13 567                      | 514                      | 59                           | 70  | 1 359                                   | 2 567                         | 781   | 2 067                                     | 1 699                                | 4 451  | 46 843  |  |
| XII                              | 55 692                          | 10 196                        | 5 923                             | 39 573  | 10 949                      | 450                      | 32                           | 33  | 1 117                                   | 2 192                         | 438   | 1 882                                     | 1 462                                | 3 343  | 44 743  |  |
| 1977 I                           | 57 880                          | 5 491                         | 4 798                             | 47 591  | 13 414                      | 326                      | 35                           | 40  | 1 494                                   | 1 645                         | 533   | 3 126                                     | 1 802                                | 4 413  | 44 466  |  |
| II                               | 57 766                          | 12 503                        | 5 846                             | 39 417  | 11 023                      | 596                      | 40                           | 35  | 1 518                                   | 1 695                         | 455   | 2 445                                     | 983                                  | 3 256  | 46 743  |  |
| III                              | 71 189                          | 15 358                        | 6 309                             | 49 522  | 12 466                      | 447                      | 89                           | 49  | 1 638                                   | 2 146                         | 677   | 2 362                                     | 1 800                                | 3 258  | 53 723  |  |
| IV                               | 77 431                          | 12 490                        | 8 265                             | 56 676  | 14 323                      | 1 033                    | 92                           | 99  | 1 555                                   | 2 354                         | 863   | 2 294                                     | 1 993                                | 4 040  | 63 108  |  |
| V                                | 80 208                          | 16 128                        | 18 114                            | 45 966  | 21 126                      | 2 622                    | 196                          | 106   | 2 042                                   | 2 362                         | 850   | 5 450                                     | 2 519                                | 4 979  | 59 082  |  |
| VI                               | 132 430                         | 26 021                        | 32 543                            | 73 866  | 45 945                      | 2 767                    | 376                          | 101   | 4 739                                   | 2 634                         | 2 332                                       | 10 123                                    | 7 103                                | 15 770 | 86 485  |  |
| VII                              | 140 981                         | 32 791                        | 33 054                            | 75 136  | 46 166                      | 3 462                    | 353                          | 229   | 2 598                                   | 2 666                         | 1 571                                       | 10 934                                    | 8 880                                | 15 473 | 94 815  |  |
| VIII                             | 117 842                         | 22 462                        | 29 352                            | 66 029  | 47 601                      | 1 981                    | 205                          | 205   | 3 638                                   | 3 124                         | 1 862                                       | 12 012                                    | 7 819                                | 16 755 | 70 241  |  |
| IX                               | 87 506                          | 16 251                        | 14 675                            | 56 580  | 24 862                      | 1 126                    | 129                          | 155   | 2 177                                   | 2 204                         | 1 161                                       | 5 625                                     | 3 713                                | 8 572  | 62 644  |  |
| X                                | 74 708                          | 12 407                        | 13 789                            | 48 512  | 18 115                      | 800                      | 149                          | 155   | 1 678                                   | 2 527                         | 787   | 3 748                                     | 2 079                                | 6 232  | 56 593  |  |

Ks. huomautusosasto vuoden ensimmäisessä numerossa — Se notavdelningen i häfte 1 — See note section in the January issue.

## 20. Moottoriajoneuvot — Motorfordon — Motor vehicles

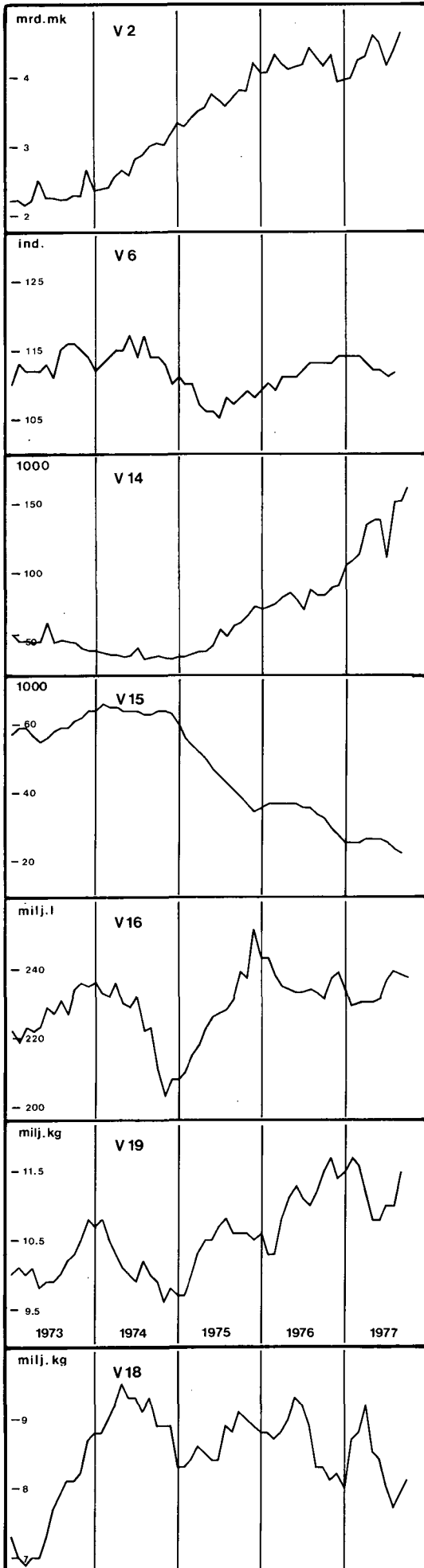
| Vuoden ja kuukauden lopussa<br>Vid utgången av<br>At the end of  | Henkilöautot<br>Personbilar<br>Cars |   | Kuorma-autot<br>Lastbilar<br>Lorries |   | Linja-<br>autot<br>Bussar<br>Buses | Paketti-<br>autot<br>Paket-<br>bilar<br>Delivery<br>vans | Erikois-<br>autot<br>Special-<br>bilar<br>Special<br>auto-<br>mobiles | Kaikki autot<br>Alla bilar<br>All automobiles |   | Käyttövoima<br>Drivkraft<br>Motive power |   | Moot-<br>toripyö-<br>rät<br>Motor-<br>cyklar<br>Motor<br>cycles | Trakto-<br>rit<br>Trakto-<br>rer<br>Tractors |                                       |        |
|--|-------------------------------------|---|--------------------------------------|---|------------------------------------|--|---|---|---|--|---|---|--|---------------------------------------|--------|
|  | Yh-<br>teensä<br>Summa<br>Total     | Ammatt.<br>Yrkesm.<br>Profes-<br>sional | Yh-<br>teensä<br>Summa<br>Total      | Ammatt.<br>Yrkesm.<br>Profes-<br>sional |                                    |  |   | Yh-<br>teensä<br>Summa<br>Total               | Ammatt.<br>Yrkesm.<br>Profes-<br>sional | Yh-<br>teensä<br>Summa<br>Total          | Ammatt.<br>Yrkesm.<br>Profes-<br>sional |   |  | Bensini<br>Bensin<br>Motor<br>spirits | Diesel |
|  |                                     |   |                                      |   |                                    |  |   |   |   |  |   |   |  |                                       |        |
| a. Rekisterissä olevat ajoneuvot — Inregistrerade motorfordon — Motor vehicles registered                  |                                     |   |                                      |   |                                    |  |   |   |   |  |   |   |  |                                       |        |
| 1972 .....   | 818 044                             | 9 868                                   | 47 472                               | 23 893                                  | 8 363                              | 68 634   | 5 395   | 947 906                                       | 43 683                                  | 864 042                                  | 83 789                                  | 45 304  | 180 291                                      |                                       |        |
| 1973 .....   | 894 104                             | 9 950                                   | 48 728                               | 24 322                                  | 8 429                              | 71 170   | 5 689   | 1 028 120                                     | 44 363                                  | 937 281                                  | 90 781                                  | 48 774  | 184 955                                      |                                       |        |
| 1974 .....   | 936 681                             | 10 059                                  | 50 477                               | 24 678                                  | 8 592                              | 74 420   | 6 038   | 1 076 208                                     | 45 069                                  | 976 589                                  | 99 560                                  | 49 536  | 193 078                                      |                                       |        |
| 1975 .....   | 996 284                             | 10 063                                  | 50 905                               | 24 202                                  | 8 651                              | 77 546   | 6 581   | 1 139 967                                     | 44 644                                  | 1 032 177                                | 107 743                                 | 49 085  | 203 302                                      |                                       |        |
| 1976 .....   | 1 032 884                           | 10 263                                  | 50 887                               | 23 990                                  | 8 841                              | 81 792   | 7 069   | 1 181 473                                     | 44 763                                  | 1 065 222                                | 116 209                                 | 46 927  | 210 588                                      |                                       |        |
| b. Rekisteriin merkityt uudet moottoriajoneuvot — Inregistrerade nya motorfordon — Registered new vehicles |                                     |   |                                      |   |                                    |  |   |   |   |  |   |   |  |                                       |        |
| 1972 .....   | 101 398                             | 3 564                                   | 4 844                                | 2 728                                   | 780                                | 5 497  | 425   | 112 944                                       | 7 412                                   | 102 409                                  | 10 534                                  | 7 374   | 9 970  |                                       |        |
| 1973 .....   | 118 649                             | 3 557                                   | 5 230                                | 2 676                                   | 830                                | 6 510  | 425   | 131 644                                       | 7 463                                   | 119 877                                  | 11 761                                  | 10 563  | 10 533                                       |                                       |        |
| 1974 .....   | 96 633                              | 3 914                                   | 5 310                                | 2 791                                   | 791                                | 7 188  | 500   | 110 422                                       | 7 985                                   | 97 467                                   | 12 949                                  | 6 514   | 10 010                                       |                                       |        |
| 1975 .....   | 117 619                             | 3 712                                   | 5 398                                | 2 764                                   | 812                                | 7 207  | 585   | 131 621                                       | 7 716                                   | 117 402                                  | 14 215                                  | 4 771   | 11 066                                       |                                       |        |
| 1976 .....   | 92 707                              | 3 062                                   | 4 726                                | 2 323                                   | 914                                | 8 241  | 545   | 107 133                                       | 6 784                                   | 92 724                                   | 14 399                                  | 3 937   | 11 741                                       |                                       |        |
| 1976 VII .....   | 7 418                               | 225                                     | 347                                  | 157                                     | 23                                 | 649  | 36  | 8 473   | 446                                     | 7 366                                    | 1 107                                   | 504   | 706  |                                       |        |
| VIII .....   | 7 380                               | 197                                     | 316                                  | 147                                     | 40                                 | 973  | 61  | 8 770   | 416                                     | 7 735                                    | 1 035                                   | 332   | 606  |                                       |        |
| IX .....   | 9 323                               | 261                                     | 411                                  | 200                                     | 81                                 | 766  | 63  | 10 644  | 577                                     | 9 372                                    | 1 272                                   | 198   | 805  |                                       |        |
| X .....  | 8 446                               | 314                                     | 422                                  | 217                                     | 71                                 | 839  | 58  | 9 836   | 633                                     | 8 577                                    | 1 259                                   | 90  | 857  |                                       |        |
| XI .....   | 5 766                               | 267                                     | 388                                  | 212                                     | 83                                 | 692  | 42  | 6 971   | 601                                     | 5 824                                    | 1 147                                   | 42  | 900  |                                       |        |
| XII .....  | 2 731                               | 207                                     | 570                                  | 388                                     | 168                                | 551  | 30  | 4 050   | 795                                     | 2 776                                    | 1 274                                   | 23  | 892  |                                       |        |
| *1977 I .....  | 10 927                              | 313                                     | 368                                  | 185                                     | 39                                 | 963  | 44  | 12 341  | 568                                     | 10 940                                   | 1 401                                   | 47  | 1 583  |                                       |        |
| II .....   | 6 710                               | 300                                     | 257                                  | 131                                     | 47                                 | 755  | 41  | 7 810   | 491                                     | 6 814                                    | 996                                     | 50  | 561  |                                       |        |
| III .....  | 8 654                               | 294                                     | 258                                  | 124                                     | 55                                 | 889  | 24  | 9 880   | 495                                     | 8 745                                    | 1 135                                   | 297   | 853  |                                       |        |
| IV .....   | 10 357                              | 276                                     | 311                                  | 133                                     | 38                                 | 851  | 24  | 11 581  | 479                                     | 10 400                                   | 1 181                                   | 655   | 1 226  |                                       |        |
| V .....  | 7 937                               | 287                                     | 336                                  | 150                                     | 72                                 | 719  | 33  | 9 097   | 549                                     | 7 855                                    | 1 242                                   | 661   | 1 432  |                                       |        |
| VI .....   | 7 293                               | 257                                     | 374                                  | 166                                     | 58                                 | 551  | 33  | 8 309   | 510                                     | 7 161                                    | 1 148                                   | 492   | 987  |                                       |        |
| VII .....  | 6 687                               | 210                                     | 244                                  | 116                                     | 23                                 | 450  | 29  | 7 433   | 368                                     | 6 505                                    | 928                                     | 306   | 397  |                                       |        |
| VIII .....   | 8 279                               | 268                                     | 277                                  | 148                                     | 23                                 | 660  | 23  | 9 252   | 468                                     | 8 163                                    | 1 099                                   | 221   | 505  |                                       |        |
| IX .....   | 8 560                               | 281                                     | 360                                  | 198                                     | 45                                 | 678  | 30  | 9 673   | 551                                     | 8 507                                    | 1 166                                   | 115   | 867  |                                       |        |
| X .....  | 6 506                               | 219                                     | 328                                  | 189                                     | 42                                 | 640  | 24  | 7 540   | 489                                     | 6 455                                    | 1 085                                   | 39  | 860  |                                       |        |

## 21. Ulkomainen merenkulku — Sjöfarten mellan Finland och utlandet — Foreign shipping

| Vuosi ja kuukausi<br>År och månad<br>Year and month | Saapuneet alukset — Ankomma fartyg — Vessels entered |   |                                       |   |   |   | Lähteneet alukset — Avgångna fartyg — Vessels cleared |   |                                       |   |   |   |
|---|--|---|---------------------------------------|---|---|---|---|---|---------------------------------------|---|---|---|
|   | Luku — Antal<br>Number                               |   | 1 000 nettotonnia<br>nettoton<br>tons |   | Tuotu<br>tavara-<br>määrä<br>Im-<br>porterad<br>varu-<br>mängd<br>Tons<br>imported<br>1 000 t | Siitä<br>suomal.<br>aluksilla<br>Därav<br>med<br>finska<br>fartyg<br>Of which<br>by<br>Finnish<br>vessels | Luku — Antal<br>Number                                |   | 1 000 nettotonnia<br>nettoton<br>tons |   | Viety<br>tavara-<br>määrä<br>Ex-<br>porterad<br>varu-<br>mängd<br>Tons<br>exported<br>1 000 t | Siitä<br>suomal.<br>aluksilla<br>Därav<br>med<br>finska<br>fartyg<br>Of which<br>by<br>Finnish<br>vessels |
|   | Kalk-<br>kiaan<br>Summa<br>Total                     | Niistä<br>suomal.<br>Därav<br>finska<br>of which<br>Finnish | Kalk-<br>kiaan<br>Summa<br>Total      | Lastissa<br>Last-<br>förande<br>With<br>cargo |   |   | Kalk-<br>kiaan<br>Summa<br>Total                      | Niistä<br>suomal.<br>Därav<br>finska<br>Of which<br>Finnish | Kalk-<br>kiaan<br>Summa<br>Total      | Lastissa<br>Last-<br>förande<br>With<br>cargo |   |   |
| E 46  | E 47   | E 48  | E 49                                  | E 50  | E 51  | E 52  | E 53  | E 54  | E 55                                  |   |   |   |
| 1971 .....  | 18 970   | 9 609   | 23 014                                | 20 319  | 20 506  | 10 198  | 19 116  | 9 683   | 23 316                                | 16 263  | 11 248  | 4 712   |
| 1972 .....  | 20 940   | 11 148  | 28 948                                | 25 920  | 21 647  | 11 198  | 20 921  | 11 250  | 28 872                                | 21 452  | 11 883  | 5 140   |
| 1973 .....  | 21 286   | 11 785  | 33 667                                | 30 765  | 24 400  | 12 836  | 21 368  | 11 820  | 33 945                                | 25 532  | 12 792  | 6 121   |
| 1974 .....  | 19 093   | 10 610  | 31 913                                | 29 460  | 25 306  | 13 486  | 19 185  | 10 631  | 32 080                                | 23 535  | 11 441  | 5 715   |
| 1975 .....  | 17 383   | 9 860   | 32 486                                | 30 436  | 23 175  | 13 260  | 17 185  | 9 681   | 32 213                                | 23 734  | 8 217   | 4 273   |
| 1976 .....  | 16 378   | 8 482   | 32 930                                | 29 552  | 23 316  | 11 997  | 16 590  | 8 601   | 33 334                                | 24 960  | 11 997  | 5 283   |
| 1976 III ..   | 943  | 553   | 2 085                                 | 1 836   | 1 108   | 802   | 950   | 554   | 2 134                                 | 1 783   | 876   | 430   |
| IV ..   | 701  | 397   | 1 555                                 | 1 462   | 962   | 506   | 683   | 389   | 1 592                                 | 1 250   | 307   | 96  |
| V ..  | 1 591  | 837   | 3 092                                 | 2 754   | 2 174   | 1 045   | 1 601   | 859   | 3 040                                 | 2 362   | 1 298   | 594   |
| VI ..   | 1 832  | 946   | 3 782                                 | 3 375   | 2 624   | 1 077   | 1 854   | 847   | 3 890                                 | 2 741   | 1 248   | 524   |
| VII ..  | 1 815  | 960   | 3 531                                 | 3 214   | 2 075   | 1 125   | 1 868   | 989   | 3 626                                 | 2 854   | 1 031   | 358   |
| VIII ..   | 1 819  | 979   | 3 401                                 | 3 089   | 1 878   | 1 008   | 1 838   | 992   | 3 433                                 | 2 791   | 1 034   | 455   |
| IX ..   | 1 544  | 765   | 3 057                                 | 2 748   | 2 389   | 1 084   | 1 594   | 801   | 3 102                                 | 2 181   | 1 102   | 486   |
| X ..  | 1 518  | 696   | 2 821                                 | 2 484   | 2 454   | 1 230   | 1 539   | 721   | 2 918                                 | 2 008   | 1 170   | 535   |
| XI ..   | 1 419  | 627   | 2 835                                 | 2 464   | 2 554   | 1 101   | 1 415   | 625   | 2 808                                 | 1 847   | 1 188   | 479   |
| XII ..  | 1 241  | 601   | 2 699                                 | 2 427   | 2 692   | 1 399   | 1 289   | 618   | 2 782                                 | 1 856   | 1 232   | 545   |
| 1977 I ..   | 940  | 522   | 2 004                                 | 1 733   | 1 450   | 916   | 934   | 522   | 2 121                                 | 1 567   | 906   | 439   |
| II ..   | 814  | 454   | 1 783                                 | 1 556   | 1 201   | 744   | 815   | 439   | 1 771                                 | 1 442   | 895   | 424   |
| III ..  | 879  | 518   | 1 916                                 | 1 682   | 1 160   | 808   | 882   | 513   | 1 944                                 | 1 613   | 957   | 463   |
| IV ..   | 891  | 384   | 1 750                                 | 1 436   | 1 121   | 520   | 860   | 361   | 1 664                                 | 1 325   | 823   | 251   |
| V ..  | 1 409  | 548   | 2 860                                 | 2 403   | 2 639   | 504   | 1 408   | 580   | 2 901                                 | 1 854   | 1 350   | 401   |
| VI ..   | 1 813  | 967   | 3 922                                 | 3 484   | 2 775   | 1 310   | 1 834   | 969   | 3 923                                 | 2 856   | 1 373   | 483   |
| VII ..  | 1 884  | 1 034   | 3 819                                 | 3 399   | 2 377   | 1 060   | 1 868   | 1 012   | 3 768                                 | 2 960   | 1 238   | 479   |
| VIII ..   | 1 838  | 1 000   | 3 770                                 | 3 470   | 2 650   | 1 172   | 1 844   | 994   | 3 924                                 | 2 833   | 1 177   | 458   |
| IX ..   | 1 537  | 766   | 3 370                                 | 2 977   | 2 871   | 1 194   | 1 539   | 761   | 3 369                                 | 2 230   | 1 229   | 731   |

Ks. huomautusosasto vuoden ensimmäisessä numerossa — Se notavdelningen i häfte 1 — See note section in the January issue.

Kausivaihtelusta puhdistettuja tilastosarjoja  
Säsongutjämnade serier  
Seasonally adjusted series

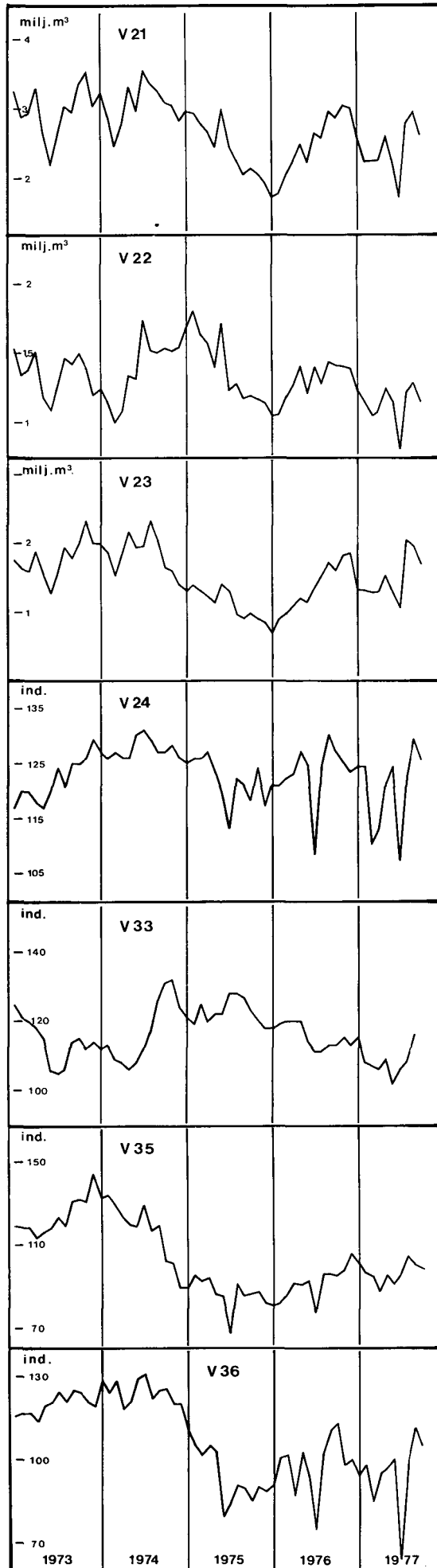


| Vuosi ja kuukausi<br>År och månad<br>Year and month | Rahamarkkinat<br>Penningmarknaden<br>Money market   |  |  |  |   | Ulkomainen suhdannekehitys<br>Utländsk konjunkturutveckling<br>Foreign economic indicators                           |   |   |                                       |                 |
|---|---|--|--|--|---|--|---|---|---------------------------------------|-----------------|
|   | Rahalaitosten ottolainaus yleisöltä - Penninginrättningarnas inlåning från allmänheten - Deposits by the public |  |  |  |   | Teollisuustuotannon volyyymi-indeksi<br>Volymindex för industriproduktionen<br>Volume index of industrial production |   |   |                                       |                 |
|   | Shekkitilit<br>Checkräkningar<br>Cheque accounts<br>1 000 000 mk  | Shekkitilit ilman Postipankkia - Checkräkningar utan Postbanken - Cheque accounts excluding postal giro accounts<br>1 000 000 mk | Varsinaiset talletukset<br>Egentliga depositioner<br>Time deposits<br>1 000 000 mk | Siitä »muut vars.tall.» - Därav »andra egentliga depositioner» - Of which ordinary and saving account deposits<br>1 000 000 mk | Rahalaitosten antolainaus yleisölle - Penninginrättningarnas utlåning till allmänheten - Advances to the public<br>1 000 000 mk | O E C D<br>1970=100  | Saksan liittotasavalta<br>Föbundsrepubliken Tyskland<br>Federal Republic of Germany<br>1970=100 | Ruotsi<br>Sverige<br>Sweden<br>1970=100 | Englanti<br>England<br>UK<br>1970=100 | USA<br>1970=100 |
| V1  | V2  | V3   | V4   | V5   | V6  | V7   | V8  | V9                                      | V10                                   |                 |
| 1974  |   |  |  |  |   |  |   |   |                                       |                 |
| I   | 3 561   | 2 355  | 24 262   | 16 444   | 31 919  | 114  | 112   | 120                                     | 108                                   | 116             |
| II  | 3 607   | 2 389  | 24 443   | 16 588   | 32 352  | 112  | 115   | 118                                     | 102                                   | 118             |
| III   | 3 597   | 2 413  | 24 680   | 16 680   | 32 814  | 113  | 114   | 118                                     | 104                                   | 117             |
| IV  | 3 728   | 2 565  | 24 940   | 16 864   | 33 348  | 114  | 113   | 118                                     | 107                                   | 117             |
| V   | 3 852   | 2 663  | 25 283   | 17 130   | 33 971  | 115  | 113   | 121                                     | 109                                   | 117             |
| VI  | 3 837   | 2 592  | 25 653   | 17 485   | 34 579  | 115  | 113   | 119                                     | 109                                   | 118             |
| VII   | 4 181   | 2 823  | 25 987   | 17 778   | 35 151  | 117  | 114   | 125                                     | 110                                   | 118             |
| VIII  | 4 172   | 2 889  | 26 374   | 18 027   | 35 689  | 114  | 112   | 115                                     | 111                                   | 118             |
| IX  | 4 365   | 3 000  | 26 628   | 18 276   | 36 245  | 117  | 111   | 124                                     | 111                                   | 117             |
| X   | 4 458   | 3 065  | 27 081   | 18 525   | 36 801  | 114  | 112   | 119                                     | 109                                   | 118             |
| XI  | 4 534   | 3 037  | 27 476   | 18 975   | 37 558  | 114  | 110   | 121                                     | 108                                   | 117             |
| XII   | 4 637   | 3 166  | 27 892   | 19 291   | 38 119  | 113  | 110   | 121                                     | 108                                   | 114             |
| 1975  |   |  |  |  |   |  |   |   |                                       |                 |
| I   | 4 823   | 3 331  | 28 224   | 19 498   | 38 813  | 110  | 106   | 116                                     | 102                                   | 106             |
| II  | 4 906   | 3 296  | 28 692   | 19 801   | 39 574  | 111  | 104   | 121                                     | 108                                   | 107             |
| III   | 5 143   | 3 405  | 29 190   | 20 144   | 40 217  | 110  | 106   | 118                                     | 107                                   | 104             |
| IV  | 5 159   | 3 502  | 29 565   | 20 373   | 40 842  | 110  | 107   | 120                                     | 105                                   | 103             |
| V   | 5 215   | 3 555  | 30 020   | 20 733   | 41 343  | 107  | 101   | 116                                     | 103                                   | 103             |
| VI  | 5 458   | 3 763  | 30 451   | 21 087   | 41 749  | 106  | 106   | 114                                     | 100                                   | 103             |
| VII   | 5 250   | 3 667  | 30 934   | 21 502   | 42 283  | 105  | 103   | 115                                     | 100                                   | 104             |
| VIII  | 5 343   | 3 566  | 31 499   | 21 873   | 42 799  | 108  | 99  | 113                                     | 101                                   | 105             |
| IX  | 5 407   | 3 699  | 31 736   | 22 045   | 43 516  | 105  | 104   | 120                                     | 99                                    | 107             |
| X   | 5 498   | 3 816  | 31 962   | 22 138   | 44 032  | 107  | 106   | 114                                     | 101                                   | 109             |
| XI  | 5 641   | 3 795  | 32 328   | 22 470   | 44 470  | 108  | 107   | 115                                     | 102                                   | 109             |
| XII   | 6 248   | 4 198  | 32 754   | 22 858   | 44 748  | 109  | 109   | 116                                     | 102                                   | 110             |
| 1976  |   |  |  |  |   |  |   |   |                                       |                 |
| I   | 5 953   | 4 062  | 33 113   | 23 233   | 45 281  | 112  | 113   | 113                                     | 105                                   | 120             |
| II  | 5 990   | 4 074  | 33 415   | 23 579   | 45 621  | 109  | 111   | 110                                     | 103                                   | 117             |
| III   | 6 186   | 4 318  | 33 732   | 23 655   | 46 121  | 110  | 112   | 111                                     | 104                                   | 118             |
| IV  | 6 212   | 4 196  | 34 207   | 23 968   | 46 527  | 109  | 109   | 110                                     | 104                                   | 119             |
| V   | 6 172   | 4 113  | 34 520   | 24 236   | 46 950  | 111  | 112   | 112                                     | 104                                   | 119             |
| VI  | 6 097   | 4 142  | 34 882   | 24 501   | 47 593  | 111  | 111   | 111                                     | 107                                   | 120             |
| VII   | 6 306   | 4 183  | 35 220   | 24 695   | 48 022  | 111  | 113   | 115                                     | 102                                   | 121             |
| VIII  | 6 503   | 4 412  | 35 567   | 24 849   | 48 593  | 112  | 111   | 115                                     | 104                                   | 121             |
| IX  | 6 406   | 4 290  | 35 823   | 25 048   | 48 879  | 113  | 113   | 118                                     | 104                                   | 122             |
| X   | 6 425   | 4 149  | 36 235   | 25 308   | 49 241  | 113  | 115   | 113                                     | 105                                   | 121             |
| XI  | 6 474   | 4 335  | 36 519   | 25 449   | 49 674  | 113  | 115   | 116                                     | 106                                   | 121             |
| XII   | 5 999   | 3 949  | 36 672   | 25 467   | 50 423  | 113  | 115   | 114                                     | 106                                   | 122             |
| 1977  |   |  |  |  |   |  |   |   |                                       |                 |
| I   | 6 147   | 3 956  | 36 807   | 25 553   | 50 667  | 114  | 117   | 111                                     | 108                                   | 123             |
| II  | 6 099   | 3 969  | 36 970   | 25 757   | 50 832  | 114  | 116   | 113                                     | 107                                   | 124             |
| III   | 6 392   | 4 227  | 37 813   | 26 316   | 50 995  | 114  | 118   | 111                                     | 107                                   | 126             |
| IV  | 6 532   | 4 296  | 38 529   | 26 720   | 51 365  | 113  | 116   | 110                                     | 106                                   | 126             |
| V   | 6 831   | 4 600  | 39 036   | 27 057   | 51 853  | 113  | 116   | 110                                     | 106                                   | 126             |
| VI  | 6 860   | 4 519  | 39 621   | 27 638   | 52 436  | 112  | 115   | 109                                     | 107                                   | 127             |
| VII   | 6 668   | 4 357  | 40 151   | 27 951   | 52 965  | 112  | 116   | 110                                     | 103                                   | 128             |
| VIII  | 6 840   | 4 689  | 40 557   | 28 054   | 53 644  | 112  | 116   | 110                                     | 103                                   | 128             |
| IX  | 6 895   | 4 633  | 40 768   | 28 146   | 53 995  | 113  | 117   | 112                                     | 106                                   | 128             |
| X   |   |  |  |  |   |  |   |   |                                       | 129             |
| XI  |   |  |  |  |   |  |   |   |                                       | 129             |
| XII   |   |  |  |  |   |  |   |   |                                       | 129             |

## Kausivaihtelusta puhdistettuja tilastosarjoja

## Säsongutjämnade serier

## Seasonally adjusted series



| Vuosi ja kuukausi<br>År och månad<br>Year and month | Työllisyys 2)<br>Sysselsättning 2)<br>Employment 2)                        |  |   |   |   | Maa- ja metsätalous<br>Lant- och skogsbruk<br>Agriculture and forestry                                  |  |  |  |   |
|---|--|--|---|---|---|---|--|--|--|---|
|   | Työvoima - Arbetskraft - Labour force<br>1 000 henkeä - personer - persons | Työllinen työvoima - Sysselsätta - Employed<br>1 000 henkeä - personer - persons | Työttömät/työvoima - Arbetslösa/arbetskraft -<br>Unemployed/labour force<br>% Δ | Työttömät työnhakijat - Arbetslösa arbetssökare -<br>Unemployed applicants<br>1 000 henkeä - personer - persons | Tarjottuja työpaikkoja - Lediga arbetsplatser -<br>Jobs vacant<br>1 000 henkeä - personer - persons Δ | Meijereiden vastaanottama maito - Av mejerier<br>invägd mjölk - Milk received by dairies<br>1 000 000 l | Meijerivoivo valmistus - Produktion av mejerismör -<br>Production of butter in dairies<br>1 000 000 kg | Naudanlihan tuotanto - Produktion av kött av<br>nöt kreatur - Production of beef<br>1 000 000 kg Δ | Sianlihan tuotanto - Produktion av fläsk -<br>Production of pork<br>1 000 000 kg Δ | Juuston valmistus - Produktion av ost -<br>Production of cheese<br>1 000 000 kg |
|   | V11  | V12  | V13   | V14   | V15   | V16   | V17  | V18  | V19  | V20   |
| 1974  | 2 268  | 2 228  |   |   |   | 2 695   | 77 058   |  |  | 48.85   |
| I   | 2 251  | 2 212  | 2.0   | 43  | 64  | 236   | 7 476  | 8.8  | 10.7   | 4.17  |
| II  | 2 265  | 2 225  | 1.8   | 42  | 66  | 233   | 6 938  | 8.8  | 10.8   | 4.03  |
| III   | 2 265  | 2 228  | 1.8   | 41  | 65  | 232   | 6 526  | 9.0  | 10.5   | 4.14  |
| IV  | 2 267  | 2 234  | 1.7   | 40  | 65  | 236   | 6 873  | 9.2  | 10.3   | 4.27  |
| V   | 2 266  | 2 228  | 1.7   | 39  | 64  | 230   | 6 663  | 9.5  | 10.1   | 4.16  |
| VI  | 2 271  | 2 231  | 1.7   | 40  | 64  | 229   | 6 692  | 9.3  | 10.0   | 3.93  |
| VII   | 2 276  | 2 235  | 1.8   | 45  | 64  | 232   | 7 202  | 9.3  | 9.9  | 4.09  |
| VIII  | 2 276  | 2 233  | 1.8   | 37  | 63  | 222   | 6 188  | 9.1  | 10.2   | 3.89  |
| IX  | 2 274  | 2 229  | 1.8   | 38  | 63  | 223   | 5 997  | 9.3  | 10.0   | 4.18  |
| X   | 2 268  | 2 230  | 1.7   | 39  | 64  | 211   | 5 859  | 8.9  | 9.9  | 4.02  |
| XI  | 2 267  | 2 227  | 1.6   | 38  | 64  | 203   | 5 400  | 8.9  | 9.6  | 3.94  |
| XII   | 2 265  | 2 227  | 1.7   | 37  | 63  | 208   | 5 244  | 8.9  | 9.8  | 4.03  |
| 1975  | 2 271  | 2 220  |   |   |   | 2 713   | 74 344   |  |  | 55.79   |
| I   | 2 270  | 2 235  | 1.7   | 39  | 60  | 208   | 5 703  | 8.3  | 9.7  | 4.21  |
| II  | 2 265  | 2 230  | 1.8   | 39  | 56  | 210   | 5 736  | 8.3  | 9.7  | 4.40  |
| III   | 2 272  | 2 230  | 1.9   | 41  | 54  | 215   | 5 585  | 8.4  | 10.0   | 4.47  |
| IV  | 2 268  | 2 231  | 1.9   | 42  | 52  | 218   | 5 906  | 8.6  | 10.3   | 4.73  |
| V   | 2 274  | 2 231  | 2.0   | 42  | 50  | 223   | 6 103  | 8.5  | 10.5   | 4.51  |
| VI  | 2 282  | 2 233  | 2.1   | 47  | 47  | 226   | 5 939  | 8.4  | 10.5   | 4.68  |
| VII   | 2 276  | 2 226  | 2.2   | 58  | 45  | 227   | 6 336  | 8.4  | 10.7   | 4.70  |
| VIII  | 2 245  | 2 193  | 2.5   | 53  | 43  | 228   | 6 083  | 8.9  | 10.8   | 5.23  |
| IX  | 2 271  | 2 207  | 2.7   | 61  | 41  | 231   | 6 359  | 8.8  | 10.6   | 4.73  |
| X   | 2 277  | 2 217  | 3.0   | 63  | 39  | 239   | 6 619  | 9.1  | 10.6   | 4.76  |
| XI  | 2 279  | 2 209  | 3.0   | 68  | 37  | 237   | 6 779  | 9.0  | 10.6   | 4.62  |
| XII   | 2 273  | 2 203  | 3.2   | 75  | 35  | 251   | 7 196  | 8.9  | 10.5   | 4.75  |
| 1976  | 2 243  | 2 153  |   |   |   | 2 833   | 82 195   |  |  | 56.95   |
| I   | 2 267  | 2 186  | 3.3   | 73  | 36  | 243   | 6 949  | 8.8  | 10.6   | 4.68  |
| II  | 2 270  | 2 184  | 3.4   | 75  | 37  | 243   | 7 294  | 8.8  | 10.3   | 4.64  |
| III   | 2 260  | 2 179  | 3.7   | 77  | 37  | 238   | 7 917  | 8.7  | 10.3   | 4.50  |
| IV  | 2 260  | 2 166  | 4.0   | 82  | 37  | 235   | 7 169  | 8.8  | 10.8   | 4.40  |
| V   | 2 246  | 2 154  | 4.3   | 85  | 37  | 234   | 6 947  | 9.0  | 11.1   | 4.74  |
| VI  | 2 243  | 2 152  | 4.4   | 80  | 37  | 233   | 6 822  | 9.3  | 11.3   | 4.86  |
| VII   | 2 244  | 2 148  | 4.5   | 72  | 36  | 233   | 6 710  | 9.2  | 11.1   | 4.96  |
| VIII  | 2 269  | 2 169  | 4.4   | 87  | 36  | 234   | 6 699  | 8.9  | 11.0   | 4.53  |
| IX  | 2 231  | 2 144  | 4.3   | 83  | 34  | 233   | 6 662  | 8.3  | 11.2   | 4.89  |
| X   | 2 201  | 2 122  | 4.2   | 83  | 33  | 231   | 6 407  | 8.3  | 11.5   | 4.83  |
| XI  | 2 212  | 2 118  | 4.3   | 88  | 30  | 237   | 6 381  | 8.1  | 11.7   | 4.99  |
| XII   | 2 213  | 2 113  | 4.5   | 90  | 28  | 239   | 6 238  | 8.2  | 11.4   | 4.93  |
| 1977  | 2 239  | 2 123  | 4.7   | 105   | 26  | 234   | 5 857  | 8.0  | 11.5   | 4.86  |
| II  | 2 232  | 2 108  | 5.1   | 108   | 26  | 229   | 5 732  | 8.7  | 11.7   | 4.91  |
| III   | 2 242  | 2 110  | 5.4   | 113   | 26  | 230   | 5 784  | 8.8  | 11.6   | 5.34  |
| IV  | 2 221  | 2 093  | 5.9   | 134   | 27  | 230   | 5 548  | 9.2  | 11.2   | 5.10  |
| V   | 2 224  | 2 087  | 6.2   | 137   | 27  | 230   | 6 142  | 8.5  | 10.8   | 5.29  |
| VI  | 2 241  | 2 108  | 6.6   | 137   | 27  | 231   | 6 073  | 8.4  | 10.8   | 4.50  |
| VII   | 2 238  | 2 098  | 6.7   | 111   | 26  | 236   | 6 302  | 8.0  | 11.0   | 4.78  |
| VIII  | 2 222  | 2 084  | 6.8   | 151   | 24  | 239   | 6 431  | 7.8  | 11.0   | 4.90  |
| IX  | 2 213  | 2 078  | 7.0   | 152   | 23  | 238   | 6 460  | 8.1  | 11.5   | 4.75  |
| X   | 2 212  | 2 080  |   | 161   |   | 237   | 6 291  |  |  | 5.34  |

2) V11, V12, V13  
 - 1976 lähtien uuden työvoimatiedustelun mukaan  
 - Från 1976 enligt den nya arbetskraftsenkäten  
 - From 1976 by the revised labour force survey

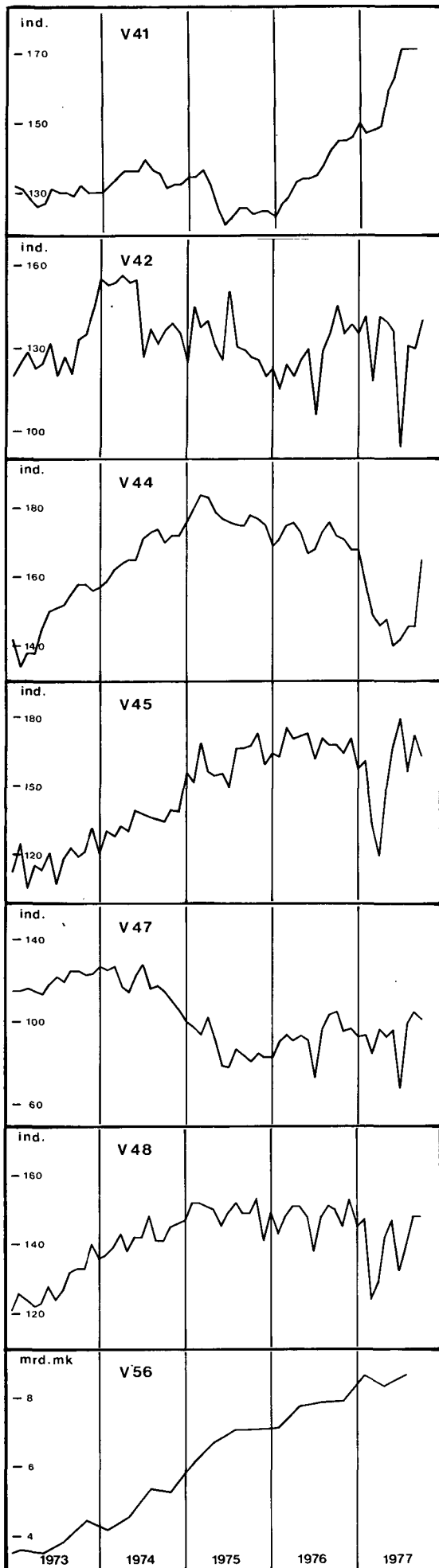
△ 3 kuukauden liukuva keskiarvo - 3 månaders glidande medelvärde - 3 month moving average  
 ○ Työpäivää kohti - Per arbetsdag - Per working day  
 1) Lakon tms. vaikutus näkyvissä - Påverkat av strejk o.d. - Affected by strike and the like  
 Ks. Huomautusosasto vuoden ensimmäisessä numerossa - Se notavdelningen i häfte 1 - See note section in the January issue

|   |  |   |   | Teollisuustuotannon volyymi-indeksi<br>Volymindex för industriproduktionen<br>Volume index of industrial production |  |  |  |  |   |  |  |   |  |  |   |  |   |
|---|--|---|---|---|--|--|--|--|---|--|--|---|--|--|---|--|---|
| Markkinahakkuut yhteensä - Marknadsavverkningar inalles - Total commercial fellings<br>1 000 m <sup>3</sup> - cu metres | Ainespinopuu - Travat råvirke - Cordwood<br>1 000 m <sup>3</sup> - cu metres | Tukkipuu - Stock - Logs<br>1 000 m <sup>3</sup> - cu metres | Koko teollisuus - Hela industrin - Total industry<br>1970=100 ○ | Investointivarat - Investeringsvaror - Investment goods<br>1970=100   | Muut tuotantohyödykkeet - Andra produktionsföremådenheter - Other producers' goods<br>1970=100 | Kulutushyödykkeet - Konsumentföremådenheter - Consumers' goods<br>1970=100 | Kaivos- ja muu kaivannaistoiminta - Brytning av mineraliska produkter - Mining and quarrying<br>1970=100 ○ △ | Elintarvikkeiden valmistus - Livsmedelstillverkning - Food manufact.<br>1970=100 311-2 ○ △ | Juomien valmistus - Dryckesvarutillverkning - Beverage industries<br>1970=100 313 ○ △ | Tupakkatuotteiden valmistus - Tobaksvarutillverkning - Tobacco manufact.<br>1970=100 314 ○ △ | Tekstiilien valmistus - Textilvarutillverkning - Manufact. of textiles<br>1970=100 321 ○ △ | Vaatteiden valmistus - Tillverkning av kläder - Manufact. of wearing apparel, except footwear<br>1970=100 322 ○ △ | Nahkan, nahkateosten ja kenkien valm. - Tillverkning av läder, lädervaror och skor - Manufact. of leather, leather products and footwear<br>1970=100 323-4 ○ △ | Puutavaran valmistus - Trävarutillverkning - Manufact. of wood and wood products<br>1970=100 331-2 ○ | Massan, paperin ja pappersvarutillverk. - Massa, pappers och pappersvarutillverk. - Manufact. of paper and paper products<br>1970=100 341 ○ | Graafinen tuotanto - Grafisk produktion - Printing, publishing and allied industries<br>1970=100 342 ○ | Kemiallisten tuotteiden valmistus - Tillverkning av kemiska produkter - Manuf. of chemicals<br>1970=100 351-2 ○ |
| V21   | V22  | V23   | V24   | V25   | V26  | V27  | V28  | V29  | V30   | V31  | V32  | V33   | V34  | V35  | V36   | V37  | V38   |
| 3 227   | 1 239  | 1 977   | 128   | 140   | 125  | 135  | 97   | 116  | 121   | 66   | 113  | 112   | 95   | 116  | 124   | 125  | 154   |
| 2 889   | 1 144  | 1 848   | 126   | 136   | 126  | 138  | 99   | 110  | 120   | 103  | 114  | 113   | 89   | 133  | 128   | 126  | 140   |
| 2 456   | 973  | 1 521   | 127   | 135   | 127  | 130  | 102  | 111  | 119   | 122  | 112  | 109   | 87   | 134  | 124   | 123  | 146   |
| 2 783   | 1 067  | 1 812   | 126   | 141   | 127  | 130  | 104  | 110  | 115   | 119  | 113  | 108   | 87   | 129  | 128   | 121  | 158   |
| 3 314   | 1 341  | 2 148   | 126   | 141   | 129  | 135  | 112  | 112  | 116   | 121  | 119  | 106   | 90   | 119  | 121   | 126  | 148   |
| 2 957   | 1 304  | 1 935   | 130   | 134   | 121  | 125  | 107  | 112  | 110   | 122  | 127  | 108   | 131  | 118  | 129   | 128  | 159   |
| 3 548   | 1 737  | 1 950   | 131   | 145   | 128  | 141  | 101  | 113  | 107   | 124  | 129  | 112   | 137  | 129  | 131   | 127  | 164   |
| 3 350   | 1 514  | 2 312   | 129   | 147   | 123  | 137  | 90   | 111  | 109   | 127  | 127  | 117   | 144  | 107  | 122   | 124  | 159   |
| 3 230   | 1 495  | 2 008   | 127   | 140   | 124  | 134  | 92   | 111  | 112   | 126  | 122  | 126   | 109  | 108  | 125   | 123  | 147   |
| 3 093   | 1 527  | 1 631   | 127   | 145   | 127  | 143  | 93   | 111  | 118   | 99   | 115  | 131   | 115  | 102  | 126   | 124  | 160   |
| 3 031   | 1 512  | 1 577   | 128   | 142   | 122  | 139  | 92   | 113  | 122   | 119  | 118  | 132   | 117  | 101  | 120   | 124  | 158   |
| 2 825   | 1 536  | 1 387   | 126   | 138   | 118  | 133  | 94   | 113  | 121   | 218  | 119  | 124   | 114  | 89   | 120   | 125  | 159   |
| 2 948   | 1 675  | 1 298   | 122   | 176   | 109  | 130  | 96   | 115  | 116   | 71   | 125  | 121   | 110  | 87   | 94  | 131  | 143   |
| 2 923   | 1 799  | 1 370   | 126   | 174   | 114  | 130  | 96   | 116  | 109   | 117  | 125  | 119   | 110  | 89   | 111   | 124  | 145   |
| 2 794   | 1 628  | 1 296   | 126   | 155   | 106  | 122  | 96   | 115  | 112   | 127  | 127  | 125   | 116  | 95   | 105   | 130  | 145   |
| 2 647   | 1 564  | 1 204   | 127   | 190   | 126  | 149  | 96   | 112  | 116   | 177  | 123  | 120   | 114  | 92   | 102   | 143  | 151   |
| 2 423   | 1 384  | 1 119   | 123   | 175   | 109  | 121  | 95   | 110  | 113   | 66   | 119  | 122   | 113  | 86   | 103   | 126  | 144   |
| 2 984   | 1 709  | 1 386   | 119   | 171   | 105  | 125  | 94   | 111  | 113   | 107  | 120  | 122   | 123  | 85   | 79  | 131  | 141   |
| 2 430   | 1 221  | 1 293   | 113   | 177   | 101  | 134  | 98   | 111  | 114   | 113  | 123  | 128   | 127  | 67   | 84  | 115  | 134   |
| 2 243   | 1 260  | 959   | 122   | 177   | 107  | 128  | 101  | 112  | 120   | 113  | 120  | 128   | 127  | 91   | 91  | 129  | 153   |
| 2 031   | 1 160  | 884   | 121   | 184   | 106  | 132  | 103  | 110  | 120   | 118  | 119  | 127   | 114  | 85   | 89  | 144  | 140   |
| 2 125   | 1 175  | 964   | 118   | 183   | 105  | 134  | 100  | 111  | 114   | 151  | 121  | 123   | 116  | 86   | 85  | 130  | 143   |
| 2 049   | 1 163  | 891   | 124   | 173   | 106  | 126  | 99   | 108  | 113   | 89   | 117  | 120   | 110  | 87   | 90  | 134  | 142   |
| 1 912   | 1 136  | 830   | 117   | 181   | 105  | 128  | 97   | 108  | 108   | 193  | 118  | 118   | 111  | 82   | 88  | 133  | 132   |
| 1 714   | 1 032  | 682   | 123   | 176   | 107  | 142  | 95   | 108  | 107   | 100  | 117  | 118   | 111  | 90   | 98  | 136  | 146   |
| 1 759   | 1 045  | 874   | 121   | 174   | 103  | 137  | 95   | 111  | 107   | 61   | 124  | 119   | 121  | 80   | 91  | 135  | 142   |
| 2 033   | 1 162  | 959   | 122   | 167   | 106  | 138  | 99   | 111  | 107   | 100  | 124  | 120   | 128  | 82   | 101   | 133  | 154   |
| 2 234   | 1 252  | 1 082   | 123   | 177   | 108  | 141  | 102  | 1) 103   | 109   | 102  | 123  | 120   | 126  | 86   | 102   | 137  | 141   |
| 2 477   | 1 399  | 1 170   | 127   | 170   | 108  | 141  | 100  | 1) 121   | 108   | 112  | 124  | 120   | 132  | 91   | 1) 87   | 135  | 157   |
| 2 210   | 1 194  | 1 114   | 124   | 178   | 106  | 145  | 100  | 1) 116   | 104   | 130  | 116  | 114   | 118  | 92   | 94  | 133  | 111   |
| 2 635   | 1 385  | 1 332   | 108   | 165   | 91   | 134  | 98   | 110  | 100   | 133  | 117  | 111   | 121  | 77   | 75  | 131  | 123   |
| 2 563   | 1 258  | 1 493   | 124   | 176   | 108  | 141  | 101  | 109  | 98  | 124  | 119  | 111   | 111  | 95   | 102   | 143  | 145   |
| 2 947   | 1 423  | 1 688   | 130   | 176   | 113  | 147  | 103  | 109  | 99  | 117  | 129  | 113   | 121  | 95   | 111   | 140  | 161   |
| 2 858   | 1 399  | 1 573   | 127   | 164   | 108  | 136  | 103  | 108  | 102   | 112  | 126  | 113   | 121  | 94   | 113   | 142  | 145   |
| 3 008   | 1 387  | 1 793   | 125   | 173   | 110  | 144  | 105  | 106  | 103   | 113  | 118  | 115   | 117  | 97   | 98  | 138  | 156   |
| 3 002   | 1 368  | 1 823   | 128   | 195   | 114  | 151  | 107  | 106  | 107   | 152  | 112  | 113   | 113  | 105  | 100   | 136  | 164   |
| 2 555   | 1 219  | 1 297   | 124   | 158   | 111  | 135  | 109  | 105  | 110   | 101  | 109  | 115   | 116  | 101  | 94  | 130  | 156   |
| 2 221   | 1 129  | 1 289   | 124   | 162   | 109  | 134  | 109  | 102  | 113   | 97   | 106  | 108   | 90   | 96   | 98  | 132  | 154   |
| 2 228   | 1 028  | 1 269   | 110   | 143   | 104  | 131  | 104  | 101  | 112   | 99   | 103  | 107   | 1) 60  | 93   | 85  | 133  | 135   |
| 2 238   | 1 066  | 1 273   | 113   | 141   | 105  | 128  | 100  | 102  | 107   | 103  | 105  | 106   | 1) 52  | 87   | 95  | 133  | 136   |
| 2 573   | 1 232  | 1 490   | 121   | 160   | 105  | 136  | 101  | 102  | 105   | 110  | 104  | 109   | 89   | 94   | 97  | 139  | 130   |
| 2 232   | 1 133  | 1 220   | 124   | 166   | 110  | 135  | 101  | 103  | 103   | 117  | 91   | 102   | 157  | 90   | 100   | 136  | 117   |
| 1 696   | 781  | 1 029   | 107   | 151   | 88   | 127  | 100  | 103  | 105   | 119  | 86   | 106   | 158  | 95   | 64  | 129  | 110   |
| 2 774   | 1 195  | 1 960   | 122   | 161   | 112  | 143  | 100  | 105  | 104   | 115  | 89   | 108   | 151  | 103  | 100   | 136  | 145   |
| 2 928   | 1 265  | 1 909   | 129   | 168   | 113  | 141  | 100  | 106  | 106   | 113  | 107  | 116   | 114  | 99   | 111   | 142  | 140   |
| 2 603   | 1 124  | 1 654   | 126   | 156   | 109  | 134  |  |  |   |  |  |   |  | 97   | 105   | 147  | 146   |

## Kausivaihtelusta puhdistettuja tilastosarjoja

## Säsongutjämnade serier

## Seasonally adjusted series



|                                   |      | Teollisuustuotannon volyymi-indeksi<br>Volymindex för industriproduktionen<br>Volume index of industrial production  |     |     |     |        |     |        |     |     |     |
|-----------------------------------|------|--|-----|-----|-----|--------|-----|--------|-----|-----|-----|
| Vuosi ja kuukausi<br>År och månad |      | Maajällyn jal., kumi, muovii- yms. tuott. valmistus<br>Petroleumraffineriing, tillverk. av gummi-, plast-<br>od. varor - Petroleum refineries, manuf. of rubber,<br>plastic etc. products 1970=100 353-6<br>Savi, lasi- ja kivituoitt. valmistus - Ler, glas-<br>och stenproduktitillverkning - Manuf. of non-<br>metallic mineral products, except products of<br>petroleum and coal 1970=100 361-9<br>Metallien valmistus - Metallframställning - Basic<br>metal industries 1970=100 371-2 ○ △<br>Metallituotteiden valmistus - Metallvarutillverk-<br>ning - Manufacture of fabricated metal products<br>except machinery and equipment 1970=100 381<br>Koneiden valmistus - Maskintillverkning -<br>Manufacture of machinery 382 ○ △<br>Sähköteknisten tuotteiden valmistus - Tillverk-<br>ning av el. produkter - Manuf. of electrical<br>machinery, apparatus, appliances and supplies<br>1970=100 383 ○ △<br>Kulkuneuvojen valmistus - Transportmedelstilt-<br>verkning - Manufacture of transport equipments<br>1970=100 384<br>Sähkö-, kaasu- ja vesihuolto - El, gas- och<br>vattenförsörjn. - Electricity, gas and water<br>1970=100 4 ○ △<br>Puu- ja paperiteollisuus - Trä- och pappersindustri -<br>Manufacture of wood, paper and paper products<br>1970=100 331,341 ○<br>Metalliteollisuus - Metallindustri -<br>Manufacture of metal and metal products<br>1970=100 37-38 ○ |     |     |     |        |     |        |     |     |     |
|                                   |      | V39  | V40 | V41 | V42 | V43    | V44 | V45    | V46 | V47 | V48 |
| 1974                              | I    | 107  | 135 | 130 | 135 | 138    | 157 | 134    | 132 | 119 | 141 |
|                                   | II   | 111  | 138 | 132 | 135 | 137    | 159 | 121    | 129 | 127 | 136 |
|                                   | III  | 111  | 139 | 134 | 134 | 141    | 162 | 1) 131 | 129 | 125 | 137 |
|                                   | IV   | 114  | 146 | 136 | 136 | 141    | 164 | 133    | 130 | 117 | 143 |
|                                   | V    | 112  | 139 | 136 | 134 | 1) 139 | 165 | 131    | 133 | 114 | 138 |
|                                   | VI   | 95   | 133 | 136 | 135 | 141    | 165 | 140    | 144 | 123 | 142 |
|                                   | VII  | 100  | 137 | 139 | 127 | 144    | 171 | 138    | 149 | 128 | 142 |
|                                   | VIII | 111  | 138 | 136 | 137 | 144    | 173 | 137    | 150 | 116 | 148 |
|                                   | IX   | 104  | 136 | 135 | 132 | 142    | 174 | 136    | 145 | 117 | 141 |
|                                   | X    | 105  | 133 | 131 | 137 | 142    | 170 | 135    | 142 | 115 | 141 |
|                                   | XI   | 104  | 128 | 132 | 139 | 145    | 172 | 140    | 138 | 110 | 145 |
|                                   | XII  | 101  | 117 | 132 | 136 | 145    | 172 | 139    | 136 | 105 | 145 |
| 1975                              | I    | 95   | 127 | 134 | 133 | 147    | 176 | 161    | 137 | 89  | 149 |
|                                   | II   | 100  | 141 | 134 | 125 | 147    | 180 | 156    | 139 | 100 | 147 |
|                                   | III  | 106  | 135 | 134 | 145 | 147    | 180 | 152    | 139 | 97  | 152 |
|                                   | IV   | 93   | 135 | 136 | 138 | 148    | 184 | 169    | 143 | 94  | 152 |
|                                   | V    | 91   | 135 | 132 | 140 | 149    | 183 | 157    | 141 | 103 | 151 |
|                                   | VI   | 106  | 124 | 125 | 131 | 150    | 179 | 155    | 138 | 92  | 150 |
|                                   | VII  | 96   | 126 | 120 | 126 | 151    | 177 | 156    | 131 | 79  | 145 |
|                                   | VIII | 97   | 120 | 122 | 151 | 152    | 176 | 149    | 131 | 78  | 149 |
|                                   | IX   | 93   | 126 | 125 | 131 | 152    | 175 | 167    | 133 | 87  | 152 |
|                                   | X    | 96   | 118 | 125 | 130 | 151    | 175 | 167    | 133 | 84  | 149 |
|                                   | XI   | 80   | 120 | 123 | 127 | 151    | 178 | 168    | 135 | 81  | 149 |
|                                   | XII  | 91   | 127 | 124 | 126 | 146    | 177 | 173    | 140 | 85  | 153 |
|                                   | XII  | 86   | 121 | 124 | 120 | 147    | 175 | 160    | 144 | 83  | 141 |
| 1976                              | I    | 102  | 117 | 122 | 128 | 144    | 169 | 169    | 145 | 93  | 148 |
|                                   | II   | 100  | 106 | 126 | 123 | 147    | 171 | 164    | 147 | 83  | 149 |
|                                   | III  | 91   | 114 | 126 | 116 | 147    | 171 | 163    | 147 | 92  | 143 |
|                                   | IV   | 100  | 113 | 128 | 123 | 147    | 175 | 176    | 149 | 94  | 148 |
|                                   | V    | 99   | 109 | 132 | 120 | 147    | 176 | 171    | 151 | 91  | 151 |
|                                   | VI   | 100  | 120 | 133 | 126 | 145    | 173 | 172    | 148 | 94  | 151 |
|                                   | VII  | 108  | 118 | 133 | 130 | 138    | 167 | 173    | 146 | 91  | 148 |
|                                   | VIII | 105  | 108 | 134 | 106 | 135    | 168 | 162    | 147 | 73  | 138 |
|                                   | IX   | 97   | 113 | 137 | 129 | 135    | 173 | 171    | 152 | 97  | 148 |
|                                   | X    | 107  | 129 | 141 | 136 | 138    | 176 | 168    | 158 | 103 | 151 |
|                                   | XI   | 112  | 127 | 144 | 146 | 138    | 172 | 168    | 158 | 105 | 150 |
|                                   | XII  | 98   | 120 | 144 | 136 | 138    | 171 | 164    | 157 | 96  | 145 |
|                                   | XII  | 109  | 126 | 145 | 139 | 136    | 168 | 171    | 156 | 97  | 153 |
| 1977                              | I    | 95   | 130 | 149 | 136 | 134    | 168 | 158    | 160 | 93  | 145 |
|                                   | II   | 96   | 121 | 146 | 142 | 124    | 158 | 161    | 157 | 94  | 147 |
|                                   | III  | 99   | 103 | 147 | 118 | 121    | 149 | 134    | 155 | 85  | 124 |
|                                   | IV   | 98   | 101 | 148 | 142 | 118    | 146 | 120    | 152 | 96  | 129 |
|                                   | V    | 86   | 115 | 158 | 140 | 124    | 148 | 148    | 157 | 93  | 142 |
|                                   | VI   | 103  | 117 | 162 | 137 | 123    | 140 | 167    | 156 | 96  | 147 |
|                                   | VII  | 130  | 108 | 170 | 95  | 119    | 142 | 179    | 159 | 68  | 132 |
|                                   | VIII | 104  | 114 | 170 | 131 | 118    | 146 | 157    | 164 | 98  | 140 |
|                                   | IX   | 121  | 119 | 170 | 130 | 123    | 165 | 172    | 168 | 106 | 148 |
|                                   | X    | 131  | 116 |     | 141 |        |     | 163    |     | 101 | 148 |

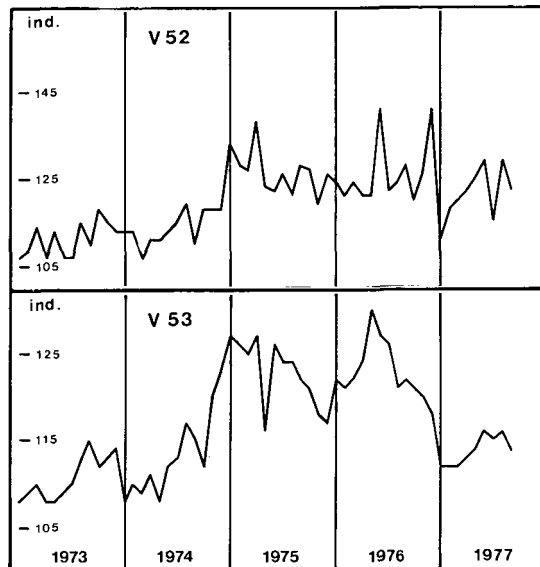
△ 3 kuukauden liukuva keskiarvo – 3 månaders glidande medelvärde – 3 month moving average

○ Työpäivää kohti – Per arbetsdag – Per working day

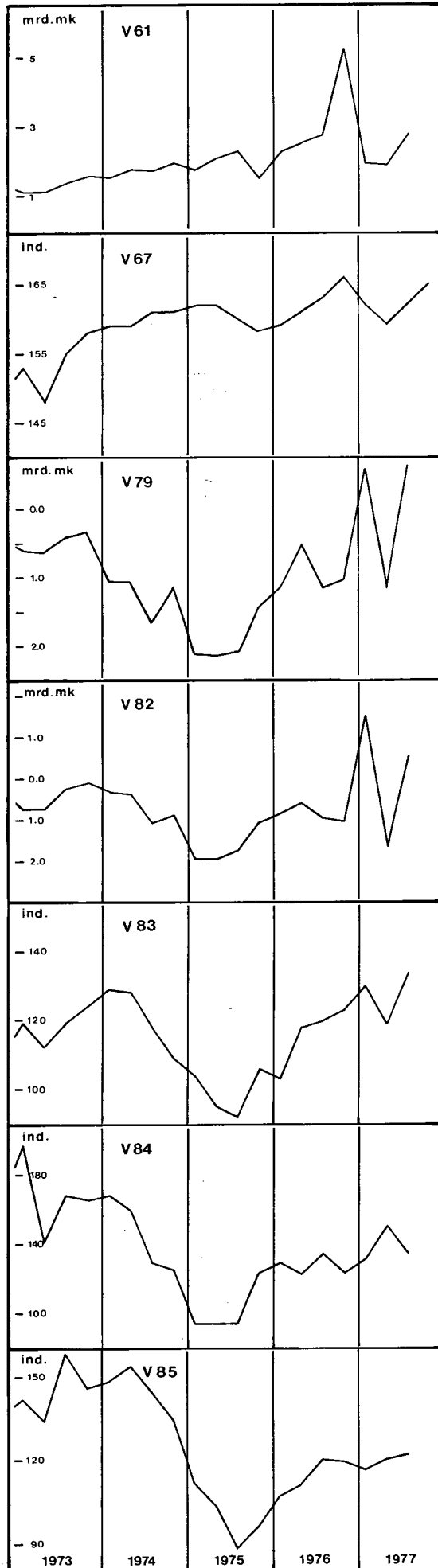
1) Lakon tms. vaikutus näkyvissä – Påverkat av strejk o.d. – Affected by strike and the like

Ks. Huomautusosasto vuoden ensimmäisessä numerossa – Se notavdelningen i häfte 1 – See note section in the January issue

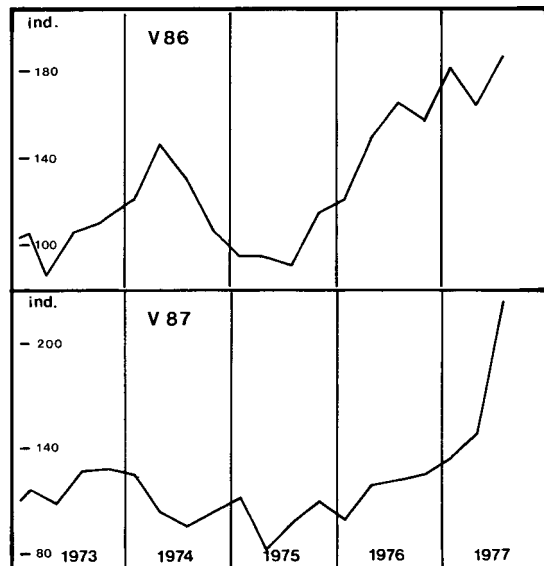
| Kotimaankauppa<br>Handeln<br>Commerce                                |   |  |   |  |   |  | Valtiontalous<br>Statens finanser<br>State finances |   |  |  |  |   |   | Palkat ja kansantulo –<br>Löner och nationalin-<br>komst – Wages and<br>national income |   |  |  |   |
|--|---|--|---|--|---|--|---|---|--|--|--|---|---|---|---|--|--|---|
| Muu tehdasteollisuus –<br>Other manufacturing industries<br>1970=100 | Tukkuymyynnin arvo –<br>Wholesale value<br>1 000 000 mk | Vähittäismyynnin arvo –<br>Retailing value<br>1 000 000 mk | Tukkuymyynnin volyymi –<br>Wholesale volume<br>1972=100 | Vähittäismyynnin volyymi –<br>Retailing volume<br>1972=100 | Myyntien volyymi –<br>Försäljning-<br>volyymi – Volume of sales<br>1972=100 | Varastojen volyymi –<br>Volyymi av<br>lager – Volume of stocks<br>1972=100 |   | Menot (ilman kuoletuksia) –<br>Utgifter (utan<br>amorteringar) – Expenditure (excluding<br>amortization) 1 000 000 mk | Kulutusten –<br>Konsumtionsutgifter –<br>Consumption expenditure<br>1 000 000 mk | Siirtomenot –<br>Överföringsutgifter – Transfer<br>expenditure<br>1 000 000 mk | Reaalisijoitukset –<br>Realinvesteringar – Real<br>investments<br>1 000 000 mk | Tuotot (ilman lainoja) –<br>Inkomster (utan upp-<br>låning) – Revenue (excluding borrowing)<br>1 000 000 mk | Tulo- ja omaisuusvero –<br>Inkomst- och förmögen-<br>hetskatt – Income and property tax<br>1 000 000 mk | Liikevaihtovero –<br>Omsättningsskatt –<br>Sales tax<br>1 000 000 mk                    | Valmisteverot –<br>Acciser – Excise tax<br>1 000 000 mk | Bruttokansantuote mkh –<br>Inhemsk brutto-<br>produkt till marknadspris – Gross<br>domestic product at market price,<br>1 000 000 mk | Kansantulo –<br>Nationalinkomst –<br>National income<br>1 000 000 mk | Palkkasumma –<br>Lönsumma – Wages<br>and salaries<br>1 000 000 mk |
| V49  | V50   | V51  | V52   | V53  | V54   | V55  | V56   | V57   | V58  | V59  | V60  | V61   | V62   | V63   | V64   | V65  | V66  |   |
| 123  | 43 212  | 33 136   | 114   | 113  | 117   | 118  | 1974  | 19 351  | 5 454  | 9 021  | 2 385  | 20 442  | 6 869   | 5 402   | 2 058   | 83 875   | 66 789   | 32 249  |
| 123  | 3 263   | 2 395  | 113   | 108  | 114   | 110  | I   | 4 197   | 1 238  | 1 889  | 521  | 4 627   | 1 507   | 1 257   | 450   | 19 460   | 15 434   | 8 201   |
| 121  | 3 333   | 2 525  | 113   | 110  | 118   | 115  | II  | 4 554   | 1 327  | 2 081  | 568  | 4 980   | 1 759   | 1 388   | 453   | 20 668   | 16 413   | 8 933   |
| 121  | 3 251   | 2 524  | 107   | 109  | 117   | 115  | III   | 5 345   | 1 429  | 2 523  | 649  | 5 211   | 1 681   | 1 383   | 566   | 20 960   | 16 942   | 9 282   |
| 123  | 3 416   | 2 595  | 111   | 111  | 115   | 117  | IV  | 5 255   | 1 460  | 2 528  | 647  | 5 624   | 1 922   | 1 374   | 589   | 22 787   | 18 000   | 9 833   |
| 122  | 3 475   | 2 706  | 111   | 108  | 118   | 121  |   |   |  |  |  |   |   |   |   |  |  |   |
| 123  | 3 562   | 2 698  | 113   | 112  | 115   | 121  | 1975  | 26 927  | 7 083  | 12 731   | 3 089  | 24 778  | 7 492   | 6 108   | 2 532   | 97 638   | 78 856   | 44 674  |
| 124  | 3 651   | 2 748  | 115   | 113  | 116   | 120  | I   | 6 133   | 1 619  | 3 028  | 678  | 5 683   | 1 728   | 1 425   | 606   | 23 604   | 18 949   | 10 355  |
| 125  | 3 818   | 2 863  | 119   | 117  | 116   | 122  | II  | 6 720   | 1 713  | 3 086  | 772  | 6 346   | 2 047   | 1 530   | 694   | 24 524   | 19 869   | 11 117  |
| 122  | 3 628   | 2 922  | 110   | 115  | 114   | 118  | III   | 7 028   | 1 849  | 3 197  | 840  | 6 745   | 2 262   | 1 573   | 587   | 24 589   | 19 912   | 11 481  |
| 125  | 3 935   | 2 855  | 118   | 112  | 115   | 120  | IV  | 7 046   | 1 902  | 3 420  | 799  | 6 004   | 1 455   | 1 580   | 645   | 24 921   | 20 126   | 11 721  |
| 124  | 3 951   | 3 106  | 118   | 120  | 120   | 121  |   |   |  |  |  |   |   |   |   |  |  |   |
| 126  | 3 929   | 3 199  | 118   | 123  | 122   | 119  | 1976  | 30 555  | 8 302  | 14 767   | 3 379  | 30 728  | 12 729  | 6 632   | 3 403   | 108 739  | 87 356   | 50 322  |
|  |   |  |   |  |   |  | I   | 7 089   | 1 968  | 3 339  | 826  | 6 916   | 2 252   | 1 597   | 744   | 25 704   | 20 738   | 12 162  |
| 121  | 53 580  | 42 296   | 127   | 123  | 120   | 124  | II  | 7 728   | 2 122  | 3 791  | 879  | 7 211   | 2 507   | 1 571   | 787   | 26 403   | 21 134   | 12 286  |
| 122  | 4 492   | 3 399  | 133   | 127  | 122   | 125  | III   | 7 851   | 2 111  | 3 790  | 765  | 7 513   | 2 767   | 1 667   | 923   | 27 880   | 22 367   | 12 827  |
| 125  | 4 320   | 3 452  | 128   | 126  | 122   | 126  | IV  | 7 887   | 2 101  | 3 847  | 909  | 9 088   | 5 203   | 1 797   | 949   | 28 752   | 23 117   | 13 047  |
| 128  | 4 365   | 3 440  | 127   | 125  | 122   | 124  |   |   |  |  |  |   |   |   |   |  |  |   |
| 123  | 1)4 779   | 1)3 551  | 1)138   | 1)127  | 121   | 126  | 1977  | 8 634   | 2 316  | 4 084  | 886  | 6 892   | 1 922   | 1 714   | 1 113   | 119 886  | 94 084   | 53 882  |
| 118  | 1)4 283   | 1)3 203  | 1)123   | 1)116  | 114   | 123  | I   | 8 273   | 2 291  | 4 198  | 864  | 7 364   | 1 821   | 2 085   | 1 051   | 28 558   | 22 809   | 13 022  |
| 121  | 4 294   | 3 595  | 122   | 1)126  | 122   | 120  | II  | 8 326   | 2 407  | 4 217  | 855  | 8 507   | 2 725   | 2 324   | 1 170   | 29 119   | 22 660   | 13 103  |
| 116  | 4 469   | 3 585  | 126   | 124  | 119   | 122  | III   |   |  |  |  |   |   |   |   | 30 746   | 24 086   | 13 776  |
| 123  | 4 337   | 3 625  | 121   | 124  | 122   | 122  | IV  |   |  |  |  |   |   |   |   | 31 463   | 24 529   | 13 981  |
| 121  | 4 583   | 3 626  | 128   | 122  | 121   | 126  |   |   |  |  |  |   |   |   |   |  |  |   |
| 119  | 4 643   | 3 638  | 127   | 121  | 120   | 125  |   |   |  |  |  |   |   |   |   |  |  |   |
| 122  | 4 360   | 3 593  | 119   | 118  | 119   | 126  |   |   |  |  |  |   |   |   |   |  |  |   |
| 114  | 4 655   | 3 589  | 126   | 117  | 115   | 124  |   |   |  |  |  |   |   |   |   |  |  |   |
| 121  | 59 719  | 48 275   | 126   | 123  | 119   | 123  |   |   |  |  |  |   |   |   |   |  |  |   |
| 120  | 4 603   | 3 820  | 124   | 122  | 116   | 125  |   |   |  |  |  |   |   |   |   |  |  |   |
| 120  | 4 553   | 3 817  | 121   | 121  | 116   | 124  |   |   |  |  |  |   |   |   |   |  |  |   |
| 120  | 4 690   | 3 850  | 124   | 122  | 1)112   | 127  |   |   |  |  |  |   |   |   |   |  |  |   |
| 120  | 4 633   | 3 964  | 121   | 124  | 118   | 125  |   |   |  |  |  |   |   |   |   |  |  |   |
| 124  | 4 634   | 4 102  | 121   | 130  | 1)128   | 123  |   |   |  |  |  |   |   |   |   |  |  |   |
| 123  | 1)5 442   | 4 089  | 1)141   | 127  | 121   | 128  |   |   |  |  |  |   |   |   |   |  |  |   |
| 110  | 1)4 841   | 4 120  | 1)122   | 126  | 122   | 124  |   |   |  |  |  |   |   |   |   |  |  |   |
| 121  | 5 017   | 4 036  | 124   | 121  | 120   | 122  |   |   |  |  |  |   |   |   |   |  |  |   |
| 125  | 5 237   | 4 119  | 128   | 122  | 118   | 119  |   |   |  |  |  |   |   |   |   |  |  |   |
| 122  | 4 905   | 4 100  | 120   | 121  | 120   | 119  |   |   |  |  |  |   |   |   |   |  |  |   |
| 120  | 5 242   | 4 141  | 126   | 120  | 117   | 115  |   |   |  |  |  |   |   |   |   |  |  |   |
| 125  | 5 922   | 4 117  | 141   | 118  | 117   | 127  |   |   |  |  |  |   |   |   |   |  |  |   |
| 119  | 4 719   | 3 926  | 111   | 112  | 110   | 124  |   |   |  |  |  |   |   |   |   |  |  |   |
| 117  | 5 010   | 3 983  | 118   | 112  | 111   | 123  |   |   |  |  |  |   |   |   |   |  |  |   |
| 111  | 5 135   | 4 046  | 120   | 112  | 110   | 113  |   |   |  |  |  |   |   |   |   |  |  |   |
| 107  | 5 299   | 4 111  | 122   | 113  | 116   | 116  |   |   |  |  |  |   |   |   |   |  |  |   |
| 114  | 5 493   | 4 169  | 125   | 114  | 119   | 124  |   |   |  |  |  |   |   |   |   |  |  |   |
| 115  | 5 721   | 4 353  | 129   | 116  | 114   | 107  |   |   |  |  |  |   |   |   |   |  |  |   |
| 109  | 5 104   | 4 298  | 115   | 115  | 118   | 114  |   |   |  |  |  |   |   |   |   |  |  |   |
| 118  | 5 784   | 4 345  | 129   | 116  | 111   | 116  |   |   |  |  |  |   |   |   |   |  |  |   |
| 119  | 5 453   | 4 310  | 122   | 114  | 109   | 115  |   |   |  |  |  |   |   |   |   |  |  |   |
| 122  |   |  |   |  | 111   |  |   |   |  |  |  |   |   |   |   |  |  |   |



Kausivaihtelusta puhdistettuja tilastosarjoja  
Säsongutjämnade serier  
Seasonally adjusted series



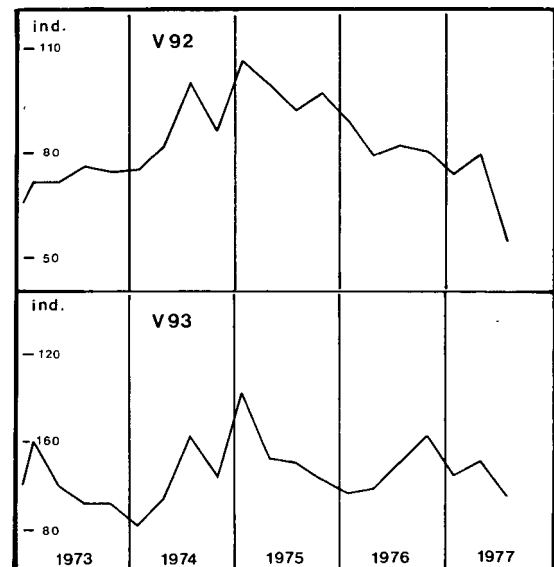
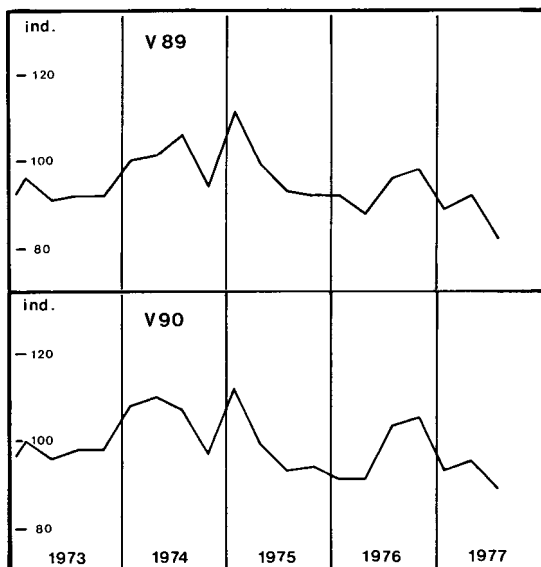
| Vuosi ja neljännes<br>År och kvartal<br>Year and quarter | Tuotannon volyymi-indeksit<br>Index för produktionsvolymen<br>Indexes of production |  |  |  |  |   |  |   |   |  |
|--|---|--|--|--|--|---|--|---|---|--|
|  | Bruttokansantuote –<br>Inhemsk bruttoprodukt<br>Gross domestic product<br>1964=100  | Teollisuus –<br>Industri –<br>Industry<br>1964=100 | Maatalous –<br>Jordbruk –<br>Agriculture<br>1964=100 | Metsätalous –<br>Skogsbruk –<br>Forestry<br>1964=100 | Talorakennustoiminta –<br>Husbyggnadsverksamhet –<br>Building construction<br>1973 = 100 | Maa- ja vesirakennustoiminta –<br>Jord- och vatten-<br>byggnadsverksamhet –<br>Other construction<br>1964=100 | Liikenne –<br>Samfärdsel –<br>Communications<br>1964=100 | Kauppa, pankit ja vakuutus –<br>Handel, banker och<br>försäkring –<br>Commerce, banking and insurance<br>1964=100 | Julkisen toiminta –<br>Offentlig verksamhet –<br>General government<br>1964=100 | Muut palveluslajit –<br>Andra tjänster –<br>Other services<br>1964=100 |
|  | V67   | V68  | V69  | V70  | V71 <sup>3)</sup>  | V72   | V73  | V74   | V75   | V76  |
| 1974   | 160   | 197  | 89   | 100  | 104  | 103   | 163  | 178   | 167   | 157  |
| I  | 159   | 197  | 96   | 99   | 103  | 102   | 162  | 174   | 164   | 155  |
| II   | 159   | 196  | 79   | 100  | 109  | 104   | 164  | 175   | 166   | 157  |
| III  | 161   | 200  | 91   | 105  | 101  | 102   | 164  | 180   | 168   | 158  |
| IV   | 161   | 195  | 88   | 95   | 104  | 102   | 163  | 183   | 170   | 159  |
| 1975   | 161   | 191  | 97   | 85   | 108  | 104   | 158  | 188   | 176   | 161  |
| I  | 162   | 193  | 84   | 99   | 114  | 106   | 164  | 191   | 172   | 159  |
| II   | 162   | 196  | 94   | 89   | 114  | 104   | 161  | 188   | 174   | 161  |
| III  | 160   | 188  | 100  | 80   | 103  | 104   | 153  | 188   | 177   | 162  |
| IV   | 158   | 188  | 111  | 70   | 100  | 103   | 153  | 184   | 179   | 162  |
| 1976   | 162   | 192  | 100  | 84   | 91   | 103   | 160  | 190   | 186   | 163  |
| I  | 159   | 189  | 102  | 72   | 89   | 103   | 155  | 190   | 183   | 162  |
| II   | 161   | 190  | 106  | 80   | 85   | 103   | 156  | 189   | 184   | 163  |
| III  | 163   | 191  | 99   | 90   | 94   | 102   | 162  | 189   | 187   | 164  |
| IV   | 166   | 197  | 91   | 95   | 97   | 104   | 166  | 192   | 189   | 164  |
| 1977   | 162   | 189  | 96   | 87   |  | 101   | 161  | 185   | 195   | 166  |
| I  | 162   | 187  | 103  | 87   | 96   | 100   | 159  | 184   | 192   | 166  |
| II   | 159   | 185  | 87   | 82   | 90   | 99  | 155  | 185   | 193   | 165  |
| III  | 162   | 191  | 92   | 87   | 94   | 103   | 163  | 183   | 196   | 166  |
| IV   | 165   | 191  | 102  | 92   |  | 103   | 165  | 189   | 197   | 167  |



3) Talonrakennustilaston mukaan  
Enligt husbyggnadsstatistik  
By house construction statistics

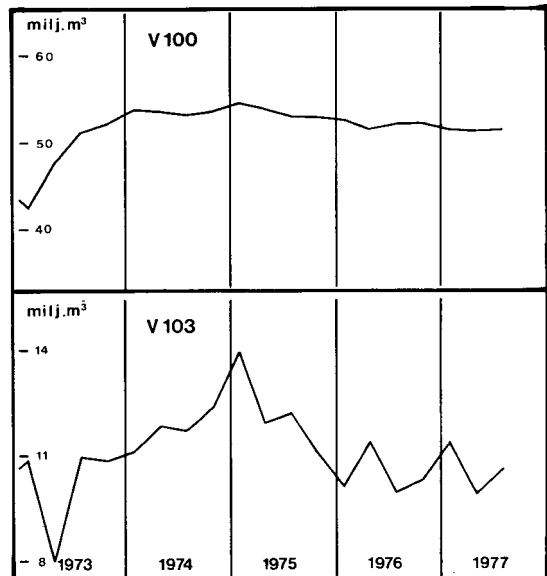
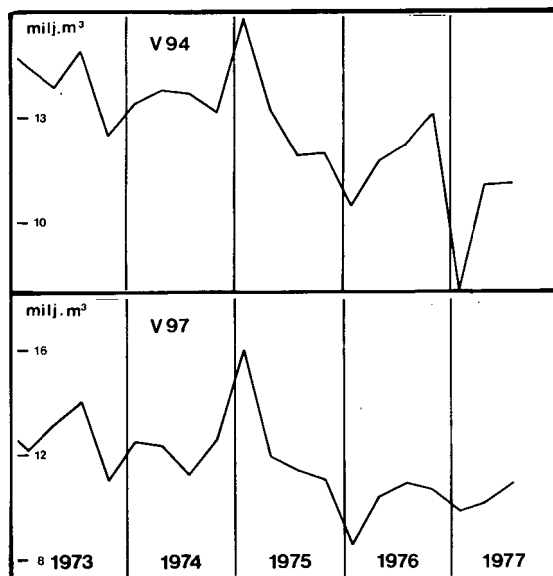
△ 3 kuukauden liukuva keskiarvo – 3 månaders glidande medelvärde – 3 month moving average  
○ Työpäivää kohti – Per arbetsdag – Per working day  
1) Lakon tms. vaikutus näkyvissä – Påverkat av strejk o.d. – Affected by strike and the like  
Ks. Huomautusosasto vuoden ensimmäisessä numerossa – Se notavdelningen i häfte 1 – See note section in the January issue

| Ulkomaankauppa<br>Utrikeshandel<br>Foreign trade |   |   | Siitä länsikauppa<br>Därav västhandel<br>Of which trade with<br>market economies |   |   | Volyyymi-indeksit<br>Volymindex<br>Volume index     |  |  |  |   |   |   |   |   |   |   |
|--|---|---|--|---|---|---|--|--|--|---|---|---|---|---|---|---|
| Vienti – Export – Exports<br>1 000 000 mk        | Tuonti – Import – Imports<br>1 000 000 mk | Kauppataasen ylijäämä tai vajaus – Handelsbalansens överskott eller underskott – Trade balance 1 000 000 mk | Vienti – Export – Exports<br>1 000 000 mk  | Tuonti – Import – Imports<br>1 000 000 mk | Kauppataasen ylijäämä tai vajaus – Handelsbalansens överskott eller underskott – Trade balance 1 000 000 mk | Koko vienti – Total export – Total exports 1975=100 | Puutavateollisuus – Trävaruindustri – Wood industry 1975=100 | Paperiteollisuus – Pappersindustri – Paper industry 1975=100 | Kemiallinen teollisuus – Kemisk industri – Manufacture of chemicals 1975=100 | Metallien perusteollisuus – Metallbasindustri – Basic metal industries 1975=100 | Metallituote- ja koneiteollisuus – Metallprodukt- och maskinindustri – Manufacture of metal products and machinery 1975=100 | Koko tuonti – Total import – Total imports 1975=100 | Raaka-aineet ja tuotantotarvikkeet – Råmaterial och produktionsföremål – Raw materials and production supplies 1975=100 | Poltto- ja voiteluaineet – Brännmaterial och smörjmedel – Fuels and lubricants 1975=100 | Investointitavarat – Investeringssvaror – Investment goods 1975=100 | Kulustavarat – Konsumtionsvaror – Consumers' goods 1975=100 |
| V77  | V78                                       | V79   | V80  | V81                                       | V82   | V83   | V84  | V85  | V86  | V87   | V88   | V89   | V90   | V91   | V92   | V93   |
| 20 759   | 25 742                                    | -4 983  | 17 335   | 20 016                                    | -2 681  | 121   | 135  | 145  | 126  | 106   | 96  | 100   | 106   | 119   | 86  | 90  |
| 4 777  | 5 820                                     | -1 043  | 4 091  | 4 423                                     | -332  | 129   | 164  | 148  | 121  | 125   | 98  | 100   | 108   | 144   | 75  | 81  |
| 5 335  | 6 405                                     | -1 070  | 4 543  | 4 975                                     | -432  | 128   | 159  | 153  | 146  | 103   | 98  | 101   | 110   | 114   | 82  | 87  |
| 5 295  | 6 980                                     | -1 685  | 4 393  | 5 462                                     | -1 069  | 118   | 125  | 144  | 129  | 95  | 94  | 106   | 107   | 110   | 100   | 101   |
| 5 352  | 1)6 537                                   | -1 185  | 4 308  | 5 156                                     | -848  | 109   | 93   | 134  | 107  | 102   | 94  | 1) 94   | 97  | 107   | 86  | 92  |
| 20 292   | 28 070                                    | -7 778  | 15 482   | 22 048                                    | -6 566  | 99  | 101  | 100  | 99   | 100   | 98  | 99  | 100   | 103   | 99  | 98  |
| 5 400  | 1)7 512                                   | -2 112  | 4 168  | 1)6 092                                   | -1 924  | 104   | 93   | 112  | 96   | 112   | 96  | 1) 111  | 112   | 110   | 107   | 111   |
| 1)4 840  | 6 995                                     | -2 155  | 1)3 557  | 5 492                                     | -1 935  | 1) 95   | 93   | 103  | 95   | 81  | 86  | 99  | 99  | 121   | 99  | 96  |
| 1)4 645  | 6 718                                     | -2 073  | 1)3 530  | 1)5 084                                   | -1 554  | 1) 92   | 93   | 88   | 91   | 96  | 105   | 93  | 93  | 90  | 92  | 95  |
| 5 407  | 6 845                                     | -1 438  | 4 227  | 5 380                                     | -1 153  | 106   | 123  | 96   | 114  | 109   | 103   | 92  | 94  | 90  | 97  | 91  |
| 24 530   | 28 455                                    | -3 925  | 18 731   | 22 286                                    | -3 555  | 116   | 127  | 114  | 148  | 115   | 111   | 94  | 98  | 88  | 83  | 93  |
| 5 311  | 6 471                                     | -1 160  | 4 235  | 5 073                                     | -838  | 103   | 129  | 107  | 121  | 98  | 84  | 92  | 91  | 90  | 89  | 88  |
| 6 047  | 6 591                                     | -544  | 4 531  | 5 190                                     | -659  | 118   | 122  | 111  | 148  | 118   | 120   | 88  | 91  | 75  | 79  | 89  |
| 6 330  | 7 498                                     | -1 168  | 4 812  | 5 746                                     | -934  | 120   | 134  | 120  | 166  | 121   | 118   | 96  | 103   | 96  | 82  | 95  |
| 6 842  | 7 895                                     | -1 053  | 5 153  | 6 277                                     | -1 124  | 123   | 123  | 119  | 157  | 124   | 122   | 98  | 105   | 91  | 80  | 101   |
| 7 479  | 6 932                                     | +547  | 6 849  | 5 396                                     | +1 453  | 130   | 131  | 116  | 181  | 133   | 133   | 89  | 93  | 86  | 73  | 92  |
| 7 028  | 8 217                                     | -1 189  | 4 795  | 6 479                                     | -1 684  | 119   | 150  | 120  | 164  | 143   | 94  | 92  | 95  | 111   | 79  | 95  |
| 8 228  | 7 648                                     | +580  | 6 135  | 5 598                                     | +537  | 134   | 134  | 122  | 186  | 222   | 138   | 82  | 89  | 105   | 54  | 87  |



Kausivaihtelusta puhdistettuja tilastosarjoja  
Säsongutjämnade serier  
Seasonally adjusted series

| Vuosi ja neljännes<br>År och kvartal<br>Year and quarter | Talonrakennustoiminta<br>Husbyggnadsverksamhet<br>House construction                    |   |   |  |   |   |   |   |   |  |   |   |
|--|---|---|---|--|---|---|---|---|---|--|---|---|
|  | Myönnetty talonrakennusluvat<br>Beviljade byggnadstillstånd<br>Granted building permits |   |   | Aloitett rakennukset<br>Påbörjade byggnader<br>Buildings started |   |   | Keskenäiset talonrakennustyöt<br>Igångvarande husbyggnadsarbeten<br>Buildings not completed |   |   | Valmistuneet rakennukset<br>Färdigställda byggnader<br>Completed buildings |   |   |
|  | Yhteensä – Summa – Total<br>1 000 000 m <sup>3</sup>                                    | Asumusrakennukset – Bostadsbyggnader –<br>Residential buildings<br>1 000 000 m <sup>3</sup> | Teollisuus- ja liikerakennukset –<br>Industri- och affärsbyggnader –<br>Industrial and business buildings<br>1 000 000 m <sup>3</sup> | Yhteensä – Summa – Total<br>1 000 000 m <sup>3</sup>             | Asumusrakennukset – Bostadsbyggnader –<br>Residential buildings<br>1 000 000 m <sup>3</sup> | Teollisuus- ja liikerakennukset –<br>Industri- och affärsbyggnader –<br>Industrial and business buildings<br>1 000 000 m <sup>3</sup> | Yhteensä – Summa – Total<br>1 000 000 m <sup>3</sup>  | Asumusrakennukset – Bostadsbyggnader –<br>Residential buildings<br>1 000 000 m <sup>3</sup> | Teollisuus- ja liikerakennukset –<br>Industri- och affärsbyggnader –<br>Industrial and business buildings<br>1 000 000 m <sup>3</sup> | Yhteensä – Summa – Total<br>1 000 000 m <sup>3</sup>                       | Asumusrakennukset – Bostadsbyggnader –<br>Residential buildings<br>1 000 000 m <sup>3</sup> | Teollisuus- ja liikerakennukset –<br>Industri- och affärsbyggnader –<br>Industrial and business buildings<br>1 000 000 m <sup>3</sup> |
| V94  | V95   | V96   | V97   | V98  | V99   | V100  | V101  | V102  | V103  | V104   | V105  |   |
| 1974   | 54.05   | 22.43   | 21.06   | 48.52  | 21.62   | 18.25   |   |   |   |  |   |   |
| I  | 13.44   | 5.86  | 5.34  | 12.47  | 6.35  | 4.19  | 53.77   | 22.29   | 20.68   | 46.95  | 21.79   | 16.96   |
| II   | 13.78   | 5.81  | 5.14  | 12.33  | 5.25  | 4.84  | 53.57   | 21.70   | 20.74   | 11.09  | 5.18  | 3.77  |
| III  | 13.68   | 5.44  | 5.29  | 11.23  | 5.04  | 4.11  | 53.08   | 21.41   | 20.55   | 11.84  | 5.69  | 4.27  |
| IV   | 13.15   | 5.32  | 5.29  | 12.49  | 4.98  | 5.11  | 53.41   | 20.87   | 21.08   | 11.72  | 5.32  | 4.35  |
| 1975   | 52.85   | 19.69   | 21.77   | 50.35  | 18.73   | 20.41   |   |   |   |  |   |   |
| I  | 15.86   | 5.27  | 1)8.23  | 15.96  | 5.04  | 7.42  | 54.37   | 20.35   | 22.14   | 49.07  | 21.22   | 18.37   |
| II   | 13.23   | 5.23  | 4.92  | 11.90  | 4.91  | 4.61  | 53.72   | 19.61   | 22.44   | 13.90  | 5.70  | 5.44  |
| III  | 11.82   | 4.44  | 4.33  | 11.41  | 4.49  | 4.37  | 52.92   | 18.99   | 22.37   | 11.87  | 5.65  | 4.05  |
| IV   | 11.94   | 4.75  | 4.29  | 11.08  | 4.29  | 4.01  | 52.89   | 18.72   | 22.10   | 12.23  | 5.21  | 4.51  |
| 1976   | 47.60   | 19.79   | 15.35   | 40.50  | 18.25   | 11.41   |   |   |   |  |   |   |
| I  | 10.46   | 4.79  | 3.69  | 8.53   | 4.17  | 2.40  | 52.44   | 18.65   | 21.35   | 41.73  | 17.87   | 15.05   |
| II   | 11.70   | 5.05  | 1)2.79  | 10.40  | 4.64  | 2.73  | 51.27   | 19.02   | 19.46   | 10.13  | 4.50  | 3.74  |
| III  | 12.26   | 5.11  | 4.11  | 10.87  | 4.91  | 2.97  | 52.02   | 19.60   | 18.82   | 11.33  | 4.24  | 4.79  |
| IV   | 13.18   | 4.84  | 4.76  | 10.70  | 4.53  | 3.31  | 52.16   | 19.33   | 19.11   | 9.96   | 4.32  | 3.45  |
| 1977   |   |   |   |  |   |   |   |   |   |  |   |   |
| I  | 8.15  | 4.58  | 2.15  | 9.74   | 4.02  | 3.01  | 51.34   | 19.33   | 17.75   | 11.33  | 4.35  | 4.81  |
| II   | 11.07   | 4.72  | 2.56  | 10.21  | 4.74  | 2.66  | 51.16   | 19.68   | 17.48   | 9.80   | 4.55  | 2.81  |
| III  | 11.17   | 4.45  | 3.40  | 10.89  | 4.61  | 3.12  | 51.24   | 19.88   | 16.60   | 10.59  | 4.24  | 4.08  |
| IV   |   |   |   |  |   |   |   |   |   |  |   |   |



22. Kauppalaivasto — Handelsflottan — Merchant fleet

| Vuoden ja kuukauden lopussa<br>Vid utgången av<br>At the end of | Koko kauppalaivasto<br>Hela handelsflottan<br>Whole merchant fleet |                                | Matkustajalaivastot<br>Passagerarfartyg<br>Passenger vessels |                                | Säiliöalukset<br>Tankfartyg<br>Tankers |                                |
|---|--|--------------------------------|--|--------------------------------|--|--------------------------------|
|   | Luku<br>Antal<br>Number  | 1 000<br>br.r.t.<br>gross tons | Luku<br>Antal<br>Number                                      | 1 000<br>br.r.t.<br>gross tons | Luku<br>Antal<br>Number                | 1 000<br>br.r.t.<br>gross tons |
|   | E 58   | E 59                           | E 60   | E 61                           | E 62                                   | E 63                           |
|   |  |                                |  |                                |  |                                |
| 1972 .....  | 496  | 1 613                          | 104  | 131                            | 59                                     | 748                            |
| 1973 .....  | 466  | 1 513                          | 112  | 172                            | 57                                     | 732                            |
| 1974 .....  | 449  | 1 624                          | 117  | 166                            | 61                                     | 853                            |
| 1975 .....  | 450  | 2 048                          | 116  | 180                            | 61                                     | 1 139                          |
| 1976 .....  | 442  | 2 090                          | 116  | 174                            | 56                                     | 1 102                          |
| 1976 VII .....  | 441  | 2 080                          | 114  | 177                            | 58                                     | 1 135                          |
| VIII .....  | 441  | 2 080                          | 114  | 177                            | 58                                     | 1 135                          |
| IX .....  | 439  | 2 056                          | 115  | 177                            | 56                                     | 1 116                          |
| X .....   | 435  | 2 042                          | 113  | 173                            | 55                                     | 1 091                          |
| XI .....  | 439  | 2 043                          | 115  | 174                            | 55                                     | 1 091                          |
| XII .....   | 442  | 2 090                          | 116  | 174                            | 56                                     | 1 102                          |
| *1977 I .....   | 441  | 2 166                          | 117  | 174                            | 56                                     | 1 182                          |
| II .....  | 439  | 2 160                          | 118  | 174                            | 55                                     | 1 181                          |
| III .....   | 442  | 2 185                          | 118  | 174                            | 56                                     | 1 188                          |
| IV .....  | 438  | 2 194                          | 118  | 198                            | 53                                     | 1 160                          |
| V .....   | 438  | 2 202                          | 118  | 198                            | 54                                     | 1 171                          |
| VI .....  | 440  | 2 212                          | 118  | 198                            | 53                                     | 1 159                          |
| VII .....   | 437  | 2 210                          | 117  | 198                            | 52                                     | 1 159                          |
| VIII .....  | 437  | 2 209                          | 117  | 198                            | 52                                     | 1 159                          |
| IX .....  | 439  | 2 220                          | 117  | 198                            | 51                                     | 1 159                          |
| X .....   | 440  | 2 234                          | 115  | 197                            | 52                                     | 1 169                          |
| XI .....  | 443  | 2 261                          | 118  | 198                            | 52                                     | 1 169                          |

23. Kotimaisten lentoyhtiöiden säännöllinen lentoliikenne  
Inhemiska flygbolags reguljära flygtrafik  
Scheduled air traffic of Finnish airlines

| Vuosi ja kuukausi<br>År och månad<br>Year and month | Lentokm<br>Flygkm<br>Kilometres flown | Matkustajakm<br>Passagerarkm<br>Passengers km | Matkustajien luku<br>Antal passagerare<br>Passengers carried | Rahtia ja postia<br>Frakt och post<br>Freight and mail |      |
|---|---------------------------------------|---|--|--|------|
|   |                                       |   |  | 1000 ton-km  |      |
|   |                                       |   |  | E 67   |      |
| 1 000   |                                       | E 64  | E 65   | E 66   | E 67 |
| 1972 ...  | 23 725                                | 936 080                                       | 1 535 774  | 27 276   |      |
| 1973 ...  | 26 908                                | 1 072 544                                     | 1 697 508  | 32 523   |      |
| 1974 ...  | 29 234                                | 1 158 092                                     | 1 884 557  | 32 608   |      |
| 1975 ...  | 30 313                                | 1 259 124                                     | 2 048 269  | 31 555   |      |
| 1976 ...  | 29 973                                | 1 379 659                                     | 2 040 427  | 33 083   |      |
| 1976 VI   | 2 525                                 | 139 023                                       | 190 428  | 2 650  |      |
| VII   | 2 626                                 | 130 503                                       | 148 878  | 2 372  |      |
| VIII  | 2 561                                 | 131 698                                       | 175 977  | 2 469  |      |
| IX  | 2 533                                 | 130 534                                       | 184 561  | 2 696  |      |
| X   | 2 565                                 | 121 791                                       | 183 871  | 3 117  |      |
| XI  | 2 498                                 | 112 604                                       | 179 675  | 3 243  |      |
| XII   | 2 391                                 | 90 129  | 146 098  | 3 309  |      |
| 1977 I  | 2 507                                 | 95 481  | 141 421  | 2 923  |      |
| II  | 2 246                                 | 93 981  | 144 951  | 2 874  |      |
| III   | 2 428                                 | 114 799                                       | 165 320  | 2 930  |      |
| IV  | 2 020                                 | 97 902  | 119 253  | 2 764  |      |
| V   | 1 747                                 | 98 078  | 111 348  | 2 633  |      |
| VI  | 2 473                                 | 156 523                                       | 187 254  | 2 946  |      |
| VII   | 2 568                                 | 134 080                                       | 133 674  | 2 484  |      |
| VIII  | 2 568                                 | 139 527                                       | 170 687  | 2 813  |      |
| IX  | 2 483                                 | 135 597                                       | 187 718  | 3 429  |      |
| X   | 2 571                                 | 123 382                                       | 174 822  | 4 724  |      |

24. Posti- ja lennätinlaitos — Post- och telegrafverket — Postal, telegraphic and telephone services

| Vuosi ja kuukausi<br>År och månad<br>Year and month | Postitoimien liikennetulo<br>Inkomster av posttraffiken<br>Postal revenue | Telettoimien liikennetulo<br>Inkomster av televerkssamhet<br>Revenue from teleservices | Muut tulot<br>Övriga inkomster<br>Other revenues | Yhteensä<br>Summa<br>Total revenue | Kaukopuhelut — Fjärrsamtal<br>Trunk calls  |   |  | Sähkösanomat, kotimaiset<br>Telegram, inrikes och till utlandet<br>Telegrams, domestic and abroad | Telexkirjoittamiset<br>Telexskrivningar<br>Telex calls  |   |
|---|---|--|--|------------------------------------|--|---|--|---|---|---|
|   |   |  |  |                                    | kotimaiset — inrikes<br>domestic   |   | ulkomaille (minuuteissa) till utlandet (i minuter) abroad. (minutes) |   | kotimaiset (maksusykäyksiä à 10 p) inrikes (taxe-impulser à 10 p) domestic (charge impulses à 10 p) | ulkomaille (minuuteissa) till utlandet (i minuter) abroad (minutes) |
|   |   |  |  |                                    | käsi- ja automaattiliikenne (3 min. jaksoja) manuell trafik (3 min. perioder) *) | automaattiliikenne (maksusykäyksiä à 20 p *) automaattisk trafik (taxe-impulser à 20 p *) |  |   |   |   |
|   |   |  |  |                                    | 1 000 mk   |   |  |   |   |   |
| E 68  | E 69  | E 70   | E 71   | E 72                               | E 73   | E 74  | E 75   | E 76  | E 77  |   |
| 1971 .....  | 263 721   | 356 552  | 94 603   | 714 877                            | 66 879   | 1 658 420   | 14 216   | 1 055   | 24 469  | 5 949   |
| 1972 .....  | 285 350   | 402 305  | 107 757  | 795 412                            | 68 421   | 1 885 980   | 16 098   | 1 052   | 29 158  | 6 843   |
| 1973 .....  | 355 896   | 478 604  | 124 272  | 958 773                            | 67 616   | 2 423 556   | 17 685   | 944   | 32 460  | 7 501   |
| 1974 .....  | 427 984   | 595 220  | 171 506  | 1 194 710                          | 60 992   | 3 205 722   | 20 034   | 941   | 40 412  | 8 020   |
| 1975 .....  | 532 341   | 767 560  | 210 184  | 1 510 085                          | 44 527   | 4 478 136   | 30 135   | 912   | 40 677  | 8 135   |
| 1976 .....  | 838 959   | 1 107 157  | 204 470  | 2 150 586                          | 33 297   | 3 260 890   | 34 602   | 852   | 57 297  | 8 499   |
| 1976 VI   | 66 201  | 55 736   | 13 735   | 135 672                            | 2 850  | 252 415   | 2 875  | 75  | 5 184   | 716   |
| VII   | 53 456  | 42 999   | 13 522   | 109 978                            | 2 697  | 208 052   | 2 228  | 66  | 3 361   | 514   |
| VIII  | 57 864  | 108 117  | 14 653   | 180 634                            | 2 801  | 251 881   | 2 941  | 67  | 4 145   | 655   |
| IX  | 76 803  | 59 009   | 15 578   | 151 390                            | 2 741  | 314 825   | 2 923  | 67  | 3 815   | 769   |
| X   | 71 849  | 139 379  | 14 372   | 225 600                            | 2 666  | 324 454   | 3 150  | 67  | 7 022   | 753   |
| XI  | 74 623  | 131 235  | 14 117   | 219 975                            | 2 568  | 332 833   | 3 431  | 66  | 5 680   | 799   |
| XII   | 116 298   | 159 450  | 48 334   | 324 082                            | 2 442  | 318 113   | 3 244  | 77  | 5 467   | 710   |
| 1977 I  | 46 065  | 64 314   | 8 702  | 119 081                            | 2 377  | 320 977   | 3 086  | 60  | 4 837   | 686   |
| II  | 70 400  | 70 918   | 15 629   | 156 947                            | 2 185  | 288 597   | 3 036  | 57  | 7 695   | 665   |
| III   | 77 747  | 144 488  | 16 850   | 239 085                            | 2 462  | 346 334   | 3 570  | 65  | 2 679   | 823   |
| IV  | 77 392  | 75 281   | 15 617   | 168 290                            | 2 290  | 311 515   | 2 860  | 65  | 6 711   | 664   |
| V   | 78 609  | 149 583  | 25 091   | 253 282                            | 2 459  | 337 280   | 2 912  | 105   | 4 842   | 742   |
| VI  | 83 963  | 79 423   | 4 874  | 168 260                            | 2 271  | 317 745   | 3 039  | 70  | 6 452   | 748   |
| VII   | 61 020  | 135 402  | 12 233   | 208 655                            | 2 207  | 260 491   | 2 086  | 63  | 4 871   | 377   |
| VIII  | 66 180  | 71 153   | 13 643   | 150 976                            | 2 258  | 328 891   | 3 047  | 67  | 2 374   | 651   |
| IX  | 86 460  | 144 396  | 14 822   | 245 678                            | 2 181  | 343 621   | 3 092  | 64  | 4 185   | 902   |
| X   | 82 084  | 80 038   | 14 011   | 176 134                            |  |   |  |   |   |   |

Ks. huomautusosasto vuoden ensimmäisessä numerossa — Se notavdelningen i häfte 1 — See note section in the January issue.

\*) Ennen vuotta 1976 maksusykäykset à 10 p.

\*) Före året 1976 taxeimpulser à 10 p.

\*) Manual exchange (3-minute periods) — \*) Automatic exchange (charge impulses à 20 p), until 1976 charge impulses à 10 p.

25. Bruttokansantuote (SNA) toimialoittain — Inhemsk bruttoprodukt (SNA) enligt näringsgrenar — Gross domestic product by industries  
Käypiin hintoihin — Till löpande priser — At current prices

| Vuosi ja neljännes<br>År och kvartal<br>Year and quarter   | 1 000 000 mk                                   |                                      |  |  |  |  |   |   |  |                              |   |  |   |                                     |   |  |   |
|--|--|--------------------------------------|--|--|--|--|---|---|--|------------------------------|---|--|---|-------------------------------------|---|--|---|
|  | Maa- ja metsätalous<br>Lantbruk<br>Agriculture | Metsätalous<br>Skogsbruk<br>Forestry | Metsästys ja kalastus<br>Jakt och fiske<br>Hunting and fishing | Kaivannaisteollisuus<br>Gruv- o.a. ekstraktiiv. industri<br>Mining and quarrying | Tehdasteollisuus<br>Fabriksindustri<br>Manufacturing | Talonrakennustoiminta<br>Husbyggnadsverksamhet<br>House construction | Maa- ja vesirakennustoiminta<br>Anläggningsverksamhet<br>Other construction | Sähkö-, kaasu-, vesijohto- yms. laitokset<br>El-, gas- och vattenverk m.m.<br>Electricity, gas, water and sanitary services | Liiikenne<br>Samfärdsel<br>Transport and communication | Kauppa<br>Handel<br>Commerce | Pankit ja vakuutuslaitokset<br>Banker och försäkringsanstalter<br>Banking and insurance | Asuntojen omistushuoneisto<br>Bostäder<br>Ownership of dwellings | Yleinen hallinto ja maanpuolustus<br>Offentlig förvaltning och försvar<br>Public administration and defence | Palvelukset<br>Tjänster<br>Services | Bruttokansantuote (SNA) tuotantokustannus-<br>hintaan — Inhemsk bruttoprodukt (SNA) till<br>produktionskostnad — Gross domestic product<br>at factor cost | Välilliset verot minus tukipalkkiot<br>Indirekta skatter minus subventioner<br>Indirect taxes less subsidies | Bruttokansantuote (SNA) markkinahintaan<br>Inhemsk bruttoprodukt (SNA) till marknadspris<br>Gross domestic product at market prices |
|  | F 1  | F 2                                  | F 3  | F 4  | F 5  | F 6  | F 7   | F 8   | F 9  | F 10                         | F 11  | F 12   | F 13  | F 14                                | F 15  | F 16   | F 17  |
| 1970 ....  | 2 698  | 2 594                                | 116  | 370  | 11 710   | 2 554  | 1 147   | 1 037   | 2 721  | 3 788                        | 943   | 2 196  | 1 702   | 5 331                               | 38 907  | 4 685  | 43 592  |
| 1971 ....  | 2 912  | 2 824                                | 124  | 229  | 12 255   | 2 836  | 1 281   | 1 116   | 3 025  | 4 155                        | 1 132   | 2 333  | 1 937   | 6 062                               | 42 221  | 5 440  | 47 661  |
| 1972 ....  | 3 233  | 2 752                                | 130  | 272  | 14 618   | 3 389  | 1 472   | 1 332   | 3 439  | 4 864                        | 1 358   | 2 537  | 2 261   | 7 045                               | 48 702  | 6 207  | 54 909  |
| 1973 ....  | 3 448  | 3 559                                | 152  | 386  | 18 281   | 4 264  | 1 730   | 1 595   | 4 178  | 6 025                        | 1 695   | 2 768  | 2 709   | 8 408                               | 59 158  | 7 588  | 66 746  |
| 1974 ....  | 3 974  | 4 960                                | 196  | 503  | 25 143   | 5 433  | 2 074   | 2 107   | 5 209  | 7 620                        | 2 202   | 3 060  | 3 416   | 10 476                              | 76 372  | 7 802  | 84 174  |
| 1975 ....  | 5 903  | 4 860                                | 245  | 376  | 27 008   | 6 787  | 2 623   | 2 831   | 6 053  | 9 186                        | 2 861   | 3 304  | 4 393   | 13 214                              | 89 644  | 8 317  | 97 961  |
| *1976 ....   | 6 385  | 4 684                                | 273  | 500  | 28 935   | 6 422  | 2 946   | 3 054   | 7 136  | 10 364                       | 3 396   | 3 639  | 5 234   | 15 592                              | 98 561  | 10 193   | 108 754   |
| 1974 I   | 668  | 1 454                                | 33   | 139  | 6 065  | 943  | 461   | 441   | 1 187  | 1 615                        | 502   | 734  | 764   | 2 385                               | 17 391  | 1 357  | 18 748  |
| II   | 906  | 1 300                                | 55   | 160  | 6 374  | 1 274  | 538   | 446   | 1 297  | 1 726                        | 530   | 752  | 841   | 2 598                               | 18 796  | 1 933  | 20 730  |
| III  | 1 615  | 894                                  | 32   | 95   | 5 582  | 1 547  | 536   | 559   | 1 354  | 1 964                        | 571   | 773  | 895   | 2 720                               | 19 134  | 1 587  | 20 721  |
| IV   | 785  | 1 312                                | 77   | 110  | 7 121  | 1 670  | 539   | 661   | 1 371  | 2 315                        | 599   | 802  | 917   | 2 773                               | 21 051  | 2 925  | 23 975  |
| 1975 I   | 873  | 1 681                                | 43   | 99   | 6 736  | 1 310  | 599   | 781   | 1 419  | 2 073                        | 664   | 803  | 973   | 2 953                               | 21 006  | 1 576  | 22 582  |
| II   | 1 385  | 1 444                                | 71   | 105  | 7 266  | 1 637  | 698   | 605   | 1 529  | 2 154                        | 698   | 814  | 1 069   | 3 228                               | 22 702  | 2 003  | 24 705  |
| III  | 2 371  | 777                                  | 39   | 81   | 5 757  | 1 955  | 666   | 622   | 1 509  | 2 328                        | 737   | 828  | 1 180   | 3 527                               | 22 375  | 1 975  | 24 349  |
| IV   | 1 274  | 959                                  | 93   | 90   | 7 249  | 1 885  | 661   | 823   | 1 596  | 2 630                        | 763   | 860  | 1 172   | 3 506                               | 23 561  | 2 764  | 26 325  |
| *1976 I  | 1 098  | 1 169                                | 47   | 133  | 7 018  | 1 163  | 700   | 831   | 1 583  | 2 227                        | 806   | 866  | 1 237   | 3 720                               | 22 599  | 1 566  | 24 166  |
| II   | 1 510  | 1 268                                | 79   | 144  | 7 518  | 1 390  | 776   | 633   | 1 700  | 2 404                        | 830   | 889  | 1 275   | 3 804                               | 24 219  | 2 438  | 26 656  |
| III  | 2 641  | 946                                  | 43   | 106  | 6 153  | 1 911  | 739   | 682   | 1 830  | 2 651                        | 869   | 917  | 1 392   | 4 139                               | 25 020  | 2 552  | 27 572  |
| IV   | 1 136  | 1 300                                | 104  | 117  | 8 246  | 1 957  | 732   | 908   | 2 023  | 3 082                        | 892   | 967  | 1 330   | 3 928                               | 26 723  | 3 637  | 30 360  |
| *1977 I  | 1 207  | 1 507                                | 52   | 160  | 7 562  | 1 335  | 749   | 955   | 1 833  | 2 375                        | 925   | 916  | 1 369   | 4 100                               | 25 043  | 1 829  | 26 872  |
| II   | 1 402  | 1 424                                | 87   | 155  | 8 086  | 1 548  | 820   | 714   | 1 975  | 2 725                        | 962   | 969  | 1 414   | 4 201                               | 26 481  | 2 957  | 29 437  |
| Volymyymi-indeksi — Volymindex — Volume index (1964 = 100) |  |                                      |  |  |  |  |   |   |  |                              |   |  |   |                                     |   |  |   |
| 1970 ....  | 95   | 111                                  | 134  | 131  | 153  | 141  | 98  | 166   | 132  | 132                          | 133   | 129  | 128   | 134                                 | 132   |  |   |
| 1971 ....  | 97   | 106                                  | 126  | 105  | 157  | 138  | 99  | 172   | 134  | 138                          | 150   | 135  | 135   | 140                                 | 136   |  |   |
| 1972 ....  | 94   | 95                                   | 130  | 123  | 176  | 149  | 103   | 195   | 143  | 152                          | 168   | 142  | 143   | 148                                 | 145   |  |   |
| 1973 ....  | 89   | 96                                   | 135  | 130  | 187  | 162  | 105   | 216   | 155  | 167                          | 189   | 150  | 151   | 157                                 | 154   |  |   |
| 1974 ....  | 88   | 96                                   | 158  | 128  | 196  | 168  | 103   | 223   | 163  | 172                          | 209   | 158  | 159   | 165                                 | 160   |  |   |
| 1975 ....  | 97   | 83                                   | 173  | 128  | 189  | 175  | 104   | 226   | 158  | 178                          | 234   | 166  | 168   | 169                                 | 161   |  |   |
| *1976 ....   | 104  | 79                                   | 169  | 131  | 191  | 153  | 103   | 248   | 160  | 177                          | 245   | 173  | 173   | 173                                 | 162   |  |   |
| 1974 I   | 57   | 124                                  | 118  | 137  | 207  | 135  | 102   | 237   | 158  | 162                          | 204   | 155  | 158   | 164                                 | 159   |  |   |
| II   | 66   | 112                                  | 192  | 154  | 197  | 162  | 107   | 190   | 165  | 164                          | 205   | 157  | 158   | 165                                 | 158   |  |   |
| III  | 168  | 62                                   | 114  | 101  | 172  | 176  | 101   | 225   | 165  | 168                          | 213   | 158  | 160   | 164                                 | 159   |  |   |
| IV   | 59   | 87                                   | 203  | 120  | 208  | 199  | 101   | 241   | 166  | 192                          | 216   | 162  | 162   | 167                                 | 166   |  |   |
| 1975 I   | 48   | 120                                  | 128  | 129  | 200  | 152  | 106   | 257   | 159  | 175                          | 230   | 163  | 166   | 167                                 | 161   |  |   |
| II   | 80   | 101                                  | 210  | 137  | 198  | 170  | 108   | 200   | 162  | 175                          | 232   | 165  | 166   | 169                                 | 162   |  |   |
| III  | 184  | 48                                   | 117  | 118  | 161  | 182  | 102   | 200   | 153  | 172                          | 237   | 166  | 168   | 169                                 | 157   |  |   |
| IV   | 76   | 64                                   | 236  | 126  | 199  | 195  | 102   | 246   | 157  | 190                          | 238   | 170  | 171   | 172                                 | 164   |  |   |
| *1976 I  | 60   | 84                                   | 125  | 130  | 196  | 121  | 102   | 278   | 149  | 165                          | 242   | 171  | 171   | 171                                 | 156   |  |   |
| II   | 99   | 91                                   | 205  | 144  | 194  | 134  | 106   | 211   | 157  | 174                          | 244   | 172  | 172   | 172                                 | 161   |  |   |
| III  | 187  | 56                                   | 114  | 118  | 162  | 166  | 101   | 227   | 161  | 173                          | 247   | 173  | 174   | 173                                 | 160   |  |   |
| IV   | 68   | 86                                   | 234  | 133  | 211  | 192  | 102   | 277   | 171  | 197                          | 248   | 177  | 176   | 175                                 | 172   |  |   |
| *1977 I  | 63   | 99                                   | 125  | 142  | 191  | 132  | 99  | 295   | 152  | 155                          | 250   | 179  | 176   | 175                                 | 158   |  |   |
| II   | 96   | 94                                   | 205  | 139  | 186  | 142  | 104   | 224   | 160  | 174                          | 252   | 180  | 176   | 175                                 | 161   |  |   |

26. Rakennuskustannusindeksi — Byggnadskostnadsindex — Building cost index

1973 = 100 Ryhmien painot ilmoitettu suluisissa — Gruppvikterna angivna inom parentes — Group weights in parentheses

| Vuosi ja kuukausi<br>År och månad<br>Year and month | Kokonaisindeksi — Totalindex — Total index |                              |                                  |   |                            |       |       |       |       |       | 0<br>Rakennuttajan<br>kustannukset<br>Byggherrens<br>kostnader<br>Client's costs | 1<br>Maanrakennus<br>Markbyggnad<br>Earth works | 2—3<br>Perustukset ja runko<br>Grund och stomme<br>Sub- and super structure | 4—5<br>Täydentävät ja pintarakenteet<br>Kompl. byggn. delar och ytbekl.<br>Completion elements and finishes |       |       |       |       |
|---|--|------------------------------|----------------------------------|---|----------------------------|-------|-------|-------|-------|-------|--|---|---|---|-------|-------|-------|-------|
|   | 0—9  |                              |                                  |   |                            | G 6   | G 7   | G 8   | G 9   |       |  |   |   |   |       |       |       |       |
|   | a  | b                            | c                                | d   | e                          |       |       |       |       |       |  |   |   |   |       |       |       |       |
|   | Työ<br>Arbete<br>Work                      | Aine<br>Material<br>Material | Palvelu<br>Tjänst<br>Performance | Kalusto<br>Utrustning<br>Plant<br>equipment | Yhteensä<br>Summa<br>Total |       |       |       |       |       |  |   |   |   |       |       |       |       |
| (260)   | (582)                                      | (126)                        | (32)                             | (1000)                                      | (60)                       | (52)  | (280) | (124) |       |       |  |   |   |   |       |       |       |       |
|   | G 1  | G 2                          | G 3                              | G 4   | G 5                        | G 6   | G 7   | G 8   | G 9   |       |  |   |   |   |       |       |       |       |
| 1973 .....  | 100.0                                      | 100.0                        | 100.0                            | 100.0                                       | 100.0                      | 100.0 | 100.0 | 100.0 | 100.0 |       |  |   |   |   |       |       |       |       |
| 1974 .....  | 114.4                                      | 129.7                        | 128.1                            | 124.9                                       | 125.4                      | 130.1 | 126.2 | 128.0 | 120.5 |       |  |   |   |   |       |       |       |       |
| 1975 .....  | 130.7                                      | 142.1                        | 144.7                            | 141.5                                       | 139.4                      | 149.2 | 149.2 | 144.5 | 116.2 |       |  |   |   |   |       |       |       |       |
| 1976 .....  | 142.4                                      | 153.5                        | 160.2                            | 159.9                                       | 151.6                      | 156.8 | 156.9 | 157.9 | 126.2 |       |  |   |   |   |       |       |       |       |
|   | 1976                                       | 1977                         | 1976                             | 1977  | 1976                       | 1977  | 1976  | 1977  | 1976  | 1977  | 1976   | 1977  | 1976  | 1977  |       |       |       |       |
| I .....   | 135.7                                      | 149.3                        | 145.7                            | 168.7                                       | 152.6                      | 173.2 | 153.2 | 190.2 | 144.2 | 164.9 | 155.5  | 178.4   | 150.1   | 161.5   | 150.6 | 172.8 | 116.6 | 142.3 |
| II .....  | 135.7                                      | 149.3                        | 147.0                            | 171.1                                       | 154.0                      | 174.1 | 153.2 | 190.2 | 145.1 | 166.4 | 158.0  | 179.7   | 149.4   | 163.9   | 151.2 | 175.2 | 117.2 | 144.2 |
| III .....   | 135.7                                      | 149.3                        | 147.4                            | 171.8                                       | 155.2                      | 174.4 | 153.2 | 190.2 | 145.5 | 166.9 | 158.6  | 180.3   | 154.6   | 164.1   | 151.4 | 175.6 | 117.8 | 145.4 |
| IV .....  | 136.5                                      | 149.3                        | 147.9                            | 172.7                                       | 155.9                      | 176.7 | 153.2 | 190.2 | 146.1 | 167.7 | 159.1  | 182.9   | 152.2   | 164.5   | 152.2 | 176.0 | 118.8 | 146.4 |
| V .....   | 145.6                                      | 149.9                        | 149.0                            | 173.6                                       | 157.5                      | 179.4 | 153.2 | 190.5 | 149.3 | 168.7 | 161.6  | 183.7   | 156.8   | 169.9   | 154.6 | 176.6 | 121.9 | 148.5 |
| VI .....  | 145.6                                      | 157.8                        | 149.7                            | 175.5                                       | 158.0                      | 182.5 | 153.2 | 190.5 | 149.8 | 172.3 | 161.9  | 189.3   | 156.3   | 172.1   | 154.8 | 179.0 | 123.0 | 153.1 |
| VII .....   | 145.6                                      | 157.8                        | 152.6                            | 176.2                                       | 160.0                      | 183.5 | 153.2 | 190.5 | 151.7 | 172.8 | 163.8  | 191.0   | 158.9   | 172.9   | 158.0 | 179.1 | 124.4 | 153.3 |
| VIII .....  | 145.6                                      | 157.8                        | 155.4                            | 179.5                                       | 162.3                      | 185.7 | 153.2 | 193.2 | 153.7 | 175.1 | 165.9  | 193.1   | 160.9   | 173.9   | 159.4 | 181.4 | 129.5 | 157.7 |
| IX .....  | 145.6                                      | 157.8                        | 159.5                            | 179.8                                       | 165.9                      | 186.0 | 172.8 | 193.2 | 157.1 | 175.3 | 168.9  | 193.3   | 160.7   | 173.9   | 163.7 | 181.6 | 133.2 | 157.8 |
| X .....   | 145.6                                      | 156.5                        | 161.2                            | 180.1                                       | 166.2                      | 186.5 | 172.8 | 193.2 | 158.1 | 175.2 | 169.7  | 193.1   | 160.6   | 173.9   | 165.5 | 182.2 | 135.9 | 157.3 |
| XI .....  | 145.6                                      | 156.5                        | 162.5                            | 180.9                                       | 166.8                      | 187.3 | 173.7 | 193.5 | 159.0 | 175.8 | 170.3  | 193.5   | 161.0   | 173.9   | 166.2 | 184.1 | 137.7 | 157.3 |
| XII .....   | 145.6                                      | 163.5                        | 167.5                            | 173.7                                       | 167.5                      | 173.7 | 173.7 | 193.5 | 159.7 | 171.7 | 171.7  | 171.7   | 161.6   | 166.7   | 166.7 | 166.7 | 138.2 | 157.3 |

| Vuosi ja kuukausi<br>År och månad<br>Year and month | 6<br>Kalusteet<br>varusteet<br>Inredning<br>utrustning<br>Furniture,<br>accessories |       | 7<br>Sivu-urakat<br>Sido-<br>entreprenader<br>Subsidiary<br>contracts |       | Siitä — Därav — Of which |       |       |       | 8<br>Työmaan<br>käyttö-<br>kustannukset<br>Arbetsplat-<br>sens drift-<br>kostnader<br>Running costs<br>of construc-<br>tion plant |       | 9<br>Työmaan<br>yhteis-<br>kustannukset<br>Arbetsplat-<br>sens kollektiva<br>kostnader<br>Joint costs<br>of plant |       | 1—6, 8—9<br>Rakennustek-<br>nilliset työt<br>Byggnads<br>tekn.arbeten<br>Construction<br>work proper |       | 1—9<br>Rakentajan<br>indeksi<br>Byggarens<br>index<br>Builder's<br>index |       |
|---|---|-------|---|-------|--------------------------|-------|-------|-------|---|-------|---|-------|--|-------|--|-------|
|   | 7.1—2<br>L.VI-työt<br>VVS-arbeten<br>Installation<br>work                           |       | 7.3<br>Sähkötyöt<br>El. installation<br>Electrical<br>installations   |       | (107)                    |       | (41)  |       | (85)  |       | (130)   |       | (740)  |       | (940)  |       |
|   | (69)  | (200) | (107)   | (41)  | (85)                     | (130) | (740) | (940) |   |       |   |       |  |       |  |       |
|   | G 10  | G 11  | G 12  | G 13  | G 14                     | G 15  | G 16  | G 17  |   |       |   |       |  |       |  |       |
| 1973 ....   | 100.0   | 100.0 | 100.0   | 100.0 | 100.0                    | 100.0 | 100.0 | 100.0 | 100.0   | 100.0 | 100.0   | 100.0 | 100.0  | 100.0 | 100.0  |       |
| 1974 ....   | 133.0   | 123.6 | 123.4   | 127.6 | 127.4                    | 119.0 | 125.5 | 125.1 | 127.4   | 119.0 | 125.5   | 125.1 | 127.4  | 119.0 | 125.5  |       |
| 1975 ....   | 142.6   | 138.7 | 138.1   | 140.2 | 142.1                    | 139.9 | 138.8 | 138.8 | 142.1   | 139.9 | 138.8   | 138.8 | 142.1  | 139.9 | 138.8  |       |
| 1976 ....   | 147.0   | 149.6 | 148.6   | 151.1 | 159.3                    | 155.3 | 151.2 | 150.8 | 159.3   | 155.3 | 151.2   | 150.8 | 159.3  | 155.3 | 151.2  |       |
|   | 1976  | 1977  | 1976  | 1977  | 1976                     | 1977  | 1976  | 1977  | 1976  | 1977  | 1976  | 1977  | 1976   | 1977  | 1976   | 1977  |
| I .....   | 138.2   | 164.4 | 144.7   | 159.4 | 144.0                    | 159.2 | 145.8 | 159.2 | 152.3   | 176.3 | 146.4   | 166.0 | 143.2  | 165.3 | 143.5  | 164.1 |
| II .....  | 138.6   | 165.1 | 145.1   | 160.5 | 144.7                    | 161.1 | 145.8 | 159.3 | 152.4   | 176.9 | 149.7   | 166.7 | 144.1  | 167.0 | 144.3  | 165.6 |
| III .....   | 136.8   | 165.8 | 145.5   | 160.5 | 145.0                    | 161.3 | 145.8 | 159.3 | 152.8   | 177.3 | 149.8   | 166.9 | 144.5  | 167.5 | 144.7  | 166.0 |
| IV .....  | 137.6   | 165.8 | 146.7   | 161.9 | 145.3                    | 163.0 | 150.5 | 159.3 | 152.9   | 178.8 | 149.8   | 166.9 | 144.9  | 168.0 | 145.3  | 166.7 |
| V .....   | 140.6   | 165.1 | 143.5   | 163.0 | 146.7                    | 163.2 | 150.5 | 163.8 | 156.3   | 179.4 | 157.0   | 167.0 | 148.6  | 169.0 | 148.6  | 167.7 |
| VI .....  | 142.7   | 166.8 | 148.8   | 165.1 | 147.0                    | 165.1 | 150.5 | 163.9 | 156.2   | 181.6 | 157.3   | 176.2 | 149.1  | 172.9 | 149.0  | 171.2 |
| VII .....   | 145.6   | 168.1 | 150.7   | 165.9 | 149.0                    | 165.1 | 154.0 | 167.2 | 156.8   | 181.6 | 157.5   | 176.6 | 151.1  | 173.2 | 151.0  | 171.6 |
| VIII .....  | 150.5   | 168.9 | 152.0   | 168.8 | 150.6                    | 169.7 | 154.0 | 167.4 | 157.3   | 184.9 | 157.7   | 176.6 | 153.1  | 175.3 | 152.9  | 173.9 |
| IX .....  | 154.9   | 169.3 | 152.8   | 169.3 | 152.1                    | 170.3 | 154.0 | 167.4 | 168.6   | 184.9 | 159.2   | 176.9 | 157.3  | 175.5 | 156.4  | 174.1 |
| X .....   | 155.1   | 169.1 | 153.0   | 169.4 | 152.5                    | 170.2 | 154.0 | 166.8 | 168.6   | 185.4 | 159.8   | 174.8 | 158.6  | 175.3 | 157.4  | 174.0 |
| XI .....  | 160.9   | 169.9 | 152.9   | 169.5 | 152.3                    | 169.9 | 154.0 | 166.8 | 169.0   | 185.3 | 159.9   | 174.8 | 159.7  | 176.1 | 158.3  | 174.7 |
| XII .....   | 162.3   | 154.0 | 154.0   | 153.9 | 153.9                    | 154.0 | 154.0 | 168.9 | 168.9   | 160.0 | 160.0   | 160.0 | 160.2  | 158.9 | 158.9  | 158.9 |

Ks. huomautusosasto vuoden ensimmäisessä numerossa — Se notavdelningen i häfte 1 — See note section in the January issue.

## 27. Tienrakennuskustannusindeksi — Vägbyggnadskostnadsindex — Cost index of road construction

1972 = 100 Ryhmien painot ilmoitettu suluisissa — Gruppvikterna angivna inom parentes — Group weights in parentheses

| Vuosi ja kuukausi<br>År och månad<br>Year and month | Työpalkat<br>Arbetslöner<br>Wages | Konetyöt<br>Maskin-<br>arbete<br>Machinework | Osaurakat<br>Delent-<br>reprenader<br>Subcontracts | Kuljetukset<br>Transporter<br>Transport | Tarveaineet<br>Material<br>Materials | Yleiskulut<br>Allmänna<br>utgifter<br>General costs | Kokonais-<br>indeksi<br>Totalindex | E-indeksi <sup>1)</sup><br>E-index <sup>1)</sup><br>E-index <sup>1)</sup> |
|---|-----------------------------------|--|--|---|--------------------------------------|---|------------------------------------|---|
|   | (16.5)                            | (13.2)                                       | (31.8)   | (16.2)                                  | (12.4)                               | (9.9)   | (100.0)                            | (73.6)  |
|   | G 18                              | G 19   | G 20   | G 21                                    | G 22                                 | G 23  | G 24                               | G 25  |
| 1973 .....  | 119                               | 109  | 113  | 107                                     | 119                                  | 117   | 114                                | 112   |
| 1974 .....  | 144                               | 134  | 142  | 137                                     | 167                                  | 147   | 144                                | 144   |
| 1975 .....  | 186                               | 157  | 170  | 153                                     | 183                                  | 201   | 173                                | 166   |
| 1976 .....  | 211                               | 176  | 193  | 176                                     | 201                                  | 222   | 195                                | 187   |
| 1975 X .....  | 201                               | 171  | 182  | 151                                     | 183                                  | 216   | 182                                | 173   |
| 1975 XI .....                                       | 200                               | 172  | 182  | 151                                     | 182                                  | 217   | 182                                | 173   |
| 1975 XII .....                                      | 199                               | 172  | 183  | 158                                     | 188                                  | 215   | 184                                | 176   |
| 1976 I .....  | 200                               | 171  | 185  | 172                                     | 194                                  | 215   | 187                                | 181   |
| 1976 II .....                                       | 200                               | 172  | 185  | 172                                     | 195                                  | 216   | 188                                | 181   |
| 1976 III .....                                      | 200                               | 173  | 185  | 173                                     | 197                                  | 215   | 188                                | 182   |
| 1976 IV .....                                       | 220                               | 171  | 187  | 173                                     | 197                                  | 224   | 193                                | 183   |
| 1976 V .....  | 218                               | 174  | 188  | 173                                     | 197                                  | 230   | 194                                | 184   |
| 1976 VI .....                                       | 215                               | 174  | 196  | 173                                     | 197                                  | 224   | 195                                | 187   |
| 1976 VII .....                                      | 212                               | 172  | 195  | 173                                     | 202                                  | 197   | 192                                | 187   |
| 1976 VIII .....                                     | 215                               | 173  | 196  | 172                                     | 205                                  | 215   | 195                                | 188   |
| 1976 IX .....                                       | 215                               | 182  | 199  | 183                                     | 206                                  | 229   | 201                                | 194   |
| 1976 X .....  | 212                               | 186  | 199  | 184                                     | 206                                  | 235   | 201                                | 195   |
| 1976 XI .....                                       | 212                               | 182  | 198  | 183                                     | 208                                  | 230   | 201                                | 194   |
| 1976 XII .....                                      | 212                               | 182  | 198  | 182                                     | 207                                  | 232   | 200                                | 193   |
| 1977 I .....  | 215                               | 184  | 200  | 190                                     | 216                                  | 247   | 205                                | 198   |
| 1977 II .....                                       | 218                               | 188  | 201  | 187                                     | 216                                  | 246   | 206                                | 198   |
| 1977 III .....                                      | 218                               | 188  | 201  | 191                                     | 217                                  | 248   | 207                                | 199   |
| 1977 IV .....                                       | 221                               | 185  | 201  | 190                                     | 218                                  | 245   | 207                                | 199   |
| 1977 V .....  | 233                               | 190  | 204  | 189                                     | 222                                  | 258   | 212                                | 201   |
| 1977 VI .....                                       | 228                               | 193  | 222  | 190                                     | 219                                  | 245   | 216                                | 209   |
| 1977 VII .....                                      | 224                               | 193  | 222  | 190                                     | 222                                  | 220   | 213                                | 210   |
| 1977 VIII .....                                     | 228                               | 191  | 222  | 189                                     | 222                                  | 241   | 215                                | 209   |
| 1977 IX .....                                       | 229                               | 195  | 223  | 192                                     | 222                                  | 253   | 218                                | 211   |
| 1977 X .....  | 232                               | 202  | 227  | 210                                     | 222                                  | 261   | 225                                | 218   |

## 28. Kuluttajahintaindeksi — Konsumentprisindex — Consumer price index

1972 = 100

| Vuosi ja kuukausi<br>År och månad<br>Year and month | Kokonais-<br>indeksi<br>Totalindex<br>Total index | Väestöryhmittäiset indeksit — Indexar för befolkningsgrupper<br>Indexes by group of population |  |  |  |   |   | Alueittaiset indeksit — Regionala indexar<br>Regional indexes |  |   |   |
|---|---|--|--|--|--|---|---|---|--|---|---|
|   |   | 1  | 2  | 2 a  | 2 b  | 2 c                                     | 3   | 1   | 2  | 3   | 4   |
|   |   | Maatalous-<br>yrittäjät<br>Jord-<br>brukare<br>Farmers   | Kaikki<br>palkan-<br>saajat<br>Alla<br>löntagare<br>— *) | Johtajat<br>ja ylem.<br>toimi-<br>henkilöt<br>Direktö-<br>rer och<br>högre<br>funktio-<br>närer — *) | Muut<br>toimi-<br>henkilöt<br>Övriga<br>funktio-<br>närer — *) | Työn-<br>tekijät<br>Arbetare<br>Workers | Eläkeläiset<br>Pensio-<br>närer<br>Pensioners | Helsinki<br>Helsing-<br>fors                                  | Muu<br>Etelä-<br>Suomi<br>Övriga<br>Södra<br>Finland<br>— *) | Väli-<br>Suomi<br>Central-<br>finland<br>Central<br>Finland | Pohjois-<br>Suomi<br>Norra<br>Finland<br>North<br>Finland |
| G 26  | G 27  | G 28   | G 29   | G 30   | G 31   | G 32                                    | G 33  | G 34  | G 35   | G 36  |   |
| 1973 .....  | 110.7   | 111.7  | 110.3  | 110.3  | 110.2  | 110.4                                   | 111.6   | 110.2   | 110.7  | 110.9   | 110.8   |
| 1974 .....  | 129.4   | 131.9  | 128.4  | 128.7  | 128.2  | 128.5                                   | 131.5   | 129.7   | 127.7  | 130.0   | 129.9   |
| 1975 .....  | 152.5   | 154.9  | 151.3  | 151.2  | 151.0  | 151.4                                   | 156.0   | 151.1   | 152.7  | 153.1   | 152.7   |
| 1976 .....  | 174.4   | 179.1  | 172.4  | 171.1  | 171.8  | 173.2                                   | 179.0   | 171.4   | 174.5  | 175.8   | 175.4   |
| 1976 V .....  | 171.3   | 176.0  | 169.3  | 168.3  | 168.8  | 169.9                                   | 175.9   | 168.4   | 171.3  | 172.6   | 173.0   |
| 1976 VI .....                                       | 171.7   | 176.4  | 169.7  | 168.7  | 169.3  | 170.3                                   | 176.2   | 168.9   | 171.6  | 173.1   | 173.2   |
| 1976 VII .....                                      | 175.0   | 180.1  | 172.9  | 171.4  | 172.2  | 173.7                                   | 179.8   | 171.6   | 175.0  | 176.8   | 176.5   |
| 1976 VIII .....                                     | 177.3   | 182.4  | 175.2  | 173.5  | 174.4  | 176.1                                   | 182.0   | 173.3   | 177.5  | 179.1   | 178.3   |
| 1976 IX .....                                       | 178.7   | 183.8  | 176.5  | 175.0  | 175.9  | 177.4                                   | 183.4   | 175.1   | 179.1  | 179.8   | 179.4   |
| 1976 X .....  | 180.6   | 185.7  | 178.5  | 176.9  | 177.8  | 179.4                                   | 185.6   | 177.4   | 181.1  | 182.0   | 180.6   |
| 1976 XI .....                                       | 181.8   | 186.9  | 179.8  | 178.1  | 179.0  | 180.7                                   | 186.6   | 178.4   | 182.1  | 183.4   | 181.9   |
| 1976 XII .....                                      | 182.4   | 187.4  | 180.3  | 178.7  | 179.6  | 181.2                                   | 187.3   | 179.1   | 182.8  | 183.8   | 182.5   |
| 1977 I .....  | 185.0   | 189.9  | 183.0  | 181.0  | 182.1  | 184.1                                   | 189.6   | 182.3   | 185.3  | 186.3   | 184.9   |
| 1977 II .....                                       | 187.2   | 192.1  | 185.1  | 183.2  | 184.3  | 186.2                                   | 191.9   | 185.1   | 187.4  | 188.3   | 187.0   |
| 1977 III .....                                      | 190.2   | 195.9  | 188.0  | 185.4  | 186.9  | 189.4                                   | 194.7   | 187.0   | 190.4  | 191.7   | 190.2   |
| 1977 IV .....                                       | 191.6   | 197.4  | 189.2  | 187.0  | 188.2  | 190.5                                   | 196.1   | 188.4   | 191.7  | 193.2   | 191.9   |
| 1977 V .....  | 194.3   | 200.0  | 192.0  | 190.0  | 191.0  | 193.2                                   | 198.8   | 190.9   | 194.5  | 195.7   | 194.9   |
| 1977 VI .....                                       | 196.7   | 203.1  | 194.3  | 191.9  | 193.2  | 195.7                                   | 201.6   | 193.4   | 196.8  | 198.4   | 198.0   |
| 1977 VII .....                                      | 198.2   | 204.3  | 195.9  | 193.3  | 194.7  | 197.4                                   | 203.1   | 194.7   | 198.6  | 199.8   | 198.6   |
| 1977 VIII .....                                     | 201.4   | 207.3  | 199.1  | 196.7  | 197.9  | 200.4                                   | 206.4   | 197.7   | 202.1  | 202.8   | 201.0   |
| 1977 IX .....                                       | 202.2   | 207.9  | 199.8  | 197.7  | 198.7  | 201.1                                   | 207.2   | 198.6   | 202.6  | 203.8   | 202.2   |
| 1977 X .....  | 202.9   | 208.2  | 200.6  | 198.5  | 199.5  | 201.9                                   | 207.7   | 198.9   | 203.5  | 204.2   | 202.8   |
| 1977 XI .....                                       | 203.8   | 209.2  | 201.6  | 199.4  | 200.6  | 202.9                                   | 208.4   | 199.6   | 204.4  | 205.3   | 203.8   |

Ka. huomautusosasto vuoden ensimmäisessä numerossa — Se notavdelningen i häfte 1 — See note section in the January issue.

<sup>1)</sup> Kokonaisindeksi ilman kohtia työpalkat ja yleiskulut — Totalindex utan punkterna arbetslöner och allmänna utgifter — Total index without items wages and general costs — \*) All wage and salary earners — \*) Managers and administrative employees — \*) Other employees — \*) Other south Finland

## 29. Kuluttajahintaindeksi — Konsumentprisindex — Consumer price index

1972 = 100

| Vuosi ja kuukausi<br>År och månad<br>Year and month | Kokonaisindeksi<br>Totalindex | Ryhmäindeksit ja (suluissa) niiden painot — Gruppindexar och (inom parentes) deras vikter<br>Group indices and their weights (in parentheses) |  |  |                               |   |  |   |   |   |
|---|-------------------------------|---|--|--|-------------------------------|---|--|---|---|---|
|   | (100.0)                       | 1<br>Ravinto<br>Föda<br>Food  | 2<br>Juomat ja tupakka<br>Drycker<br>och tobak<br>Beverages<br>and tobacco | 3<br>Vaatus ja jalkineet<br>Beklädnad<br>o. skodon<br>Clothing<br>and footwear | 4<br>Asunto<br>Bostad<br>Rent | 5<br>Lämpö ja valo<br>Värme<br>och lyse<br>Fuel and light | 6<br>Kotitalouskalusto<br>-tarvikkeet ja -palvelukset<br>Hushålls-inventarier,<br>-förnödenheter och -tjänster <sup>1)</sup> | 7<br>Liikenne<br>Samfärdsel<br>Transport<br>and communication | 8<br>Koulutus ja virkistys<br>och rekreation<br>Education<br>and recreation | 9<br>Muut tavarat ja palvelukset<br>Övriga varor och tjänster<br>Other goods and services |
|   |                               | (24.1)  | (7.9)  | (7.7)  | (16.5)                        | (2.6)   | (6.2)  | (15.4)  | (8.0)   | (11.6)  |
|   | G 37                          | G 38  | G 39   | G 40   | G 41                          | G 42  | G 43   | G 44  | G 45  | G 46  |
| 1973 .....  | 110.7                         | 111.9   | 107.2  | 110.8  | 115.6                         | 110.4   | 109.2  | 108.5   | 105.1   | 110.9   |
| 1974 .....  | 129.4                         | 129.8   | 108.7  | 128.4  | 143.8                         | 161.4   | 128.5  | 127.5   | 117.7   | 127.1   |
| 1975 .....  | 152.5                         | 156.6   | 134.6  | 149.8  | 161.7                         | 183.7   | 150.3  | 144.5   | 143.9   | 155.6   |
| 1976 .....  | 174.4                         | 182.2   | 164.4  | 166.0  | 170.5                         | 199.7   | 163.7  | 173.9   | 161.7   | 185.4   |
| 1973 III ..   | 105.4                         | 106.5   | 104.7  | 107.4  | 104.9                         | 106.8   | 105.3  | 104.2   | 102.9   | 106.0   |
| IV ..   | 106.7                         | 107.1   | 108.6  | 108.2  | 106.4                         | 107.2   | 106.7  | 105.1   | 102.6   | 108.4   |
| V ..  | 108.3                         | 110.1   | 108.7  | 108.6  | 108.0                         | 108.6   | 107.5  | 107.0   | 104.4   | 109.1   |
| VI ..   | 109.4                         | 112.4   | 108.7  | 108.7  | 108.9                         | 109.2   | 107.9  | 107.7   | 105.1   | 110.9   |
| VII ..  | 112.2                         | 113.9   | 109.2  | 109.4  | 118.9                         | 109.7   | 108.8  | 109.9   | 105.2   | 113.1   |
| VIII ..   | 113.8                         | 115.7   | 109.3  | 111.6  | 123.0                         | 110.6   | 110.0  | 110.8   | 105.7   | 113.4   |
| IX ..   | 114.7                         | 117.0   | 107.1  | 114.7  | 124.6                         | 112.3   | 110.8  | 111.0   | 106.4   | 114.2   |
| X ..  | 115.4                         | 116.7   | 107.1  | 116.0  | 127.1                         | 112.9   | 111.8  | 111.0   | 107.4   | 114.9   |
| XI ..   | 116.1                         | 116.6   | 107.1  | 116.3  | 127.6                         | 114.1   | 115.6  | 112.8   | 108.3   | 115.3   |
| XII ..  | 117.6                         | 116.2   | 107.1  | 116.6  | 130.6                         | 129.4   | 116.4  | 115.4   | 108.9   | 116.3   |
| 1974 I ..   | 118.5                         | 115.9   | 107.1  | 118.3  | 132.5                         | 132.3   | 119.1  | 116.0   | 110.1   | 117.6   |
| II ..   | 121.9                         | 116.6   | 107.1  | 121.0  | 135.4                         | 162.4   | 121.7  | 123.6   | 113.5   | 118.4   |
| III ..  | 123.0                         | 117.7   | 107.7  | 123.4  | 136.8                         | 158.2   | 123.2  | 124.3   | 114.2   | 120.7   |
| IV ..   | 126.1                         | 125.9   | 107.8  | 124.1  | 140.2                         | 158.8   | 125.4  | 126.1   | 114.7   | 121.0   |
| V ..  | 127.4                         | 127.8   | 107.8  | 125.5  | 140.7                         | 159.4   | 127.3  | 126.6   | 115.4   | 124.3   |
| VI ..   | 127.8                         | 128.8   | 107.9  | 125.8  | 140.7                         | 150.4   | 128.0  | 127.8   | 116.0   | 124.8   |
| VII ..  | 130.4                         | 130.9   | 108.4  | 127.1  | 145.5                         | 151.0   | 129.2  | 129.3   | 119.4   | 129.8   |
| VIII ..   | 132.3                         | 135.1   | 108.4  | 129.2  | 145.6                         | 171.2   | 130.1  | 129.8   | 119.6   | 130.2   |
| IX ..   | 135.1                         | 142.4   | 109.3  | 132.5  | 147.0                         | 172.1   | 131.4  | 130.4   | 120.9   | 131.6   |
| X ..  | 136.3                         | 139.0   | 111.0  | 136.9  | 153.3                         | 174.6   | 133.1  | 130.9   | 120.7   | 134.2   |
| XI ..   | 137.2                         | 139.1   | 111.0  | 138.2  | 153.5                         | 171.8   | 136.2  | 132.4   | 123.0   | 135.9   |
| XII ..  | 137.5                         | 138.4   | 111.0  | 138.6  | 153.9                         | 175.4   | 137.4  | 132.9   | 124.6   | 136.3   |
| 1975 I ..   | 141.3                         | 139.0   | 124.3  | 141.1  | 155.4                         | 178.8   | 140.1  | 135.6   | 135.3   | 141.4   |
| II ..   | 143.4                         | 142.8   | 124.9  | 142.4  | 155.4                         | 179.9   | 144.8  | 136.8   | 136.6   | 145.9   |
| III ..  | 145.8                         | 148.2   | 125.0  | 144.6  | 156.4                         | 181.3   | 145.6  | 138.5   | 137.9   | 147.7   |
| IV ..   | 148.9                         | 154.0   | 125.6  | 145.1  | 160.8                         | 182.2   | 148.2  | 140.3   | 139.8   | 150.0   |
| V ..  | 150.4                         | 155.2   | 128.6  | 146.3  | 160.9                         | 182.8   | 149.9  | 144.3   | 140.9   | 151.2   |
| VI ..   | 150.9                         | 154.9   | 128.6  | 147.1  | 161.0                         | 182.9   | 150.2  | 145.0   | 142.8   | 152.5   |
| VII ..  | 153.3                         | 157.3   | 137.4  | 147.7  | 163.5                         | 183.5   | 151.2  | 145.4   | 143.7   | 156.1   |
| VIII ..   | 155.2                         | 161.1   | 137.4  | 152.1  | 163.7                         | 185.1   | 152.6  | 146.0   | 143.8   | 159.2   |
| IX ..   | 157.4                         | 165.0   | 136.7  | 153.9  | 165.4                         | 185.3   | 153.2  | 148.0   | 150.3   | 160.6   |
| X ..  | 159.8                         | 165.7   | 148.3  | 158.1  | 165.7                         | 186.8   | 154.8  | 148.2   | 150.8   | 166.4   |
| XI ..   | 161.4                         | 167.6   | 149.1  | 159.0  | 166.0                         | 187.6   | 156.4  | 152.2   | 152.1   | 167.5   |
| XII ..  | 162.4                         | 168.7   | 149.1  | 159.9  | 166.4                         | 187.9   | 156.9  | 154.1   | 152.4   | 168.8   |
| 1976 I ..   | 165.7                         | 166.5   | 160.7  | 162.7  | 168.0                         | 188.6   | 159.2  | 166.1   | 154.0   | 172.1   |
| II ..   | 167.8                         | 167.3   | 160.7  | 162.6  | 168.4                         | 190.9   | 160.4  | 169.4   | 156.1   | 181.1   |
| III ..  | 169.6                         | 173.7   | 160.7  | 162.6  | 168.7                         | 190.8   | 161.0  | 169.6   | 157.2   | 181.5   |
| IV ..   | 170.8                         | 176.1   | 160.7  | 164.1  | 168.8                         | 191.5   | 161.3  | 170.9   | 160.3   | 181.6   |
| V ..  | 171.3                         | 176.3   | 160.7  | 164.2  | 168.8                         | 200.9   | 161.2  | 172.0   | 160.4   | 181.7   |
| VI ..   | 171.7                         | 176.4   | 160.7  | 163.7  | 170.7                         | 201.3   | 161.2  | 172.3   | 160.6   | 181.9   |
| VII ..  | 175.0                         | 184.9   | 167.8  | 161.4  | 170.7                         | 201.8   | 161.9  | 174.7   | 160.6   | 186.0   |
| VIII ..   | 177.3                         | 191.3   | 168.1  | 163.1  | 170.7                         | 202.1   | 164.9  | 176.2   | 161.4   | 187.0   |
| IX ..   | 178.7                         | 193.1   | 168.6  | 167.6  | 170.7                         | 202.2   | 165.7  | 176.6   | 162.3   | 190.0   |
| X ..  | 180.6                         | 192.0   | 168.2  | 173.2  | 173.5                         | 208.0   | 166.8  | 178.3   | 167.2   | 194.2   |
| XI ..   | 181.8                         | 193.8   | 168.2  | 173.4  | 173.8                         | 209.3   | 170.4  | 180.2   | 169.0   | 194.1   |
| XII ..  | 182.4                         | 194.8   | 168.2  | 173.4  | 173.8                         | 209.4   | 170.3  | 181.0   | 170.8   | 194.6   |
| 1977 I ..   | 185.0                         | 196.1   | 173.5  | 172.9  | 173.8                         | 210.2   | 173.8  | 185.2   | 178.8   | 198.4   |
| II ..   | 187.2                         | 199.8   | 174.0  | 176.1  | 174.7                         | 210.4   | 175.9  | 187.4   | 179.9   | 200.8   |
| III ..  | 190.2                         | 207.2   | 174.1  | 178.9  | 174.7                         | 214.4   | 177.4  | 190.3   | 182.3   | 202.1   |
| IV ..   | 191.6                         | 209.4   | 174.2  | 180.3  | 174.7                         | 215.4   | 178.6  | 193.2   | 182.8   | 202.9   |
| V ..  | 194.3                         | 212.1   | 174.2  | 181.6  | 181.0                         | 217.7   | 180.4  | 196.3   | 183.7   | 204.9   |
| VI ..   | 196.7                         | 219.3   | 174.2  | 181.7  | 181.0                         | 222.0   | 181.2  | 196.7   | 184.1   | 209.0   |
| VII ..  | 198.2                         | 222.4   | 174.2  | 177.3  | 181.0                         | 222.4   | 182.1  | 199.0   | 190.2   | 210.6   |
| VIII ..   | 201.4                         | 225.6   | 174.2  | 179.0  | 189.9                         | 223.1   | 183.4  | 202.0   | 190.7   | 212.6   |
| IX ..   | 202.2                         | 224.8   | 174.2  | 184.1  | 189.9                         | 223.3   | 183.8  | 202.2   | 193.2   | 215.2   |
| X ..  | 202.9                         | 225.3   | 174.2  | 185.1  | 189.9                         | 228.8   | 184.7  | 202.9   | 194.4   | 215.7   |
| XI ..   | 203.8                         | 225.7   | 174.2  | 186.6  | 192.0                         | 229.6   | 186.4  | 203.3   | 194.6   | 217.1   |

<sup>1)</sup> Household goods and services.

30. Elinkustannusindeksi — Levnadskostnadsindex  
Cost-of-living index  
X 1951 = 100

| Vuosi ja<br>kuukausi<br>År och månad<br>Year and month | Kokonais-<br>indeksi<br>Totalindex<br>Total index | Ryhmäindeksit ja (suluissa) niiden painot<br>Gruppindexar och (inom parentes) deras vikter<br>Group indices and their weights (in parent.) |                          |   |   |   |
|--|---|--|--------------------------|---|---|---|
|  |   | Ravinto<br>Föda<br>Food  | Asunto<br>Bostad<br>Rent | Lämpö<br>ja valo<br>Värme<br>och lyse<br>Fuel<br>and<br>light | Vaate-<br>tus<br>Be-<br>klädnad<br>Clothing | Muut<br>menot<br>Övriga<br>utgifter<br>Miscel-<br>laneous |
|  |   | (100.0)<br>(100.0)   | (28.3)<br>(24.1)         | (16.1)<br>(16.5)  | (3.7)<br>(2.6)                              | (9.4)<br>(7.7)  |
|  | G 47  | G 48   | G 49                     | G 50  | G 51  | G 52  |
| 1971 .....   | 237   | 257  | 495                      | 185   | 133   | 236   |
| 1972 .....   | 254   | 281  | 518                      | 192   | 140   | 253   |
| 1973 .....   | 284   | 316  | 609                      | 210   | 153   | 277   |
| 1974 .....   | 333   | 366  | 757                      | 307   | 177   | 317   |
| 1975 .....   | 392   | 442  | 852                      | 349   | 206   | 377   |
| 1976 .....   | 449   | 514  | 898                      | 379   | 229   | 443   |
| 1976 VII ..  | 450   | 521  | 899                      | 383   | 222   | 445   |
| VIII ..  | 456   | 539  | 899                      | 384   | 225   | 448   |
| IX ..  | 460   | 544  | 899                      | 384   | 231   | 451   |
| X ..   | 465   | 541  | 914                      | 395   | 239   | 457   |
| XI ..  | 468   | 546  | 915                      | 397   | 239   | 460   |
| XII ..   | 469   | 549  | 915                      | 398   | 239   | 462   |
| 1977 I ..  | 476   | 553  | 915                      | 399   | 238   | 475   |
| II ..  | 482   | 564  | 920                      | 399   | 243   | 479   |
| III ..   | 489   | 584  | 920                      | 407   | 246   | 484   |
| IV ..  | 493   | 591  | 920                      | 409   | 248   | 487   |
| V ..   | 500   | 598  | 953                      | 413   | 250   | 492   |
| VI ..  | 506   | 618  | 953                      | 421   | 250   | 495   |
| VII ..   | 510   | 627  | 953                      | 422   | 244   | 501   |
| VIII ..  | 518   | 636  | 1 000                    | 423   | 247   | 505   |
| IX ..  | 520   | 634  | 1 000                    | 424   | 254   | 508   |
| X ..   | 522   | 635  | 1 000                    | 434   | 255   | 510   |
| XI ..  | 524   | 637  | 1 011                    | 436   | 257   | 512   |

31. Kuluttajan hintaindeksi — Konsumentprisindex  
Consumer price index  
X—XII 1957 = 100

| Vuosi ja<br>kuukausi<br>År och månad<br>Year and month | Kokonais-<br>indeksi<br>Totalindex<br>Total index | Ryhmäindeksit ja (suluissa) niiden painot<br>Gruppindexar och (inom parentes) deras vikter<br>Group indices and their weights (in parentheses) |                          |   |   |   |
|--|---|--|--------------------------|---|---|---|
|  |   | Ravinto<br>Föda<br>Food  | Asunto<br>Bostad<br>Rent | Lämpö<br>ja valo<br>Värme<br>och lyse<br>Fuel<br>and<br>light | Vaate-<br>tus<br>Be-<br>klädnad<br>Clothing | Muut<br>menot<br>Övriga<br>utgifter<br>Miscel-<br>laneous |
|  |   | (100.0)<br>(100.0)   | (28.3)<br>(24.1)         | (16.1)<br>(16.5)  | (3.7)<br>(2.6)                              | (9.4)<br>(7.7)  |
|  | G 53  | G 54   | G 55                     | G 56  | G 57  | G 58  |
| 1971 .....   | 186   | 189  | 183                      | 179   | 164   | 192   |
| 1972 .....   | 199   | 206  | 192                      | 187   | 174   | 206   |
| 1973 .....   | 223   | 232  | 225                      | 204   | 190   | 226   |
| 1974 .....   | 261   | 269  | 281                      | 298   | 219   | 259   |
| 1975 .....   | 308   | 325  | 316                      | 339   | 256   | 308   |
| 1976 .....   | 352   | 378  | 333                      | 368   | 284   | 361   |
| 1976 VII ..  | 353   | 383  | 333                      | 372   | 276   | 362   |
| VIII ..  | 358   | 396  | 333                      | 372   | 279   | 365   |
| IX ..  | 361   | 400  | 333                      | 373   | 286   | 368   |
| X ..   | 365   | 398  | 339                      | 383   | 296   | 373   |
| XI ..  | 367   | 402  | 339                      | 386   | 296   | 375   |
| XII ..   | 368   | 404  | 339                      | 386   | 296   | 377   |
| 1977 I ..  | 374   | 406  | 339                      | 387   | 296   | 387   |
| II ..  | 378   | 414  | 341                      | 388   | 301   | 391   |
| III ..   | 384   | 430  | 341                      | 395   | 306   | 394   |
| IV ..  | 387   | 434  | 341                      | 397   | 308   | 397   |
| V ..   | 392   | 440  | 353                      | 401   | 310   | 401   |
| VI ..  | 397   | 455  | 353                      | 409   | 311   | 404   |
| VII ..   | 400   | 461  | 353                      | 410   | 303   | 408   |
| VIII ..  | 407   | 468  | 371                      | 411   | 306   | 412   |
| IX ..  | 408   | 466  | 371                      | 412   | 315   | 414   |
| X ..   | 410   | 467  | 371                      | 422   | 316   | 416   |
| XI ..  | 412   | 468  | 375                      | 423   | 319   | 417   |

32. Kuluttajan hintaindeksi — Konsumentprisindex — Consumer price index  
1987 = 100

| Vuosi ja<br>kuukausi<br>År och månad<br>Year and month | Kokonais-<br>indeksi<br>Totalindex<br>Total index | Ryhmäindeksit ja (suluissa) niiden painot — Gruppindexar och (inom parentes) deras vikter<br>Group indices and their weights (in parentheses) |  |  |                          |   |   |                                     |   |   |
|--|---|---|--|--|--------------------------|---|---|-------------------------------------|---|---|
|  |   | Ravinto<br>Föda<br>Food   | Juomat ja<br>tupakka<br>Drycker<br>och tobak<br>Beverages<br>and tobacco | Vaate-<br>tus ja<br>jalkineet<br>Beklädnad<br>o. skodon<br>Clothing<br>and<br>footwear | Asunto<br>Bostad<br>Rent | Lämpö<br>ja valo<br>Värme<br>och lyse<br>Fuel<br>and<br>light | Kotitalous-<br>kalusto,<br>-tarvikkeet ja<br>-palvelukset<br>Hushålls-<br>inventarier,<br>-förnödenheter<br>och -tjänster <sup>1)</sup> | Liikenne-<br>Transport<br>Transport | Koulutus<br>ja virkistys<br>Utbildning<br>och<br>rekreation<br>Education<br>and<br>recreation | Muut tavarat<br>ja palvelukset<br>Övriga varor<br>och tjänster<br>Other goods<br>and services |
|  |   | (100.0)<br>(100.0)  | (28.3)<br>(24.1)   | (7.3)<br>(7.9)   | (9.4)<br>(7.7)           | (16.1)<br>(16.5)  | (3.7)<br>(2.6)  | (5.6)<br>(6.2)                      | (13.0)<br>(15.4)  | (6.7)<br>(8.0)  |
|  | G 59  | G 60  | G 61   | G 62   | G 63                     | G 64  | G 65  | G 66                                | G 67  | G 68  |
| 1971 .....   | 122   | 121   | 119  | 112  | 125                      | 141   | 119   | 125                                 | 119   | 125   |
| 1972 .....   | 131   | 133   | 125  | 118  | 131                      | 147   | 126   | 135                                 | 128   | 135   |
| 1973 .....   | 146   | 149   | 135  | 130  | 153                      | 160   | 137   | 150                                 | 139   | 149   |
| 1974 .....   | 172   | 173   | 138  | 150  | 191                      | 234   | 161   | 178                                 | 157   | 173   |
| 1975 .....   | 202   | 209   | 170  | 174  | 215                      | 266   | 188   | 202                                 | 191   | 212   |
| 1976 .....   | 231   | 243   | 208  | 193  | 226                      | 289   | 205   | 243                                 | 215   | 252   |
| 1976 VII ..  | 232   | 246   | 212  | 188  | 226                      | 292   | 203   | 244                                 | 214   | 253   |
| VIII ..  | 235   | 255   | 213  | 190  | 226                      | 293   | 207   | 246                                 | 215   | 255   |
| IX ..  | 237   | 257   | 213  | 195  | 226                      | 293   | 208   | 247                                 | 216   | 259   |
| X ..   | 239   | 256   | 213  | 202  | 230                      | 301   | 209   | 249                                 | 222   | 264   |
| XI ..  | 241   | 258   | 213  | 202  | 231                      | 303   | 213   | 252                                 | 225   | 264   |
| XII ..   | 242   | 260   | 213  | 202  | 231                      | 303   | 213   | 253                                 | 227   | 265   |
| 1977 I ..  | 245   | 261   | 220  | 201  | 231                      | 305   | 218   | 259                                 | 238   | 270   |
| II ..  | 248   | 266   | 220  | 205  | 232                      | 305   | 220   | 262                                 | 239   | 273   |
| III ..   | 252   | 276   | 220  | 208  | 232                      | 311   | 222   | 266                                 | 242   | 275   |
| IV ..  | 254   | 279   | 221  | 210  | 232                      | 312   | 224   | 270                                 | 243   | 276   |
| V ..   | 257   | 283   | 221  | 212  | 240                      | 315   | 226   | 274                                 | 244   | 279   |
| VI ..  | 261   | 292   | 221  | 212  | 240                      | 322   | 227   | 275                                 | 245   | 285   |
| VII ..   | 263   | 296   | 221  | 206  | 240                      | 322   | 228   | 278                                 | 253   | 287   |
| VIII ..  | 267   | 301   | 221  | 209  | 252                      | 323   | 230   | 282                                 | 254   | 289   |
| IX ..  | 268   | 300   | 221  | 214  | 252                      | 324   | 230   | 283                                 | 257   | 293   |
| X ..   | 269   | 300   | 221  | 216  | 252                      | 331   | 231   | 284                                 | 259   | 294   |
| XI ..  | 270   | 301   | 221  | 217  | 255                      | 333   | 234   | 284                                 | 259   | 295   |

Ks. huomautusosasto vuoden ensimmäisessä numerossa — Se notavdelningen i häfte 1 — See note section in the January issue.

<sup>1)</sup> Furniture and household equipment and operation.

33. Elintarvikkeiden vähittäiskauppahintoja — Detaljhandelspriser för livsmedel — Retail prices of food products

| Vuosi ja kuukausi<br>År och månad<br>Year and month | Kulutusmaito, pakattu <sup>1)</sup><br>Konsumtionsmjölk, (i förpackning) <sup>1)</sup><br>Milk, packed <sup>1)</sup> | Meijerivoi<br>Mejerismör<br>Dairy butter | Juusto, Emmental Ost, Emmental Cheese, Emmenthal | Margariini<br>Margarin<br>Margarine | Munat<br>Ägg<br>Eggs | Ruokaperuna<br>Matpotatis<br>Potatoes | Erikoisvehnäjauh. (pakkauksessa) <sup>2)</sup><br>Specialvetemjöl (i förpackning) <sup>3)</sup> — <sup>4)</sup> | Ruisjauhot, tavalliset<br>Rågmjöl, vanligt<br>Rye meal | Kaurahiutaleet<br>Havreflingor<br>Flaked oats | Näkkileipä<br>Knäckebröd<br>Crisp bread | Reikäleipä, pehmeä <sup>5)</sup><br>Hälkaka, mjuk <sup>5)</sup><br>Flat rye loaf <sup>5)</sup> |
|---|--|--|--|-------------------------------------|----------------------|---------------------------------------|---|--|---|---|--|
|   | l  | 500 g                                    | kg   | 250 g                               | kg                   | kg                                    | 2 kg  | kg   | kg  | 250 g                                   | 400 g  |
|   | G 69   | G 70                                     | G 71   | G 72                                | G 73                 | G 74                                  | G 75  | G 76   | G 77  | G 78                                    | G 79   |
| 1971 .....  | 0.75   | 3.98                                     | 7.94   | 1.05                                | 4.05                 | 0.38                                  | 3.19  | 0.89   | 1.57  | 0.77                                    | 1.00   |
| 1972 .....  | 0.82   | 4.20                                     | 8.60   | 1.08                                | 4.40                 | 0.45                                  | 3.24  | 0.92   | 1.59  | 0.90                                    | 1.06   |
| 1973 .....  | 0.90   | 4.65                                     | 9.62   | 1.16                                | 4.80                 | 0.70                                  | 3.36  | 0.97   | 1.70  | 1.02                                    | 1.12   |
| 1974 .....  | 1.19   | 5.59                                     | 11.71  | 1.40                                | 5.50                 | 0.75                                  | 3.81  | 1.10   | 2.03  | 1.31                                    | 0.70   |
| 1975 .....  | 1.31   | 6.18                                     | 13.49  | 1.56                                | 6.60                 | 0.95                                  | 4.68  | 1.43   | 2.61  | 1.76                                    | 0.94   |
| 1976 <sup>8)</sup> .....                            | 1.55   | 8.10                                     | 16.75  | 2.04                                | 7.23                 | 1.13                                  | 5.30  | 1.68   | 3.04  | 2.04                                    | 1.34   |
| 1976 VIII ..  | 1.65   | 8.54                                     | 18.14  | 2.16                                | 7.32                 | 1.28                                  | 5.33  | 1.71   | 3.06  | 2.01                                    | 1.42   |
| IX ..   | 1.65   | 8.54                                     | 18.15  | 2.16                                | 7.35                 | 1.07                                  | 5.53  | 1.80   | 3.20  | 2.19                                    | 1.40   |
| X ..  | 1.65   | 8.54                                     | 18.16  | 2.16                                | 7.34                 | 1.03                                  | 5.54  | 1.82   | 3.21  | 2.21                                    | 1.41   |
| XI ..   | 1.65   | 8.55                                     | 18.12  | 2.16                                | 7.34                 | 1.10                                  | 5.56  | 1.84   | 3.23  | 2.23                                    | 1.40   |
| XII ..  | 1.65   | 8.56                                     | 18.14  | 2.16                                | 7.34                 | 1.13                                  | 5.56  | 1.84   | 3.23  | 2.23                                    | 1.44   |
| 1977 I ..   | 1.67   | 8.72                                     | 18.31  | 2.22                                | 7.23                 | 1.20                                  | 5.63  | 1.89   | 3.30  | 2.27                                    | 1.52   |
| II ..   | 1.67   | 8.72                                     | 18.27  | 2.24                                | 7.24                 | 1.20                                  | 5.70  | 1.90   | 3.33  | 2.28                                    | 1.55   |
| III ..  | 1.79   | 9.56                                     | 19.36  | 2.48                                | 7.30                 | 1.22                                  | 5.69  | 1.97   | 3.41  | 2.38                                    | 1.57   |
| IV ..   | 1.79   | 9.59                                     | 19.66  | 2.52                                | 7.32                 | 1.23                                  | 5.73  | 2.00   | 3.44  | 2.43                                    | 1.58   |
| V ..  | 1.79   | 9.58                                     | 19.82  | 2.52                                | 7.32                 | 1.23                                  | 5.76  | 2.01   | 3.44  | 2.47                                    | 1.61   |
| VI ..   | 1.79   | 9.60                                     | 19.83  | 2.53                                | 7.31                 | 1.25                                  | 5.77  | 2.01   | 3.46  | 2.46                                    | 1.62   |
| VII ..  | 1.79   | 9.59                                     | 19.83  | 2.53                                | 7.58                 | 1.24                                  | 5.75  | 2.01   | 3.47  | 2.47                                    | 1.63   |
| VIII ..   | 1.79   | 9.60                                     | 19.85  | 2.53                                | 7.66                 | 1.09                                  | 6.00  | 2.06   | 3.58  | 2.59                                    | 1.66   |
| IX ..   | 1.82   | 9.83                                     | 19.95  | 2.53                                | 7.65                 | 1.01                                  | 6.16  | 2.10   | 3.71  | 2.69                                    | 1.66   |
| X ..  | 1.82   | 9.85                                     | 20.18  | 2.58                                | 7.66                 | 1.01                                  | 6.19  | 2.10   | 3.71  | 2.71                                    | 1.66   |
| XI ..   | 1.82   | 9.85                                     | 20.22  | 2.58                                | 7.67                 | 1.04                                  | 6.15  | 2.11   | 3.71  | 2.72                                    | 1.66   |

| Vuosi ja kuukausi<br>År och månad<br>Year and month | Vehnäleipä, ranskanleipä<br>Vetebröd, franskt bröd — <sup>7)</sup> | Makaroni, lyhyt <sup>4)</sup><br>Makaroni, kort <sup>4)</sup><br>Macaroni, short <sup>4)</sup> | Mullinliha, lapa<br>Ungnöt, bog<br>Yearling, shoulder | Naudanliha, jauheliha<br>Nötkött, malet<br>Beef, minced | Sianliha, tuore,<br>keskikylki<br>Fläsk, färskt,<br>sidfläsk<br>Fresh work<br>bacon | Nakkimakkara<br>Knackkorv<br>Frankfurter | Silakka tuore<br>Strömming, färsk<br>Fresh Baltic herring | Silli, suolattu<br>Sill, saltad<br>Salted herring | Pala-sokeri<br>Bittersocker<br>Lump sugar | Kahvi, paahdettu <sup>4)</sup><br>Kaffe, rostat <sup>4)</sup><br>Coffee roasted <sup>4)</sup> | Appelsiinit<br>Apelsiner<br>Oranges |
|---|--|--|---|---|---|--|---|---|---|---|-------------------------------------|
|   | 400 g  | 500 g  | kg  | kg  | kg  | kg                                       | kg  | kg  | kg  | 500 g   | kg                                  |
|   | G 80   | G 81   | G 82  | G 83  | G 84  | G 85                                     | G 86  | G 87  | G 88                                      | G 89  | G 90                                |
| 1971 .....  | 0.74   | 1.07   | 9.49  | 8.63  | 6.53  | 9.22                                     | 1.67  | 5.59  | 1.66                                      | 3.15  | 2.19                                |
| 1972 .....  | 0.78   | 1.19   | 10.78   | 9.89  | 7.05  | 9.92                                     | 1.79  | 5.77  | 2.04                                      | 3.34  | 2.08                                |
| 1973 .....  | 0.85   | 1.36   | 12.83   | 11.94   | 7.64  | 10.90                                    | 1.99  | 6.50  | 2.25                                      | 3.88  | 2.31                                |
| 1974 .....  | 1.00   | 1.72   | 13.50   | 12.81   | 8.53  | 12.67                                    | 2.45  | 7.44  | 2.60                                      | 8.04  | 2.64                                |
| 1975 .....  | 1.29   | 1.98   | 16.18   | 15.44   | 11.04   | 15.14                                    | 2.60  | 9.00  | 4.24                                      | 7.72  | 3.14                                |
| 1976 <sup>8)</sup> .....                            | 1.76   | 2.17   | 17.02   | 16.67   | 12.25   | 16.12                                    | 3.06  | 10.57   | 4.58                                      | 10.71   | 3.11                                |
| 1976 VIII ..  | 1.85   | 2.18   | 17.11   | 16.84   | 12.45   | 16.92                                    | 3.78  | 10.59   | 5.01                                      | 10.95   | 3.47                                |
| IX ..   | 1.86   | 2.24   | 17.15   | 16.90   | 12.42   | 16.61                                    | 3.72  | 10.85   | 5.03                                      | 11.88   | 3.95                                |
| X ..  | 1.87   | 2.26   | 17.13   | 16.78   | 12.46   | 16.32                                    | 3.52  | 11.02   | 5.03                                      | 12.06   | 3.88                                |
| XI ..   | 1.87   | 2.28   | 17.18   | 16.90   | 12.56   | 15.83                                    | 3.17  | 11.00   | 5.02                                      | 13.26   | 3.92                                |
| XII ..  | 1.90   | 2.28   | 17.45   | 16.95   | 12.56   | 16.41                                    | 3.10  | 11.06   | 5.04                                      | 13.74   | 3.77                                |
| 1977 I ..   | 1.98   | 2.33   | 17.51   | 17.10   | 12.66   | 16.77                                    | 3.01  | 11.49   | 4.49                                      | 14.28   | 2.76                                |
| II ..   | 2.02   | 2.34   | 18.52   | 18.05   | 13.11   | 17.26                                    | 3.78  | 11.94   | 4.49                                      | 14.65   | 2.70                                |
| III ..  | 2.07   | 2.42   | 19.34   | 18.70   | 13.38   | 18.29                                    | 5.93  | 11.98   | 4.47                                      | 15.57   | 2.81                                |
| IV ..   | 2.07   | 2.46   | 19.92   | 19.13   | 13.46   | 18.37                                    | 3.28  | 12.16   | 4.47                                      | 15.87   | 2.97                                |
| V ..  | 2.12   | 2.49   | 20.48   | 19.67   | 13.47   | 18.64                                    | 2.49  | 12.43   | 4.49                                      | 16.27   | 3.28                                |
| VI ..   | 2.13   | 2.50   | 20.56   | 19.81   | 13.55   | 18.86                                    | 2.57  | 12.37   | 4.48                                      | 22.11   | 2.81                                |
| VII ..  | 2.12   | 2.50   | 20.80   | 19.76   | 13.61   | 18.88                                    | 3.10  | 12.62   | 4.50                                      | 23.61   | 3.12                                |
| VIII ..   | 2.19   | 2.59   | 20.78   | 19.94   | 13.59   | 18.76                                    | 3.63  | 13.19   | 4.50                                      | 23.97   | 3.83                                |
| IX ..   | 2.16   | 2.67   | 21.35   | 20.63   | 14.06   | 18.86                                    | 3.57  | 15.71   | 4.50                                      | 20.74   | 4.40                                |
| X ..  | 2.17   | 2.69   | 21.60   | 20.73   | 14.15   | 19.39                                    | 3.35  | 16.62   | 4.50                                      | 20.12   | 5.78                                |
| XI ..   | 2.16   | 2.68   | 21.81   | 20.95   | 14.22   | 19.67                                    | 3.08  | 16.75   | 4.50                                      | 20.41   | 5.51                                |

Ks. huomautusosasto vuoden ensimmäisessä numerossa — Se notavdelningen häfte 1 — See note section in the January issue.

1-5) Tammikuuhun 1974 nimikkeet ovat olleet seuraavat—T.o.m. januari 1974 har titlarna varit följande—Up to January 1974 the items have been as follows:

- 1) Irtomaito — Mjölki i lösikt — Milk, unpacked.
- 2) Vehnäjauhot, puolikarkeat (pakkauksessa) — Vetemjöl, halvgrovt (i förpackning) — Wheat flour (in bag).
- 3) Ruisleipä, 800 g — Rågbröd, 800 g — Rye bread loaf, 800 g.
- 4) Voileipäpakeetit, 200 g — Smörgåskex, 200 g — Cream crackers, 200 g.
- 5) Kahvipaketti 250 g — Kaffepaket 250 g — Coffee roasted 250 g.
- 6) Wheat flour special (in bag) — White wheat bread.
- 7) Hinnat on kerätty osittain eri paikkakunnilta ja eri liikkeistä kuin aikaisemmin, joten hintatiedot eivät ole vertailukelpoisia edellisiin hintatietoihin nähden — Priserna har samlats på delvis olika orter och i olika affärer än tidigare, och prisuppgifterna är således inte jämförbara med föregående prisuppgifter — The prices have been collected in places and shops partly different from before and thus the prices are not comparable with earlier ones.

## 34. Tukkuhintaindeksi — Partiprisindex — Wholesale price index

1949 = 100 Ryhmien painot ilmoitettu sulussa — Gruppvikterna angivna inom parentes — Group weights in parentheses

| Vuosi ja kuukausi<br>År och månad<br>Year and month | Kokonaisindeksi<br>Total index<br>Total index | Tavararyhmä (SITC) — Varugrupp (SITC) — Commodity group (SITC) |  |  |   |   |   |  |  |         |  |  |  |      |     |     |     |     |     |     |     |     |     |     |     |
|---|---|--|--|--|---|---|---|--|--|---------|--|--|--|------|-----|-----|-----|-----|-----|-----|-----|-----|-----|-----|-----|
|   |   | 0<br>Elin-<br>tarvik-<br>keet<br>Livs-<br>medel<br>Food        | Siitä — Därav — Of which   |  |   |   |   |  |  |         | 1<br>Juomat ja<br>tupakka<br>Drycker<br>och tobak<br>Beverages<br>and<br>tobacco | 2<br>Raaka-<br>aineet<br>(syötä-<br>väksi kel-<br>paamat-<br>tomat)<br>Råvaror<br>(icke<br>ätbara)<br>Crude<br>materials<br>(inedible) | 24<br>Puut-<br>tavarat<br>Trävaror<br>Wood |      |     |     |     |     |     |     |     |     |     |     |     |
|   |   |  | 00   | 01   | 02  | 04  | 05  | 06   | 07   |         |  |  |  |      |     |     |     |     |     |     |     |     |     |     |     |
|   |   |  | Teuras-<br>eläimet<br>Slakt-<br>kreatur<br>Live<br>animals<br>for food | Liha ja<br>lihatuot-<br>teet<br>Kött och<br>kött-<br>varor<br>Meat and<br>meat-<br>prepara-<br>tions | Maito-<br>talous-<br>tuotteet<br>ja munat<br>Mjölk-<br>och<br>mejeri-<br>produkter<br>samt ägg<br>Dairy<br>products<br>and eggs | Vilja ja<br>viljatuot-<br>teet<br>Spannmål<br>och<br>spann-<br>målspro-<br>dukter<br>Cereals<br>and ce-<br>real prepa-<br>rations | Hedelmät<br>ja keittiö-<br>kasvit<br>Fruktar<br>och köks-<br>växter<br>Fruits and<br>vegetables | Sokeri ja<br>sokerival-<br>misteet<br>Socker<br>och soc-<br>kervaror<br>Sugar and<br>sugar pre-<br>parations | Kahvi,<br>tee,<br>kaakao ja<br>suklaa<br>Kaffe, te,<br>kakao och<br>choklad<br>Coffee,<br>tea, cocoa<br>and<br>chocolate |         |  |  |  |      |     |     |     |     |     |     |     |     |     |     |     |
| (100.00)  | (23.68)                                       | (1.94)   | (3.28)   | (8.80)   | (5.02)  | (1.59)  | (2.68)  | (3.31)   | (3.95)   | (16.03) | (10.69)  |  |  |      |     |     |     |     |     |     |     |     |     |     |     |
|   | G 91  | G 92   | G 93   | G 94   | G 95  | G 96  | G 97  | G 98   | G 99   | G 100   | G 101  | G 102  |  |      |     |     |     |     |     |     |     |     |     |     |     |
| 1971 ..   | 312   | 318  | 467  | 391  | 292   | 426   | 289   | 253  | 141  | 362     | 368  | 413  |  |      |     |     |     |     |     |     |     |     |     |     |     |
| 1972 ..   | 338   | 351  | 532  | 442  | 318   | 441   | 359   | 312  | 148  | 381     | 384  | 426  |  |      |     |     |     |     |     |     |     |     |     |     |     |
| 1973 ..   | 398   | 389  | 593  | 494  | 349   | 460   | 498   | 343  | 166  | 418     | 510  | 589  |  |      |     |     |     |     |     |     |     |     |     |     |     |
| 1974 ..   | 495   | 444  | 661  | 550  | 405   | 522   | 548   | 409  | 177  | 442     | 705  | 808  |  |      |     |     |     |     |     |     |     |     |     |     |     |
| 1975 ..   | 562   | 535  | 825  | 668  | 453   | 633   | 718   | 639  | 176  | 515     | 759  | 852  |  |      |     |     |     |     |     |     |     |     |     |     |     |
| 1976 ..   | 626   | 606  | 846  | 706  | 539   | 720   | 783   | 705  | 222  | 686     | 802  | 907  |  |      |     |     |     |     |     |     |     |     |     |     |     |
|   | 1976  | 1977   | 1976   | 1977   | 1976  | 1977  | 1976  | 1977   | 1976   | 1977    | 1976   | 1977   | 1976                                       | 1977 |     |     |     |     |     |     |     |     |     |     |     |
| I   | 591   | 669  | 562  | 640  | 837   | 886   | 683   | 734  | 487  | 576     | 695  | 774  | 716  | 703  | 619 | 757 | 194 | 273 | 595 | 749 | 764 | 851 | 857 | 980 |     |
| II  | 599   | 676  | 568  | 653  | 842   | 975   | 698   | 761  | 483  | 572     | 697  | 784  | 739  | 704  | 619 | 756 | 194 | 274 | 681 | 749 | 764 | 849 | 857 | 978 |     |
| III   | 605   | 682  | 579  | 667  | 828   | 964   | 693   | 787  | 513  | 597     | 698  | 791  | 773  | 736  | 623 | 715 | 194 | 291 | 685 | 749 | 770 | 852 | 864 | 980 |     |
| IV  | 610   | 686  | 589  | 670  | 846   | 985   | 688   | 790  | 536  | 607     | 699  | 797  | 799  | 751  | 623 | 715 | 201 | 293 | 685 | 749 | 775 | 849 | 872 | 980 |     |
| V   | 610   | 688  | 582  | 668  | 803   | 979   | 683   | 789  | 534  | 604     | 699  | 802  | 833  | 756  | 623 | 715 | 203 | 295 | 685 | 750 | 780 | 849 | 879 | 979 |     |
| VI  | 611   | 692  | 583  | 677  | 804   | 954   | 683   | 785  | 530  | 604     | 699  | 802  | 875  | 756  | 623 | 715 | 196 | 394 | 683 | 753 | 784 | 850 | 880 | 979 |     |
| VII   | 628   | 697  | 623  | 683  | 806   | 988   | 702   | 785  | 554  | 596     | 717  | 802  | 1 024                                      | 799  | 788 | 708 | 204 | 394 | 701 | 753 | 791 | 855 | 890 | 987 |     |
| VIII  | 641   | 696  | 634  | 689  | 859   | 994   | 715   | 799  | 555  | 596     | 744  | 830  | 853  | 737  | 788 | 700 | 239 | 399 | 702 | 751 | 812 | 838 | 919 | 970 |     |
| IX  | 648   | 701  | 632  | 692  | 869   | 1 052   | 722   | 819  | 562  | 611     | 745  | 827  | 712  | 717  | 788 | 689 | 239 | 351 | 702 | 752 | 840 | 838 | 959 | 967 |     |
| X   | 650   | 703  | 632  | 695  | 864   | 1 019   | 725   | 833  | 568  | 621     | 748  | 828  | 693  | 731  | 788 | 689 | 245 | 351 | 703 | 753 | 842 | 827 | 962 | 959 |     |
| XI  | 656   | 705  | 641  | 699  | 899   | 1 042   | 738   | 839  | 574  | 627     | 750  | 830  | 691  | 732  | 788 | 689 | 273 | 351 | 703 | 753 | 845 | 824 | 967 | 955 |     |
| XII   | 659   | 641  | 895  | 741  | 575   | 627   | 756   | 692  | 788  | 788     | 689  | 271  | 713  | 852  | 980 | 980 | 980 | 980 | 980 | 980 | 980 | 980 | 980 | 980 | 980 |

| Vuosi ja kuukausi<br>År och månad<br>Year and month | Tavararyhmä (SITC) — Varugrupp (SITC) — Commodity group (SITC) |   |   |  |  |  |  |   |   |        |   |        |                          |      |     |     |     |     |     |     |     |     |     |     |
|---|--|---|---|--|--|--|--|---|---|--------|---|--------|--------------------------|------|-----|-----|-----|-----|-----|-----|-----|-----|-----|-----|
|   | Siitä — Därav<br>Of which                                      |   | 3<br>Kivennäis-<br>polttoaineet,<br>kivennäis-<br>öljyt, kaasua,<br>sähkövirta<br>ja vesi<br>Mineralis-<br>ka bränslen,<br>mineralol-<br>jor, gas,<br>elström och<br>vatten<br>Mineral<br>fuels, lubri-<br>cants, gas,<br>electric<br>energy and<br>water |  | Siitä — Därav<br>Of which  |  | 4<br>Kasvi-<br>öljyt ja<br>rasvat<br>Vegetabi-<br>liska oljor<br>och fetter<br>Vegetable<br>oils and<br>fats   |   | 5<br>Kemian<br>teollisuus-<br>tuotteet<br>Produkter<br>av kemisk<br>industri<br>Chemicals |        | 6<br>Valmis-<br>terut<br>teokset<br>Bearbe-<br>tade varor<br>Manu-<br>factured<br>goods |        | Siitä — Därav — Of which |      |     |     |     |     |     |     |     |     |     |     |
|   | 25<br>Paperi-<br>vanuke<br>Pap-<br>pers-<br>massa<br>Pulp      | 26<br>Tekstiili-<br>kuidut<br>Textil-<br>fiber<br>Textile<br>fibres | 31a<br>Kiven-<br>näispolt-<br>toaineet<br>ja kiven-<br>näisöljyt<br>Miner-<br>aliska<br>bränslen<br>och mine-<br>raloljor<br>Mineral<br>fuels and<br>oils   | 31b<br>Kaasu,<br>sähkö-<br>virta ja<br>vesi<br>Gas, el-<br>ström och<br>vatten<br>Gas, elec-<br>tric energy<br>and water | 64<br>Paperi ja<br>pahvi<br>sekä<br>niistä val-<br>mistetut<br>teokset<br>Paper,<br>papp och<br>varor<br>därav<br>Paper<br>paper-<br>board and<br>manu-<br>factures<br>thereof | 65<br>Langat ja<br>kudelmat<br>Garn och<br>vävnader<br>Yarn and<br>fabrics | 66<br>Teokset<br>muista<br>kivennäis-<br>aineista<br>kuin<br>metallista<br>Varor av<br>minera-<br>liska äm-<br>nen<br>metaller<br>Non-<br>metall<br>mineral<br>manu-<br>factures | 68<br>Epäjalot<br>metallit<br>Oädla<br>metaller<br>Base<br>metals |   |        |   |        |                          |      |     |     |     |     |     |     |     |     |     |     |
|   | (1.81)   | (1.44)  | (3.93)  | (2.36)   | (1.57)   | (0.70)   | (4.20)   | (21.79)   | (2.06)  | (6.59) | (2.68)  | (5.69) |                          |      |     |     |     |     |     |     |     |     |     |     |
| G 103   | G 104  | G 105   | G 106   | G 107  | G 108  | G 109  | G 110  | G 111   | G 112   | G 113  | G 114   |        |                          |      |     |     |     |     |     |     |     |     |     |     |
| 1971 ..   | 351  | 197   | 292   | 349  | 205  | 248  | 218  | 266   | 263   | 269    | 232   | 263    |                          |      |     |     |     |     |     |     |     |     |     |     |
| 1972 ..   | 349  | 235   | 303   | 355  | 225  | 242  | 238  | 287   | 289   | 288    | 251   | 272    |                          |      |     |     |     |     |     |     |     |     |     |     |
| 1973 ..   | 384  | 336   | 322   | 375  | 243  | 286  | 255  | 357   | 331   | 360    | 280   | 378    |                          |      |     |     |     |     |     |     |     |     |     |     |
| 1974 ..   | 569  | 443   | 465   | 554  | 330  | 427  | 339  | 455   | 456   | 412    | 376   | 530    |                          |      |     |     |     |     |     |     |     |     |     |     |
| 1975 ..   | 782  | 359   | 527   | 608  | 405  | 223  | 412  | 487   | 576   | 425    | 474   | 506    |                          |      |     |     |     |     |     |     |     |     |     |     |
| 1976 ..   | 790  | 438   | 596   | 685  | 462  | 255  | 462  | 522   | 589   | 454    | 572   | 507    |                          |      |     |     |     |     |     |     |     |     |     |     |
|   | 1976   | 1977  | 1976  | 1977   | 1976   | 1977   | 1976   | 1977  | 1976  | 1977   | 1976  | 1977   | 1976                     | 1977 |     |     |     |     |     |     |     |     |     |     |
| I   | 797  | 776   | 397   | 469  | 549  | 637  | 613  | 723   | 452   | 507    | 224   | 295    | 437                      | 496  | 501 | 554 | 579 | 624 | 442 | 481 | 549 | 604 | 477 | 508 |
| II  | 797  | 776   | 395   | 469  | 595  | 637  | 689  | 724   | 452   | 507    | 224   | 306    | 444                      | 499  | 503 | 560 | 579 | 631 | 442 | 488 | 553 | 614 | 481 | 511 |
| III   | 797  | 776   | 399   | 478  | 595  | 662  | 689  | 764   | 452   | 509    | 224   | 348    | 445                      | 500  | 506 | 561 | 579 | 633 | 443 | 489 | 556 | 614 | 488 | 514 |
| IV  | 791  | 735   | 394   | 477  | 597  | 662  | 689  | 764   | 457   | 510    | 233   | 348    | 447                      | 509  | 510 | 567 | 579 | 636 | 444 | 499 | 567 | 612 | 497 | 519 |
| V   | 791  | 735   | 401   | 496  | 598  | 665  | 691  | 768   | 457   | 511    | 232   | 365    | 447                      | 512  | 512 | 572 | 579 | 640 | 446 | 506 | 568 | 618 | 503 | 521 |
| VI  | 791  | 735   | 431   | 499  | 593  | 665  | 691  | 767   | 457   | 511    | 242   | 365    | 447                      | 521  | 512 | 575 | 579 | 640 | 445 | 507 | 568 | 619 | 503 | 524 |
| VII   | 791  | 735   | 441   | 499  | 598  | 665  | 691  | 767   | 456   | 511    | 270   | 365    | 448                      | 527  | 521 | 579 | 580 | 645 | 449 | 507 | 568 | 633 | 520 | 525 |
| VIII  | 791  | 711   | 473   | 472  | 601  | 665  | 691  | 767   | 465   | 511    | 262   | 299    | 465                      | 531  | 539 | 531 | 598 | 645 | 458 | 509 | 580 | 642 | 532 | 520 |
| IX  | 791  | 711   | 477   | 479  | 601  | 665  | 691  | 767   | 465   | 511    | 235   | 314    | 476                      | 535  | 542 | 586 | 604 | 646 | 465 | 511 | 583 | 647 | 530 | 523 |
| X   | 782  | 662   | 479   | 473  | 606  | 719  | 691  | 835   | 477   | 543    | 281   | 314    | 488                      | 542  | 543 | 587 | 604 | 646 | 471 | 513 | 592 | 649 | 522 | 522 |
| XI  | 782  | 662   | 485   | 472  | 607  | 719  | 694  | 835   | 477   | 543    | 289   | 314    | 491                      | 548  | 540 | 588 | 604 | 646 | 473 | 513 | 592 | 649 | 515 | 525 |
| XII   | 782  | 482   | 608   | 694  | 694  | 477  | 294  | 492   | 539   | 604    | 472   | 592    | 604                      | 472  | 472 | 592 | 592 | 592 | 592 | 592 | 592 | 592 | 592 | 592 |

Ks. huomautusosasto vuoden ensimmäisessä numerossa — Se notavdelningen i häfte 1 — See note section in the January issue.

34. Tukkuhintaindeksi (jatk.) — Partiprisindex (forts.) — Wholesale price index (cont.)

| Vuosi ja kuukausi<br>År och månad<br>Year and month | Tavararyhmä (SITC) — Varugrupp (SITC) — Commodity group (SITC) |         |  |        |  |        |   |        |                     |        |                                     |         | Käyttötarkoitus — Användningssyfte — Purpose |         |                      |        |   |        |  |        |  |         |   |      |     |
|---|--|---------|--|--------|--|--------|---|--------|---------------------|--------|-------------------------------------|---------|--|---------|----------------------|--------|---|--------|--|--------|--|---------|---|------|-----|
|   | Siitä Därav Of which   |         | 7 Koneet ja laitteet sekä kuljetusvälineet |        | Siitä — Därav — Of which                     |        |   |        |                     |        | 8 Erindäiset valmiit tavarat        |         | Metallit ja metalliteollisuustavarat         |         | 1 Tuotantohyödykkeet |        | 11 Rakennusaineet                                 |        | 12 Poltto- ja voiteluaineet            |        | 13 Muut maatalouden tuotantohyödykkeet |         | 14 Muut teollisuuden tuotantohyödykkeet |      |     |
|   | 69 Metalliteokset  |         | Maskiner och apparater samt transportmedel |        | 71 Koneet ja laitteet (ei sähkökoneet)       |        | 72 Sähkökoneet, -laitteet ja -tarvikkeet                  |        | 73 Kuljetusneuvot   |        | Metaller och metallindustri-varor   |         | Produktionsföremånen                         |         | Byggnadsmaterial     |        | Kaasu, sähkövirta ja vesi                         |        | Övriga produktionsföremånen            |        | Övriga produktionsföremånen            |         |   |      |     |
|   | Arbeten av metall  |         | Machinery and transport equipment          |        | Maskiner och apparater (andra än elektriska) |        | Elektriska maskiner och apparater samt elektrisk materiel |        | Transport equipment |        | Miscellaneous manufactured articles |         | Manufactures of metals and metal products    |         | Producers' goods     |        | Fuels, lubricants, gas, electric energy and water |        | Other producers' goods for agriculture |        | Other producers' goods for industry    |         |   |      |     |
| (2.68)  |  | (12.20) |  | (4.90) |  | (3.13) |   | (4.17) |                     | (8.52) |                                     | (21.02) |  | (51.29) |                      | (7.93) |   | (3.23) |  | (2.21) |  | (37.92) |   |      |     |
| G 115   |  | G 116   |  | G 117  |  | G 118  |   | G 119  |                     | G 120  |                                     | G 121   |  | G 122   |                      | G 123  |   | G 124  |  | G 125  |  | G 126   |   |      |     |
| 1971 ..   | 269  | 340     | 428  | 252    | 304  | 304    | 308   | 309    | 292                 | 302    | 311                                 | 313     | 1972 ..                                      | 291     | 375                  | 473    | 264   | 342    | 343                                    | 333    | 330                                    | 311     | 312                                     | 322  | 336 |
| 1973 ..   | 339  | 419     | 537  | 299    | 372  | 398    | 395   | 403    | 425                 | 333    | 353                                 | 408     | 1974 ..                                      | 433     | 502                  | 634    | 366   | 451    | 485                                    | 498    | 523                                    | 559     | 499                                     | 425  | 523 |
| 1975 ..   | 512  | 591     | 746  | 404    | 549  | 569    | 553   | 570    | 570                 | 574    | 501                                 | 574     | 1976 ..                                      | 558     | 656                  | 831    | 432   | 617    | 681                                    | 597    | 614                                    | 635     | 641                                     | 593  | 608 |
|   | 1976   | 1977    | 1976                                       | 1977   | 1976   | 1977   | 1976  | 1977   | 1976                | 1977   | 1976                                | 1977    | 1976   | 1977    | 1976                 | 1977   | 1976  | 1977   | 1976                                   | 1977   | 1976                                   | 1977    | 1976                                    | 1977 |     |
| I   | 530  | 622     | 638  | 717    | 801  | 929    | 419   | 475    | 612                 | 651    | 649                                 | 746     | 575  | 643     | 582                  | 653    | 602   | 705    | 592                                    | 682    | 542                                    | 644     | 579                                     | 640  |     |
| II  | 536  | 626     | 641  | 728    | 805  | 939    | 422   | 479    | 612                 | 667    | 649                                 | 748     | 578  | 649     | 587                  | 658    | 604   | 706    | 639                                    | 682    | 557                                    | 651     | 581                                     | 647  |     |
| III   | 536  | 626     | 641  | 724    | 806  | 930    | 422   | 479    | 612                 | 667    | 664                                 | 757     | 580  | 648     | 589                  | 660    | 606   | 706    | 639                                    | 709    | 561                                    | 666     | 583                                     | 646  |     |
| IV  | 537  | 626     | 644  | 739    | 814  | 953    | 422   | 495    | 612                 | 671    | 664                                 | 759     | 585  | 658     | 597                  | 665    | 612   | 711    | 641                                    | 709    | 563                                    | 667     | 593                                     | 651  |     |
| V   | 537  | 631     | 645  | 744    | 815  | 962    | 422   | 495    | 612                 | 675    | 665                                 | 764     | 587  | 662     | 598                  | 666    | 612   | 718    | 643                                    | 710    | 563                                    | 662     | 593                                     | 652  |     |
| VI  | 537  | 648     | 646  | 749    | 817  | 974    | 422   | 495    | 612                 | 676    | 665                                 | 763     | 587  | 668     | 599                  | 667    | 612   | 721    | 643                                    | 710    | 563                                    | 665     | 594                                     | 652  |     |
| VII   | 562  | 655     | 655  | 753    | 831  | 984    | 434   | 495    | 615                 | 672    | 670                                 | 770     | 600  | 672     | 610                  | 671    | 624   | 732    | 642                                    | 710    | 614                                    | 671     | 604                                     | 654  |     |
| VIII  | 582  | 658     | 658  | 751    | 838  | 974    | 434   | 500    | 615                 | 677    | 690                                 | 770     | 608  | 670     | 627                  | 667    | 645   | 734    | 645                                    | 710    | 618                                    | 692     | 622                                     | 648  |     |
| IX  | 583  | 661     | 667  | 768    | 849  | 1 006  | 445   | 515    | 621                 | 679    | 695                                 | 776     | 614  | 681     | 640                  | 673    | 674   | 752    | 645                                    | 710    | 623                                    | 694     | 633                                     | 653  |     |
| X   | 583  | 662     | 671  | 771    | 859  | 1 011  | 446   | 515    | 621                 | 681    | 695                                 | 780     | 614  | 684     | 642                  | 675    | 677   | 757    | 651                                    | 762    | 633                                    | 698     | 635                                     | 649  |     |
| XI  | 585  | 662     | 675  | 771    | 859  | 1 012  | 446   | 516    | 631                 | 681    | 729                                 | 781     | 615  | 685     | 646                  | 677    | 677   | 755    | 653                                    | 762    | 635                                    | 702     | 639                                     | 652  |     |
| XII   | 587  | 684     | 880  | 448    | 631  | 681    | 731   | 619    | 647                 | 677    | 677                                 | 677     | 619  | 677     | 677                  | 677    | 677   | 677    | 677                                    | 677    | 677                                    | 677     | 677                                     | 677  |     |

Ks. huomautusosasto vuoden ensimmäisessä numerossa — Se notavdelningen i häfte 1 — See note section in the January issue.

## 35. Tuotannon hintaindeksi — Produktionsprisindex — Production price index

1949 = 100 Ryhmien painot ilmoitettu suluisissa — Gruppvikterna angivna inom parentes — Group weights in parentheses

| Vuosi ja kuukausi<br>År och månad<br>Year and month | Kokonaisindeksi<br>Total index<br>Total index<br>(100.00) | Tavararyhmä (SITC) — Varugrupp (SITC) — Commodity group (SITC)   |  |  |  |  |   |  |                         |       |       | 8<br>Erindiset valmiit tavarat<br>Diverse färdiga varor<br>Miscellaneous manufactured articles<br>(9.83) |      |      |      |      |      |      |     |     |     |     |     |     |
|---|---|--|--|--|--|--|---|--|-------------------------|-------|-------|--|------|------|------|------|------|------|-----|-----|-----|-----|-----|-----|
|   |   | 0<br>Elintarvikkeet<br>Livsmedel<br>Food<br>(27.35)  | 1<br>Juomat ja tupakka<br>Drycker och tobak<br>Beverages and tobacco<br>(1.51)   | 2<br>Raaka-aineet (syötäväkset kelpaamattomat)<br>Råvaror (icke ätbara)<br>Crude materials (inedible)<br>(24.68) | 5<br>Siitä Därv Of which<br>24<br>Puu-tavarat<br>Trävaror<br>Wood<br>(17.49) | 6<br>Kemian teollisuuden tuotteet<br>Produkter av kemisk industri<br>Chemicals<br>(3.28) | 7<br>Valmistetut teokset<br>Bearbetade varor<br>Manufactured goods<br>(21.86) | 7<br>Koneet ja laitteet sekä kuljetusvälineet<br>Maskiner och apparater samt transportmedel<br>Machinery and transport equipment<br>(9.39) | Siitä — Därv — Of which |       |       |  |      |      |      |      |      |      |     |     |     |     |     |     |
|   |   | 71<br>Koneet ja laitteet (ei sähkökoneet)<br>Maskiner och apparater (andra än elektriska)<br>Machinery (other than electric)<br>(3.36) | 72<br>Sähkökoneet, -laitteet ja -tarvikkeet<br>Elektriska maskiner, apparater, materiel<br>Electric machinery, apparatus, etc.<br>(2.59) | 73<br>Kuljetusneuvot<br>Transportmedel<br>Transport equipment<br>(3.44)  |  |  |   |  |                         |       |       |  |      |      |      |      |      |      |     |     |     |     |     |     |
| G 139   | G 140   | G 141  | G 142  | G 143  | G 144  | G 145  | G 146   | G 147  | G 148                   | G 149 | G 150 |  |      |      |      |      |      |      |     |     |     |     |     |     |
| 1972 ..   | 350   | 377  | 322  | 401  | 425  | 203  | 300   | 315  | 311                     | 274   | 349   | 372  |      |      |      |      |      |      |     |     |     |     |     |     |
| 1973 ..   | 424   | 477  | 355  | 559  | 636  | 223  | 356   | 358  | 369                     | 314   | 379   | 434  |      |      |      |      |      |      |     |     |     |     |     |     |
| 1974 ..   | 533   | 477  | 395  | 747  | 833  | 311  | 459   | 447  | 459                     | 398   | 471   | 543  |      |      |      |      |      |      |     |     |     |     |     |     |
| 1975 ..   | 612   | 574  | 512  | 817  | 845  | 419  | 512   | 536  | 558                     | 452   | 577   | 624  |      |      |      |      |      |      |     |     |     |     |     |     |
| 1976 ..   | 662   | 644  | 605  | 835  | 875  | 461  | 550   | 596  | 631                     | 489   | 641   | 715  |      |      |      |      |      |      |     |     |     |     |     |     |
|   | 1976  | 1977   | 1976   | 1977   | 1976   | 1977   | 1976  | 1977   | 1976                    | 1977  | 1976  | 1977   | 1976 | 1977 | 1976 | 1977 | 1976 | 1977 |     |     |     |     |     |     |
| I   | 634   | 694  | 605  | 671  | 586  | 647  | 806   | 863  | 828                     | 927   | 444   | 488  | 526  | 587  | 582  | 625  | 607  | 661  | 471 | 526 | 640 | 664 | 691 | 760 |
| II  | 638   | 701  | 612  | 686  | 586  | 647  | 809   | 869  | 832                     | 936   | 446   | 491  | 528  | 591  | 582  | 625  | 608  | 661  | 471 | 528 | 640 | 664 | 698 | 767 |
| III   | 644   | 707  | 624  | 699  | 586  | 647  | 820   | 869  | 847                     | 936   | 447   | 496  | 526  | 599  | 583  | 625  | 611  | 659  | 471 | 530 | 640 | 664 | 699 | 768 |
| IV  | 649   | 714  | 638  | 704  | 597  | 647  | 813   | 874  | 844                     | 947   | 446   | 500  | 540  | 613  | 583  | 629  | 611  | 658  | 471 | 544 | 640 | 664 | 699 | 776 |
| V   | 651   | 715  | 628  | 700  | 598  | 647  | 828   | 876  | 865                     | 951   | 447   | 513  | 539  | 616  | 586  | 634  | 616  | 667  | 475 | 548 | 640 | 666 | 700 | 779 |
| VI  | 651   | 721  | 628  | 708  | 598  | 649  | 828   | 884  | 864                     | 963   | 449   | 519  | 537  | 618  | 588  | 642  | 620  | 687  | 478 | 550 | 640 | 666 | 700 | 784 |
| VII   | 665   | 723  | 655  | 717  | 615  | 649  | 837   | 882  | 875                     | 970   | 460   | 530  | 543  | 614  | 602  | 641  | 645  | 689  | 494 | 548 | 640 | 666 | 715 | 791 |
| VIII  | 676   | 726  | 665  | 721  | 615  | 649  | 844   | 884  | 885                     | 972   | 464   | 535  | 572  | 615  | 603  | 644  | 646  | 689  | 496 | 555 | 640 | 668 | 720 | 795 |
| IX  | 681   | 729  | 664  | 728  | 615  | 649  | 860   | 882  | 905                     | 969   | 481   | 539  | 573  | 616  | 607  | 651  | 648  | 691  | 510 | 574 | 640 | 668 | 723 | 803 |
| X   | 682   | 727  | 663  | 729  | 623  | 650  | 858   | 865  | 915                     | 967   | 475   | 547  | 575  | 619  | 609  | 651  | 654  | 693  | 511 | 576 | 640 | 668 | 723 | 806 |
| XI  | 687   | 673  | 623  | 623  | 859  | 865  | 916   | 480  | 571                     | 612   | 612   | 612  | 655  | 512  | 646  | 646  | 655  | 512  | 646 | 646 | 646 | 646 | 756 | 758 |
| XII   | 690   | 675  | 623  | 623  | 863  | 863  | 922   | 486  | 572                     | 612   | 612   | 612  | 655  | 510  | 646  | 646  | 655  | 510  | 646 | 646 | 646 | 646 | 758 | 758 |

| Vuosi ja kuukausi<br>År och månad<br>Year and month | Toimialaryhmät (ISIC, Rev. 1) — Branschgrupper (ISIC, Rev. 1) — Groups of industry (ISIC, Rev. 1)     |   |   |  |   |   |  |   |   |       |       |      |      |      |      |      |      |      |     |     |     |     |     |     |
|---|---|---|---|--|---|---|--|---|---|-------|-------|------|------|------|------|------|------|------|-----|-----|-----|-----|-----|-----|
|   | 01<br>Maa-<br>talous<br>Lant-<br>bruk<br>Agriculture<br>(11.76)                                       | 02<br>Metsä-<br>talous<br>Skogsbruk<br>Forestry<br>(10.83)  | 2-3<br>Tehdas-<br>teollisuus<br>Fabriks-<br>industri<br>Manufacturing<br>(74.66)              | Siitä — Därv — Of which  |   |   |  |   |   |       |       |      |      |      |      |      |      |      |     |     |     |     |     |     |
|   | 20<br>Elintarviketeoll.<br>Livsmedel-<br>industri<br>Food manu-<br>facturing<br>industries<br>(15.20) | 21<br>Juomia<br>valmist.<br>teollisuus<br>Dryckes-<br>varu-<br>industri<br>Beverage<br>industries<br>(1.43) | 22<br>Tupakka-<br>teollisuus<br>Tobaks-<br>industri<br>Tobacco<br>manu-<br>factures<br>(0.61) | 23<br>Tekstiili-<br>teollisuus<br>Textil-<br>industri<br>Manu-<br>facture<br>of textiles<br>(6.17) | 24<br>Kenkä-,<br>vaatetus-<br>ja omp-<br>teollisuus<br>Sko-, kon-<br>fektions-<br>och sön-<br>nads-<br>industri<br>(3.41) | 25-26<br>Puu- ja<br>huone-<br>kaluteol-<br>lisuus<br>Trä- och<br>möbel-<br>industri<br>Manu-<br>facture<br>of wood<br>and<br>furniture<br>(10.68) | 27<br>Paperi-<br>teollisuus<br>Pappers-<br>industri<br>Manu-<br>facture<br>of paper<br>and<br>paper<br>products<br>(11.84) | 29-30<br>Nahka- ja<br>kumiteol-<br>lisuus<br>Skinn-,<br>läder- och<br>gummi-<br>industri<br>Manu-<br>facture<br>of leather<br>and<br>rubber<br>products<br>(1.60) | 31<br>Kemian<br>teollisuus<br>Kemisk<br>industri<br>Manu-<br>facture<br>of chemicals<br>and<br>chemical<br>products<br>(3.99) |       |       |      |      |      |      |      |      |      |     |     |     |     |     |     |
| G 151   | G 152   | G 153   | G 154   | G 155  | G 156   | G 157   | G 158  | G 159   | G 160   | G 161 | G 162 |      |      |      |      |      |      |      |     |     |     |     |     |     |
| 1972 ..   | 401   | 408   | 338   | 363  | 294   | 316   | 286  | 229   | 438   | 328   | 400   | 205  |      |      |      |      |      |      |     |     |     |     |     |     |
| 1973 ..   | 448   | 505   | 415   | 398  | 329   | 343   | 326  | 296   | 727   | 355   | 460   | 228  |      |      |      |      |      |      |     |     |     |     |     |     |
| 1974 ..   | 504   | 705   | 521   | 458  | 402   | 360   | 383  | 337   | 912   | 515   | 494   | 313  |      |      |      |      |      |      |     |     |     |     |     |     |
| 1975 ..   | 598   | 810   | 595   | 561  | 582   | 466   | 415  | 384   | 806   | 713   | 554   | 373  |      |      |      |      |      |      |     |     |     |     |     |     |
| 1976 ..   | 676   | 829   | 645   | 624  | 647   | 556   | 448  | 447   | 851   | 700   | 670   | 412  |      |      |      |      |      |      |     |     |     |     |     |     |
|   | 1976  | 1977  | 1976  | 1977   | 1976  | 1977  | 1976   | 1977  | 1976  | 1977  | 1976  | 1977 | 1976 | 1977 | 1976 | 1977 | 1976 | 1977 |     |     |     |     |     |     |
| I   | 631   | 698   | 798   | 875  | 619   | 676   | 589  | 656   | 622   | 683   | 556   | 618  | 435  | 460  | 412  | 474  | 787  | 914  | 705 | 699 | 647 | 690 | 399 | 434 |
| II  | 635   | 717   | 804   | 885  | 622   | 681   | 594  | 664   | 622   | 683   | 556   | 618  | 436  | 461  | 430  | 490  | 788  | 918  | 706 | 702 | 647 | 715 | 400 | 434 |
| III   | 652   | 727   | 817   | 887  | 626   | 686   | 605  | 678   | 622   | 695   | 556   | 618  | 435  | 461  | 433  | 494  | 797  | 933  | 705 | 700 | 640 | 715 | 403 | 437 |
| IV  | 680   | 743   | 819   | 891  | 628   | 694   | 609  | 683   | 633   | 695   | 556   | 618  | 436  | 471  | 433  | 501  | 805  | 956  | 702 | 699 | 653 | 749 | 402 | 444 |
| V   | 675   | 735   | 822   | 894  | 632   | 697   | 605  | 687   | 634   | 706   | 556   | 618  | 438  | 476  | 433  | 498  | 837  | 965  | 696 | 701 | 653 | 755 | 401 | 448 |
| VI  | 678   | 724   | 821   | 913  | 632   | 704   | 604  | 708   | 634   | 715   | 556   | 618  | 439  | 476  | 433  | 498  | 835  | 968  | 694 | 701 | 653 | 755 | 403 | 451 |
| VII   | 716   | 734   | 832   | 924  | 643   | 702   | 621  | 707   | 653   | 726   | 556   | 618  | 447  | 480  | 464  | 503  | 843  | 953  | 696 | 693 | 653 | 755 | 413 | 455 |
| VIII  | 695   | 724   | 838   | 928  | 658   | 706   | 643  | 720   | 665   | 726   | 556   | 618  | 455  | 482  | 465  | 504  | 881  | 961  | 704 | 685 | 701 | 773 | 413 | 460 |
| IX  | 682   | 739   | 842   | 928  | 666   | 708   | 647  | 721   | 665   | 738   | 556   | 618  | 457  | 482  | 465  | 517  | 911  | 954  | 708 | 691 | 707 | 773 | 428 | 463 |
| X   | 682   | 741   | 853   | 928  | 665   | 705   | 650  | 721   | 672   | 739   | 556   | 618  | 467  | 484  | 465  | 517  | 907  | 956  | 696 | 663 | 707 | 773 | 423 | 467 |
| XI  | 693   | 849   | 672   | 672  | 659   | 659   | 672  | 672   | 672   | 672   | 556   | 556  | 467  | 467  | 465  | 517  | 913  | 913  | 695 | 695 | 685 | 685 | 428 | 428 |
| XII   | 697   | 859   | 673   | 673  | 663   | 663   | 672  | 672   | 672   | 672   | 556   | 556  | 467  | 467  | 469  | 517  | 914  | 914  | 695 | 695 | 687 | 687 | 433 | 433 |

Ka. huomautusosasto vuoden ensimmäisessä numerossa — Se notavdelningen i häfte 1 — See note section in the January issue.

1) Manufacture of footwear, other wearing apparel and made-up textile goods.

35. Tuotannon hintaindeksi (jatk.) — Produktionsprisindex (forts.) — Production price index (cont.)

| Vuosi ja kuukausi<br>År och månad<br>Year and month | Toimialaryhmät — Branschgrupper — Groups of industry   |         |   |        |  |        |   |        |   |        |   |        |      |        | Koti-<br>markkina-<br>tavarat<br>Hemma-<br>marknads-<br>varor<br>Home<br>market<br>goods | Siitä — Därav — Of which   |   |         |                            | Vienti-<br>tavarat<br>Export-<br>varor<br>Export<br>goods |      |         |      |      |
|---|--|---------|---|--------|--|--------|---|--------|---|--------|---|--------|------|--------|--|--|---|---------|----------------------------|---|------|---------|------|------|
|   | Siitä — Därav — Of which   |         |   |        |  |        |   |        |   |        |   |        |      |        |  | 5<br>Sähkö-,<br>kaasu-,<br>vesijohto-<br>ymms,<br>laitokset<br>El-, gas-<br>och<br>vatten-<br>verk m.m.<br>Electricity,<br>gas, water<br>and sani-<br>tary<br>services | Tehdas-<br>teollisuus<br>tuotteet<br>Fabriks-<br>industri-<br>produkter<br>Manu-<br>facturing<br>products |         | Siitä<br>Därav<br>Of which |   |      |         |      |      |
|   | 33<br>Savi-, lasi-<br>ja kiven-<br>jalostus-<br>teollisuus<br>Ler-,<br>glas- och<br>stenför-<br>ädlings-<br>industri<br>Manu-<br>facture<br>of non-<br>metallic<br>mineral<br>products |         | 34—38<br>Metalli-<br>teollisuus<br>Metall-<br>industri<br>Manu-<br>facture of<br>metal and<br>metal pro-<br>ducts |        | Siitä — Därav — Of which   |        |   |        |   |        | Metalli-<br>teollisuus<br>tuotteet<br>Metallin-<br>dustri-<br>produkter<br>Manu-<br>facture<br>of metal<br>products             |        |      |        |  |  |   |         |                            |   |      |         |      |      |
|   |  |         | 34<br>Metallien<br>perus-<br>teollisuus<br>Metall-<br>verk<br>Basic<br>metal<br>industries                        |        | 35<br>Metalli-<br>tuote-<br>teollisuus<br>Metall-<br>manu-<br>faktur<br>Manu-<br>facture of<br>metal<br>products<br>except<br>machin-<br>ery and<br>transport<br>equipment |        | 36<br>Kone-<br>teollisuus<br>Maskin-<br>industri<br>Manu-<br>facture of<br>machinery<br>except<br>electrical<br>machinery |        | 37<br>Sähkötek-<br>ninen<br>teollisuus<br>Elektro-<br>teknisk<br>industri<br>Manu-<br>facture of<br>electrical<br>machinery,<br>apparatus,<br>appliances<br>and<br>supplies |        | 38<br>Kulku-<br>neuvo-<br>teollisuus<br>Trans-<br>port-<br>medels-<br>industri<br>Manu-<br>facture of<br>transport<br>equipment |        |      |        |  |  |   |         |                            |   |      |         |      |      |
| (2.89)  |  | (15.34) |   | (2.95) |  | (2.86) |   | (3.26) |   | (2.73) |   | (3.44) |      | (1.85) |  | (31.93)  |   | (57.89) |                            | (14.45)   |      | (18.07) |      |      |
| G 163   |  | G 164   |   | G 165  |  | G 166  |   | G 167  |   | G 168  |   | G 169  |      | G 170  |  | G 171  |   | G 172   |                            | G 173   |      | G 174   |      |      |
| 1972 ..   | 259  | 304     | 303   | 281    | 311  | 263    | 349   | 235    | 343   | 325    | 302   | 380    |      |        |  |  |   |         |                            |   |      |         |      |      |
| 1973 ..   | 290  | 358     | 403   | 326    | 370  | 301    | 379   | 252    | 405   | 384    | 355   | 508    |      |        |  |  |   |         |                            |   |      |         |      |      |
| 1974 ..   | 390  | 461     | 560   | 425    | 459  | 382    | 471   | 334    | 502   | 472    | 458   | 675    |      |        |  |  |   |         |                            |   |      |         |      |      |
| 1975 ..   | 491  | 527     | 550   | 494    | 558  | 434    | 577   | 409    | 582   | 549    | 523   | 748    |      |        |  |  |   |         |                            |   |      |         |      |      |
| 1976 ..   | 604  | 573     | 549   | 544    | 631  | 469    | 641   | 463    | 644   | 611    | 569   | 747    |      |        |  |  |   |         |                            |   |      |         |      |      |
|   | 1976   | 1977    | 1976  | 1977   | 1976   | 1977   | 1976  | 1977   | 1976  | 1977   | 1976  | 1977   | 1976 | 1977   | 1976   | 1977   | 1976  | 1977    | 1976                       | 1977  | 1976 | 1977    | 1976 | 1977 |
| I   | 582  | 641     | 553   | 598    | 524  | 547    | 512   | 584    | 607   | 661    | 452   | 504    | 640  | 664    | 454  | 506  | 615   | 678     | 587                        | 647   | 551  | 594     | 721  | 764  |
| II  | 585  | 646     | 556   | 600    | 527  | 552    | 520   | 589    | 608   | 661    | 452   | 507    | 640  | 664    | 454  | 508  | 620   | 686     | 590                        | 652   | 553  | 596     | 723  | 769  |
| III   | 585  | 645     | 556   | 601    | 529  | 557    | 520   | 590    | 611   | 659    | 452   | 509    | 640  | 664    | 459  | 508  | 625   | 691     | 593                        | 656   | 554  | 597     | 729  | 780  |
| IV  | 597  | 649     | 558   | 605    | 535  | 565    | 519   | 591    | 611   | 658    | 452   | 522    | 640  | 664    | 459  | 508  | 631   | 695     | 595                        | 660   | 555  | 600     | 732  | 802  |
| V   | 597  | 649     | 561   | 609    | 542  | 563    | 521   | 597    | 616   | 667    | 456   | 525    | 640  | 666    | 459  | 509  | 629   | 695     | 595                        | 663   | 557  | 603     | 747  | 809  |
| VI  | 596  | 649     | 563   | 616    | 546  | 557    | 521   | 616    | 620   | 687    | 459   | 528    | 640  | 666    | 459  | 509  | 629   | 701     | 595                        | 670   | 558  | 611     | 746  | 813  |
| VII   | 607  | 664     | 577   | 616    | 552  | 551    | 545   | 626    | 645   | 689    | 474   | 526    | 640  | 666    | 458  | 509  | 646   | 706     | 609                        | 672   | 573  | 612     | 749  | 801  |
| VIII  | 608  | 673     | 587   | 617    | 578  | 543    | 566   | 626    | 646   | 689    | 476   | 533    | 640  | 668    | 457  | 509  | 656   | 710     | 623                        | 678   | 582  | 613     | 765  | 799  |
| IX  | 613  | 677     | 590   | 620    | 573  | 540    | 576   | 629    | 648   | 691    | 489   | 551    | 640  | 668    | 466  | 518  | 662   | 714     | 632                        | 681   | 586  | 616     | 768  | 799  |
| X   | 623  | 681     | 591   | 624    | 568  | 544    | 576   | 639    | 654   | 693    | 490   | 552    | 640  | 668    | 478  | 549  | 665   | 714     | 634                        | 680   | 586  | 620     | 758  | 787  |
| XI  | 624  |         | 591   |        | 559  |        | 576   |        | 655   |        | 491   |        | 646  |        | 477  |  | 671   |         | 642                        |   | 586  |         | 761  |      |
| XII   | 637  |         | 589   |        | 552  |        | 575   |        | 655   |        | 490   |        | 646  |        | 477  |  | 673   |         | 643                        |   | 585  |         | 763  |      |

36. Maatalouden hintaindeksiä — Prisindex för lantbruket — Price indexes for agriculture

| Vuosi ja kuukausi<br>År och månad<br>Year and month | Tuottajahintaindeksi<br>Producentprisindex<br>Producer prices |      | Tarvikehintaindeksi<br>Förnödenhetsprisindex<br>Requisities |      | Vuosi ja neljännes<br>År och kvartal<br>Year and quarter | Rakennus-<br>kustannus-<br>indeksi<br>Byggnads-<br>kostnadsindex<br>Building costs |      | Kone- ja kalusto-<br>kustannusindeksi<br>Maskin- och<br>materielkost-<br>nadsindex<br>Machine and<br>tool costs |      | Tuotantopanosten<br>hintaindeksi <sup>1)</sup><br>Input prisindex <sup>1)</sup><br>Cost price index <sup>1)</sup> |  |
|---|---|------|---|------|--|--|------|---|------|---|--|
|   | 1974 tammikuu — januari — January = 100                       |      |   |      |  | 1969 = 100   |      | 1974 I nelj. — kvartalet — quarter = 100  |      |   |  |
|   | G 175   |      | G 176   |      |  | G 177  |      | G 178   |      |   |  |
| 1974 .....  | 113   |      | 114   |      | 1971 .....   | 118  |      | ..  |      | ..  |  |
| 1975 .....  | 142   |      | 139   |      | 1972 .....   | 134  |      | ..  |      | ..  |  |
| 1976 .....  | 161   |      | 167   |      | 1973 .....   | 169  |      | ..  |      | ..  |  |
|   | 1976  | 1977 | 1976  | 1977 | 1975   | I ...  | 239  | 132   | 125  |   |  |
| I   | 152   | 167  | 152   | 190  | II ...   | 250  | 135  | 130   |      |   |  |
| II  | 153   | 171  | 155   | 193  | III ...  | 251  | 140  | 136   |      |   |  |
| III   | 161   | 171  | 156   | 195  | IV ...   | 258  | 146  | 140   |      |   |  |
| IV  | 160   | 172  | 156   | 196  | 1976   | I ...  | 265  | 148   | 145  |   |  |
| V   | 160   | 172  | 157   | 199  | II ...   | 269  | 150  | 147   |      |   |  |
| VI  | 160   | 170  | 158   | 199  | III ...  | 286  | 155  | 158   |      |   |  |
| VII   | 164   | 173  | 172   | 197  | IV ...   | 287  | 161  | 164   |      |   |  |
| VIII  | 163   | 172  | 173   | 198  | 1977   | I ...  | 302  | 166   | *171 |   |  |
| IX  | 163   | 176  | 175   | 199  | II ...   | 304  | 169  | *175  |      |   |  |
| X   | 165   | *177 | 182   | *201 | III ...  | *309   | *173 |   |      |   |  |
| XI  | 167   |      | 182   |      | IV ...   | *310   | *178 |   |      |   |  |
| XII   | 168   |      | 185   |      |  |  |      |   |      |   |  |

Ks. huomautusosasto vuoden ensimmäisessä numerossa — Se notavdelningen i häfte 1 — See note section in the January issue.

<sup>1)</sup> Painot — Vikter — Weights:

|  |       |
|--|-------|
| Tarvikkeet — Förnödenheter — Requisites                        | 0.478 |
| Rakennukset — Byggnader — Buildings                            | 0.148 |
| Koneet ja kalusto — Maskiner och materiel — Machines and tools | 0.229 |
| Muut — Övrigt — Others   | 0.145 |
| Yhteensä — Sammanlagt — Total                                  | 1.000 |

## 37. Tuonnin hintaindeksi (cif) — Importprisindex (cif) — Import price index (cif)

1949 = 100 Ryhmien painot ilmoitettu suluisissa — Gruppvikterna angivna inom parentes — Group weights in parentheses

| Vuosi ja kuukausi<br>År och månad<br>Year and month | Kokonaisindeksi<br>Total index<br>Total index | Tavararyhmä (SITC) — Varugrupp (SITC) — Commodity group (SITC) |       |  |      |   |      |  |       |   |       | Jalostusaste — Bearbetningsgrad — Stage of processing              |       |  |       |   |       |   |       |  |       |  |       |       |       |
|---|---|--|-------|--|------|---|------|--|-------|---|-------|--|-------|--|-------|---|-------|---|-------|--|-------|--|-------|-------|-------|
|   |   | 0<br>Elintarvikkeet<br>Livsmedel<br>Food                       |       | 1<br>Juomat ja tupakka<br>Drycker och tobak<br>Beverages and tobacco |      | 2<br>Raaka-aineet<br>(syöväväksi kelpaamattomat)<br>Råvaror (icke ätbara)<br>Crude materials (inedible) |      | 3<br>Kivennäispoltoaineet ja öljyt<br>Mineraliska bränslen och oljor<br>Mineral fuels and oils |       | 5<br>Kemian teollisuuden tuotteet<br>Produktier av kemisk industri<br>Chemicals |       | 6<br>Valmistetut teokset<br>Bearbetade varor<br>Manufactured goods |       | Siitä Därv Of which<br>67—68<br>Epäjalot metallit<br>Oädla metaller<br>Base metals |       | 7<br>Koneet, laitteet, kuljetusvälineet<br>Maskiner, apparater, transportmedel<br>Machinery and transport equipment |       | 1<br>Jalostamattomat aineet ja tuotteet<br>Obearbetade ämnen och produkter<br>Crude materials and goods |       | 2<br>Vähän jalostatetut tuotteet<br>Något bearbetade produkter<br>Simply processed goods |       | 3<br>Olennaisesti jalostatetut tuotteet<br>Väsentligt bearbetade produkter<br>More elaborately processed goods |       |       |       |
|   |   | (655)  | (106) | (13)   | (85) | (61)  | (46) | (207)  | (120) | (121)   | (175) | (146)  | (234) | G 179  | G 180 | G 181   | G 182 | G 183   | G 184 | G 185  | G 186 | G 187  | G 188 | G 189 | G 190 |
| 1971 ....   | 292   | 277  | 403   | 229  | 299  | 238   | 260  | 253  | 404   | 281   | 259   | 336  |       |  |       |   |       |   |       |  |       |  |       |       |       |
| 1972 ....   | 319   | 309  | 436   | 254  | 304  | 281   | 279  | 272  | 445   | 297   | 287   | 370  |       |  |       |   |       |   |       |  |       |  |       |       |       |
| 1973 ....   | 383   | 398  | 506   | 302  | 330  | 289   | 376  | 297  | 484   | 340   | 381   | 417  |       |  |       |   |       |   |       |  |       |  |       |       |       |
| 1974 ....   | 535   | 615  | 629   | 452  | 634  | 379   | 513  | 604  | 550   | 500   | 598   | 496  |       |  |       |   |       |   |       |  |       |  |       |       |       |
| 1975 ....   | 554   | 678  | 682   | 460  | 708  | 402   | 468  | 508  | 654   | 509   | 586   | 555  |       |  |       |   |       |   |       |  |       |  |       |       |       |
| 1976 ....   | 555   | 575  | 729   | 443  | 762  | 407   | 471  | 514  | 737   | 539   | 535   | 589  |       |  |       |   |       |   |       |  |       |  |       |       |       |
|   |   | 1976   | 1977  | 1976   | 1977 | 1976  | 1977 | 1976   | 1977  | 1976  | 1977  | 1976   | 1977  | 1976   | 1977  | 1976  | 1977  | 1976  | 1977  | 1976   | 1977  | 1976   | 1977  | 1976  | 1977  |
| I   | 527   | 584  | 526   | 587  | 718  | 857   | 429  | 463  | 755   | 812   | 393   | 428  | 437   | 474  | 457   | 513   | 709   | 813   | 498   | 578  | 509   | 541  | 569   | 635   |       |
| II  | 528   | 586  | 509   | 585  | 720  | 866   | 432  | 471  | 756   | 812   | 400   | 428  | 441   | 474  | 465   | 514   | 714   | 814   | 501   | 576  | 505   | 545  | 573   | 636   |       |
| III   | 533   | 590  | 514   | 580  | 722  | 863   | 437  | 489  | 764   | 811   | 400   | 429  | 450   | 481  | 482   | 527   | 714   | 815   | 521   | 584  | 504   | 549  | 573   | 636   |       |
| IV  | 540   | 605  | 514   | 587  | 722  | 874   | 437  | 500  | 762   | 839   | 402   | 441  | 467   | 490  | 510   | 540   | 718   | 846   | 508   | 599  | 527   | 562  | 577   | 655   |       |
| V   | 542   | 622  | 529   | 651  | 700  | 919   | 431  | 501  | 762   | 843   | 398   | 446  | 471   | 492  | 517   | 542   | 717   | 866   | 512   | 641  | 528   | 567  | 578   | 665   |       |
| VI  | 550   | 628  | 571   | 712  | 694  | 912   | 434  | 499  | 766   | 841   | 398   | 445  | 472   | 487  | 519   | 532   | 718   | 860   | 521   | 660  | 544   | 574  | 578   | 662   |       |
| VII   | 558   | 638  | 594   | 752  | 709  | 901   | 434  | 496  | 766   | 834   | 400   | 451  | 486   | 493  | 539   | 542   | 715   | 866   | 535   | 673  | 554   | 585  | 579   | 668   |       |
| VIII  | 568   | 637  | 617   | 729  | 710  | 907   | 434  | 510  | 764   | 858   | 410   | 449  | 493   | 498  | 550   | 551   | 739   | 848   | 553   | 679  | 556   | 586  | 593   | 660   |       |
| IX  | 579   | 649  | 637   | 746  | 688  | 924   | 471  | 534  | 762   | 872   | 412   | 457  | 494   | 497  | 553   | 546   | 755   | 876   | 580   | 700  | 558   | 591  | 601   | 673   |       |
| X   | 581   | 646  | 650   | 725  | 690  | 924   | 465  | 506  | 763   | 872   | 423   | 459  | 488   | 501  | 542   | 553   | 763   | 888   | 583   | 687  | 553   | 584  | 608   | 680   |       |
| XI  | 579   | 619  | 619   | 845  | 457  | 762   | 424  | 480  | 527   | 775   | 585   | 539  | 615   | 628  |       |   |       |   |       |  |       |  |       |       |       |
| XII   | 580   | 617  | 617   | 835  | 455  | 755   | 427  | 471  | 512   | 805   | 578   | 536  | 628   |  |       |   |       |   |       |  |       |  |       |       |       |

## 38. Viennin hintaindeksi (fob) — Exportprisindex (fob) — Export price index (fob)

1949 = 100 Ryhmien painot ilmoitettu suluisissa — Gruppvikterna angivna inom parentes — Group weights in parentheses

| Vuosi ja kuukausi<br>År och månad<br>Year and month | Kokonaisindeksi<br>Total index<br>Total index | Tavararyhmä (SITC) — Varugrupp (SITC) — Commodity group (SITC) |      |   |       |                          |       |  |       |                          |      | Jalostusaste — Bearbetningsgrad — Stage of processing   |       |   |       |  |       |  |       |       |       |       |       |       |       |
|---|---|--|------|---|-------|--------------------------|-------|--|-------|--------------------------|------|---|-------|---|-------|--|-------|--|-------|-------|-------|-------|-------|-------|-------|
|   |   | 0<br>Elintarvikkeet<br>Livsmedel<br>Food                       |      | 2<br>Raaka-aineet<br>(syöväväksi kelpaamattomat)<br>Råvaror (icke ätbara)<br>Crude materials (inedible) |       | Siitä — Därv<br>Of which |       | 6<br>Valmistetut teokset<br>Bearbetade varor<br>Manufactured goods |       | Siitä — Därv<br>Of which |      | 7<br>Koneet, laitteet, kuljetusvälineet<br>Maskiner, apparater, transportmedel<br>Machinery and transport equipment |       | 1<br>Jalostamattomat aineet ja tuotteet<br>Obearbetade ämnen och produkter<br>Crude materials and goods |       | 2<br>Vähän jalostatetut tuotteet<br>Något bearbetade produkter<br>Simply processed goods |       | 3<br>Olennaisesti jalostatetut tuotteet<br>Väsentligt bearbetade produkter<br>More elaborately processed goods |       |       |       |       |       |       |       |
|   |   | (656)  | (18) | (361)   | (210) | (145)                    | (198) | (63)   | (118) | (23)                     | (47) | (405)   | (204) | G 191   | G 192 | G 193  | G 194 | G 195  | G 196 | G 197 | G 198 | G 199 | G 200 | G 201 | G 202 |
| 1971 ....   | 360   | 197  | 398  | 415   | 381   | 295                      | 291   | 294  | 270   | 343                      | 375  | 333   |       |   |       |  |       |  |       |       |       |       |       |       |       |
| 1972 ....   | 376   | 210  | 404  | 438   | 363   | 320                      | 336   | 307  | 314   | 335                      | 389  | 360   |       |   |       |  |       |  |       |       |       |       |       |       |       |
| 1973 ....   | 505   | 278  | 591  | 743   | 387   | 366                      | 436   | 320  | 395   | 331                      | 577  | 403   |       |   |       |  |       |  |       |       |       |       |       |       |       |
| 1974 ....   | 671   | 293  | 782  | 939   | 574   | 496                      | 533   | 468  | 489   | 494                      | 746  | 562   |       |   |       |  |       |  |       |       |       |       |       |       |       |
| 1975 ....   | 741   | 297  | 857  | 880   | 847   | 560                      | 419   | 633  | 622   | 677                      | 774  | 690   |       |   |       |  |       |  |       |       |       |       |       |       |       |
| 1976 ....   | 739   | 336  | 833  | 860   | 818   | 587                      | 484   | 605  | 682   | 584                      | 775  | 702   |       |   |       |  |       |  |       |       |       |       |       |       |       |
|   |   | 1976   | 1977 | 1976  | 1977  | 1976                     | 1977  | 1976   | 1977  | 1976                     | 1977 | 1976  | 1977  | 1976  | 1977  | 1976   | 1977  | 1976   | 1977  | 1976  | 1977  | 1976  | 1977  | 1976  | 1977  |
| I   | 714   | 756  | 320  | 367   | 810   | 835                      | 804   | 898  | 841   | 767                      | 554  | 633   | 403   | 531   | 599   | 649  | 646   | 713  | 580   | 605   | 741   | 783   | 692   | 739   |       |
| II  | 715   | 761  | 320  | 356   | 810   | 843                      | 805   | 911  | 841   | 767                      | 557  | 634   | 406   | 532   | 602   | 650  | 647   | 720  | 578   | 621   | 741   | 787   | 695   | 743   |       |
| III   | 720   | 771  | 305  | 361   | 823   | 843                      | 827   | 911  | 841   | 767                      | 550  | 663   | 387   | 631   | 600   | 643  | 650   | 726  | 584   | 632   | 749   | 802   | 694   | 742   |       |
| IV  | 724   | 793  | 309  | 365   | 806   | 863                      | 813   | 948  | 818   | 763                      | 593  | 692   | 484   | 667   | 620   | 669  | 656   | 740  | 582   | 683   | 749   | 820   | 706   | 765   |       |
| V   | 739   | 801  | 312  | 365   | 839   | 869                      | 870   | 959  | 818   | 763                      | 582  | 695   | 480   | 676   | 600   | 673  | 668   | 757  | 585   | 706   | 778   | 824   | 697   | 777   |       |
| VI  | 738   | 805  | 295  | 395   | 840   | 871                      | 871   | 962  | 818   | 763                      | 574  | 697   | 471   | 676   | 590   | 673  | 687   | 768  | 590   | 721   | 777   | 826   | 695   | 785   |       |
| VII   | 741   | 792  | 355  | 356   | 842   | 861                      | 872   | 964  | 823   | 734                      | 575  | 669   | 470   | 563   | 591   | 689  | 694   | 760  | 588   | 726   | 782   | 796   | 696   | 801   |       |
| VIII  | 757   | 790  | 360  | 365   | 848   | 860                      | 881   | 963  | 823   | 734                      | 618  | 655   | 571   | 572   | 605   | 663  | 697   | 765  | 589   | 730   | 803   | 796   | 705   | 792   |       |
| IX  | 760   | 790  | 362  | 382   | 853   | 855                      | 889   | 954  | 823   | 734                      | 616  | 652   | 555   | 537   | 613   | 677  | 705   | 771  | 588   | 755   | 805   | 784   | 710   | 808   |       |
| X   | 750   | 778  | 361  | 413   | 839   | 827                      | 889   | 953  | 789   | 668                      | 609  | 660   | 527   | 539   | 618   | 689  | 710   | 770  | 585   | 750   | 788   | 762   | 713   | 817   |       |
| XI  | 753   | 362  | 846  | 901   | 789   | 605                      | 525   |  |       |                          |      |   |       |   |       |  |       |  |       |       |       |       |       |       |       |
| XII   | 754   | 366  | 843  | 897   | 789   | 613                      | 531   |  |       |                          |      |   |       |   |       |  |       |  |       |       |       |       |       |       |       |

Ks. huomautusosasto vuoden ensimmäisessä numerossa — Se notavdelningen i häfte 1 — See note section in the January issue.

1) Paper, paperboard and manufactures thereof.

39. Työntekijän keskiansioloita — De genomsnittliga förtjänsterna för arbetare — Average earnings of workers

| Vuosi ja neljännes<br>År och kvartal<br>Year and quarter | Maataloustyöntekijät<br>Lantbruksarbetare<br>Farm workers |       | Metsätyöntekijät<br>Skogsbruksarbetare<br>Timber workers | Teollisuuden työntek. — Industriarbet. — Industrial workers |       |       |       |       |       |       |       | Talonrakennustyöntekijät<br>Husbyggnadsarbetare<br>Workers in construction of houses | Maa- ja vesirakennustyönt. Jord- o. vattenbyggnadsarb. Workers in construction of streets, waterways etc. | Kaup. ja kaup. työntekijät<br>Arbetare i städernas o. köpingarnas tjänst<br>Workers in urban communes | Linja-autokuljettajat<br>Busschaufförer<br>Bus drivers | Ahtaustyöntekijät<br>Stuveriarbetare<br>Dock workers |
|--|---|-------|--|---|-------|-------|-------|-------|-------|-------|-------|--|---|---|--|--|
|  | M   | N     |  | M   | M     | M     | N     | M     | N     | M     | M     |  |   |   |  |  |
|  | tunti<br>mk/timme<br>hour                                 |       | päivä<br>mk/dag<br>day                                   | tunti<br>mk/timme<br>hour                                   |       |       |       |       |       |       |       |  |   |   |  |  |
|  | G 203   | G 204 | G 205  | G 206   | G 207 | G 208 | G 209 | G 210 | G 211 | G 212 | G 213 | G 214  | G 215   | G 216   |  |  |
| 1972.....  | 4.56  | 3.74  | 67.51  | 7.60  | 7.77  | 6.67  | 4.84  | 7.43  | 5.30  | 8.86  | 6.00  | 7.95   | 6.70  | 9.37  |  |  |
| 1973.....  | 5.61  | 4.89  | 80.94  | 8.84  | 9.18  | 7.77  | 5.71  | 8.68  | 6.22  | 10.61 | 6.96  | 9.19   | 8.06  | 10.43   |  |  |
| 1974.....  | 7.06  | 6.13  | 93.86  | 10.82   | 11.22 | 9.44  | 7.22  | 10.60 | 7.67  | 13.37 | 8.57  | 10.98  | 9.84  | 11.91   |  |  |
| 1975.....  | 9.17  | 7.64  | 119.93   | 13.27   | 13.48 | 11.01 | 8.67  | 12.87 | 9.34  | 15.43 | 10.93 | 13.41  | 12.30   | 13.08   |  |  |
| 1976.....  | 10.92   | 8.96  | 144.48   | 15.24   | 15.46 | 12.76 | 9.87  | 14.78 | 10.85 | 16.61 | 12.50 | 15.61  | 13.72   | 15.17   |  |  |
| 1974 I   | 6.36  | 5.36  | 78.20  | 9.65  | 10.26 | 8.53  | 6.41  | 9.51  | 6.82  | 12.18 | 7.62  | 10.24  | 8.43  | 11.27   |  |  |
| 1974 II  | 6.72  | 5.94  | 97.40  | 10.72   | 11.67 | 9.50  | 7.15  | 10.62 | 7.65  | 13.18 | 8.30  | 10.63  | 10.18   | 12.15   |  |  |
| 1974 III   | 7.09  | 6.33  | 104.30   | 11.15   | 11.17 | 9.72  | 7.78  | 10.85 | 7.90  | 13.62 | 9.09  | 11.20  | 9.98  | 11.76   |  |  |
| 1974 IV  | 8.21  | 6.92  | 101.50   | 11.75   | 11.76 | 9.99  | 7.82  | 11.43 | 8.29  | 14.48 | 9.25  | 11.84  | 10.75   | 12.44   |  |  |
| 1975 I   | 8.52  | 6.85  | 106.40   | 12.11   | 13.06 | 10.15 | 7.95  | 11.93 | 8.50  | 14.62 | 9.64  | 12.15  | 11.05   | 12.77   |  |  |
| 1975 II  | 8.88  | 7.72  | 126.50   | 13.43   | 14.04 | 11.19 | 8.86  | 13.12 | 9.54  | 15.59 | 11.10 | 13.45  | 12.80   | 13.07   |  |  |
| 1975 III   | 9.21  | 7.83  | 132.90   | 13.57   | 13.28 | 11.21 | 8.91  | 13.05 | 9.56  | 15.61 | 11.47 | 14.47  | 12.49   | 13.04   |  |  |
| 1975 IV  | 10.33   | 8.04  | 126.10   | 13.95   | 13.52 | 11.50 | 8.97  | 13.39 | 9.77  | 15.89 | 11.49 | 14.51  | 12.87   | 13.45   |  |  |
| 1976 I   | 10.68   | 8.58  | 130.70   | 14.52   | 14.73 | 12.02 | 9.50  | 13.99 | 10.23 | 16.03 | 11.84 | 14.95  | 13.06   | 13.56   |  |  |
| 1976 II  | 10.60   | 9.06  | 154.80   | 15.30   | 15.76 | 12.84 | 9.94  | 14.92 | 10.96 | 16.45 | 12.65 | 15.88  | 14.30   | 15.18   |  |  |
| 1976 III   | 10.92   | 8.91  | 156.80   | 15.46   | 15.26 | 12.92 | 9.98  | 14.92 | 10.99 | 16.87 | 12.78 | 15.64  | 14.06   | 15.55   |  |  |
| 1976 IV  | 11.72   | 9.34  | 141.90   | 15.69   | 16.07 | 13.24 | 10.07 | 15.27 | 11.20 | 17.09 | 12.73 | 15.97  | 13.45   | 16.37   |  |  |
| 1977 I   | 12.10   | 9.33  | 139.80   | 15.64   | 15.35 | 13.25 | 10.09 | 15.14 | 11.22 | 16.96 | 13.09 | 16.06  | 13.69   | 16.58   |  |  |
| 1977 II  | 12.05   | 9.93  | 169.50   | 16.48   | 16.99 | 14.14 | 10.54 | 16.16 | 11.94 | 17.28 | 13.92 | 16.59  | 15.00   | 17.57   |  |  |
| 1977 III   | 12.16   | 10.01 |  |   |       |       |       |       |       |       | 16.50 |  |   |   |  |  |

40. Ansiotasoindeksijä — Förtjänstnivåindexar — Wage and salary indices 1964 = 100

| Vuosi ja neljännes<br>År och kvartal<br>Year and quarter | Maataloustyöntekijät<br>Lantbruksarbetare<br>Agricultural workers |                   |                   | Teollisuustyöntekijät<br>Industriarbetare<br>Industrial workers |                   |                   | Palkansaajien yleinen ansiotasoindeksi<br>Index för löntagarnas förtjänstnivå<br>Index of wage and salary earners |                                    |  |                       |                                |  |
|--|---|-------------------|-------------------|---|-------------------|-------------------|---|------------------------------------|--|-----------------------|--------------------------------|--|
|  | Miehet<br>Män   | Naiset<br>Kvinnor | Yhteensä<br>Summa | Miehet<br>Män   | Naiset<br>Kvinnor | Yhteensä<br>Summa | Yhteensä<br>Summa   | Työntekijät<br>Arbetare<br>Workers | Toimihenkilöt<br>Funktionärer<br>Other employees | Yksityiset<br>Privata | Kunnat<br>Kommuner<br>Communes | Valtio<br>Staten<br>Central Government |
|  | G 217   | G 218             | G 219             | G 220   | G 221             | G 222             | G 223   | G 224                              | G 225  | G 226                 | G 227                          | G 228                                  |
| 1972.....  | 249   | 275               | 252               | 222   | 236               | 226               | 206   | 220                                | 188  | 212                   | 194                            | 189                                    |
| 1973.....  | 305   | 360               | 314               | 260   | 277               | 264               | 238   | 258                                | 212  | 247                   | 217                            | 213                                    |
| 1974.....  | 384   | 451               | 394               | 317   | 371               | 323               | 285   | 313                                | 248  | 298                   | 250                            | 252                                    |
| 1975.....  | 498   | 562               | 509               | 383   | 414               | 391               | 347   | 384                                | 300  | 362                   | 307                            | 312                                    |
| 1976.....  | 593   | 659               | 603               | 439   | 478               | 449               | 399   | 441                                | 346  | 416                   | 353                            | 360                                    |
| 1974 I ..  | 346   | 394               | 353               | 285   | 303               | 289               | 254   | 278                                | 223  | 265                   | 226                            | 226                                    |
| 1974 II ..   | 365   | 437               | 376               | 317   | 340               | 323               | 287   | 315                                | 251  | 301                   | 253                            | 252                                    |
| 1974 III ..  | 385   | 465               | 398               | 325   | 351               | 331               | 295   | 326                                | 255  | 310                   | 256                            | 259                                    |
| 1974 IV ..   | 446   | 509               | 466               | 342   | 368               | 349               | 306   | 340                                | 263  | 321                   | 266                            | 271                                    |
| 1975 I ..  | 463   | 504               | 470               | 355   | 378               | 361               | 315   | 351                                | 269  | 330                   | 277                            | 280                                    |
| 1975 II ..   | 483   | 568               | 496               | 390   | 423               | 398               | 354   | 393                                | 304  | 371                   | 310                            | 315                                    |
| 1975 III ..  | 501   | 576               | 513               | 390   | 423               | 398               | 358   | 396                                | 308  | 374                   | 311                            | 322                                    |
| 1975 IV ..   | 561   | 591               | 566               | 398   | 432               | 407               | 366   | 404                                | 318  | 380                   | 332                            | 334                                    |
| 1976 I ..  | 580   | 631               | 589               | 416   | 451               | 424               | 382   | 417                                | 337  | 396                   | 347                            | 347                                    |
| 1976 II ..   | 576   | 666               | 590               | 443   | 484               | 454               | 404   | 448                                | 347  | 422                   | 356                            | 364                                    |
| 1976 III ..  | 593   | 655               | 603               | 443   | 484               | 453               | 406   | 451                                | 349  | 425                   | 355                            | 364                                    |
| 1976 IV ..   | 637   | 687               | 645               | 453   | 493               | 463               | 407   | 451                                | 350  | 426                   | 356                            | 364                                    |
| 1977 I ..  | 658   | 686               | 661               | 450   | 496               | 462               | *411  | *453                               | *357   | *428                  | *364                           | *374                                   |
| 1977 II ..   | 655   | 730               | 667               | 480 <sup>2)</sup>   | 527 <sup>2)</sup> | 493 <sup>2)</sup> | *435  | *483                               | *373   | *455                  | *378                           | *391                                   |
| 1977 III ..  | 661   | 736               | 672               |   |                   |                   |   |                                    |  |                       |                                |  |

Ks. huomautusosasto vuoden ensimmäisessä numerossa — Se notavdelningen i häfte 1 — See note section in the January issue.

<sup>1)</sup> Ml. metalliteollisuuteen lisätyt 2 palkansaajaryhmää — Inkl. de till metallindustrin tillagda 2 löntagaregrupper — Incl. two wage-earner groups added in metal industry.

<sup>2)</sup> Lasketaan v. 1977 II nelj. alkaen keskiansioidexsinä. Laskentaperusteissa on teollisuudenalojen ja sukupuolten väliset kiinteät painot korvattu tiedusteluajankohdan painoilla — Uträknas fr o m. II kvartalet år 1977 som medelförtjänstindex. I beräkningsgrunderna är de fasta vikterna mellan industribrancher och kön ersatta med enkättdspunkternas vikter — Since 1977, II quarter, index of average earnings, where weights of kinds of industry and sexes refer to current instead of base period.

## 41. Työnvälitys — Arbetsförmedling — Employment exchange

T = työttömiä työnhakijoita — arbetslösa arbetssökande — unemployed applicants for work  
 A = avoimia paikkoja — lediga platser — vacancies offered

| Vuosi ja kuukausi<br>År och månad<br>Year and month | Avoimia työpaikkoja<br>Lediga platser<br>Vacancies offered | Työttömiä työnhakijoita — Arbetslösa arbetssökande<br>Unemployed applicants for work |                         |   |  |  | Lyhenne-työllä työviikolla olevia<br>Med förkortad arbetsvecka<br>On reduced working week | Työllisyys-ammattikursseilla olevia<br>I arbetsmarknadsutbildning<br>On retraining courses | Tekninen, hallinnollinen, kontt.tekn. ja kaupall. työ<br>Tekniskt, administrativt, kontorstekn. o. kommers. arb.<br>*) |       | Maatalous- ja metsätö<br>Lantbruks- och skogsarbete<br>Agricultural and forestry work |     |
|---|--|--|-------------------------|---|--|--|---|--|--|-------|---|-----|
|   |  | Kaikkiaan Inalles<br>Total   | Naisia Kvinn.<br>Female | Pakkolomautettuja<br>Permitterade<br>Laid off | Työttömyyskassatodistuksen saajia<br>Mottagare av intyg för arbetslöshetskassa<br>Receivers of certificates for unemployment insurance funds | Työttömyyskorvauksen saajia<br>Arbetslöshetsersättningsstagare<br>*) |   |  | T  | A     | T   | A   |
|   |  |  |                         |   |  |  |   |  | H 1  | H 2   | H 3   | H 4 |
| 1972.....   | 15 763   | 59 482   | 22 678                  | 4 717   | 28 131   | 9 188  | 2 106   | 7 543  | 5 252  | 2 690 | 7 832   | 471 |
| 1973.....   | 23 406   | 50 169   | 21 281                  | 4 492   | 24 473   | 7 637  | 1 770   | 8 534  | 4 380  | 3 964 | 6 311   | 489 |
| 1974.....   | 29 823   | 40 129   | 19 722                  | 4 349   | 20 559   | 4 502  | 2 110   | 8 601  | 3 280  | 4 949 | 4 288   | 988 |
| 1975.....   | 18 539   | 50 932   | 25 718                  | 7 491   | 27 758   | 5 877  | 6 906   | 8 787  | 3 993  | 5 017 | 4 258   | 469 |
| 1976.....   | 11 240   | 80 185   | 28 815                  | 10 771  | 40 971   | 16 908   | 8 892   | 9 642  | 7 238  | 3 516 | 5 232   | 361 |
| 1976 IV   | 12 112   | 96 355   | 28 709                  | 16 171  | 56 870   | 20 027   | 12 003  | 11 607   | 6 536  | 4 057 | 7 584   | 363 |
| V   | 15 731   | 77 186   | 20 224                  | 8 955   | 39 862   | 18 461   | 8 851   | 11 158   | 6 626  | 4 455 | 4 518   | 737 |
| VI  | 13 135   | 70 004   | 25 683                  | 6 993   | 29 769   | 15 134   | 7 535   | 10 576   | 6 135  | 3 791 | 3 544   | 317 |
| VII   | 13 423   | 80 851   | 20 354                  | 26 312  | 47 436   | 16 039   | 1 364   | 9 511  | 6 250  | 3 682 | 3 424   | 514 |
| VIII  | 15 700   | 64 839   | 24 751                  | 10 721  | 32 764   | 14 132   | 4 849   | 9 380  | 6 492  | 4 318 | 3 489   | 308 |
| IX  | 12 182   | 63 843   | 26 537                  | 5 115   | 27 149   | 12 496   | 7 175   | 10 022   | 7 832  | 3 357 | 2 997   | 533 |
| X   | 9 184  | 68 478   | 29 642                  | 5 322   | 30 371   | 13 733   | 7 194   | 10 915   | 8 450  | 2 773 | 3 410   | 438 |
| XI  | 7 173  | 82 249   | 33 187                  | 7 159   | 37 800   | 17 910   | 9 168   | 11 601   | 9 413  | 2 899 | 5 337   | 215 |
| XII   | 5 863  | 90 550   | 33 356                  | 10 027  | 43 726   | 22 063   | 10 847  | 11 278   | 9 022  | 2 385 | 6 092   | 112 |
| 1977 I  | 5 781  | 127 289  | 44 952                  | 25 077  | 69 277   | 27 117   | 17 557  | 11 361   | 12 014   | 2 331 | 7 518   | 143 |
| II  | 6 069  | 129 943  | 44 291                  | 19 491  | 67 990   | 31 547   | 27 286  | 13 111   | 8 442  | 2 285 | 8 251   | 164 |
| III   | 7 061  | 128 724  | 43 154                  | 19 429  | 69 330   | 34 031   | 27 935  | 13 538   | 12 475   | 3 087 | 8 380   | 139 |
| IV  | 7 719  | 157 735  | 54 724                  | 45 525  | 96 078   | 35 612   | 28 954  | 12 933   | 12 513   | 3 203 | 8 643   | 172 |
| V   | 9 067  | 124 247  | 40 151                  | 16 075  | 53 676   | 34 893   | 27 192  | 11 620   | 13 287   | 3 385 | 5 992   | 516 |
| VI  | 7 713  | 119 118  | 45 700                  | 11 868  | 40 717   | 33 775   | 19 520  | 10 500   | 13 236   | 2 755 | 4 590   | 213 |
| VII   | 7 303  | 124 645  | 54 414                  | 29 887  | 51 260   | 34 948   | 7 039   | 9 304  | 12 784   | 2 620 | 4 555   | 291 |
| VIII  | 7 891  | 112 127  | 43 884                  | 13 946  | 43 999   | 33 626   | 12 160  | 9 730  | 14 279   | 2 791 | 4 623   | 235 |
| IX  | 5 778  | 117 196  | 47 645                  | 8 559   | 44 257   | 35 555   | 16 125  | 11 199   | 16 576   | 2 067 | 4 566   | 280 |
| X   | 4 425  | 133 325  | 55 303                  | 12 787  | 49 060   | 40 328   | 21 765  | 18 026   | 1 958  | 5 543 | 141   |     |

| Vuosi ja kuukausi<br>År och månad<br>Year and month | Kuljetus- ja liikennetyö<br>Transport och kommunikationsarbete<br>Transport and communication work |       | Teollinen yms. työ<br>Tillverkningsarbete m.m.<br>Production and related work |        | Talonrakennukseen liittyvät ammatit<br>Yrken inom husbyggnad<br>Occupations in house construction |       | Palvelutyö<br>Service arbete<br>Service work |       | Muu työ<br>Annat arbete<br>Other work |      |
|---|--|-------|---|--------|---|-------|--|-------|---------------------------------------|------|
|   | T  | A     | T   | A      | T   | A     | T  | A     | T                                     | A    |
|   | H 13   | H 14  | H 15  | H 16   | H 17  | H 18  | H 19   | H 20  | H 21                                  | H 22 |
| 1972.....   | 1 763  | 711   | 12 818  | 5 135  | 11 870  | 1 852 | 6 060  | 4 248 | 9 171                                 | 657  |
| 1973.....   | 1 420  | 1 145 | 10 455  | 8 940  | 8 230   | 2 917 | 6 228  | 4 808 | 8 133                                 | 951  |
| 1974.....   | 1 259  | 1 512 | 6 097   | 12 495 | 5 544   | 3 360 | 5 849  | 5 075 | 6 574                                 | 647  |
| 1975.....   | 1 645  | 780   | 10 579  | 6 841  | 8 872   | 742   | 5 412  | 3 902 | 7 793                                 | 482  |
| 1976.....   | 2 763  | 306   | 18 417  | 3 409  | 14 039  | 587   | 7 275  | 2 690 | 13 277                                | 356  |
| 1976 IV   | 3 235  | 316   | 21 082  | 3 695  | 20 995  | 284   | 7 372  | 3 019 | 11 562                                | 336  |
| V   | 2 804  | 536   | 18 891  | 4 006  | 15 893  | 1 092 | 6 251  | 4 092 | 11 846                                | 703  |
| VI  | 1 923  | 497   | 16 060  | 3 584  | 8 930   | 717   | 5 410  | 3 598 | 20 037                                | 548  |
| VII   | 1 798  | 387   | 15 449  | 3 615  | 7 180   | 775   | 5 315  | 3 787 | 14 214                                | 586  |
| VIII  | 1 951  | 398   | 15 090  | 4 911  | 8 462   | 1 086 | 5 450  | 4 256 | 12 158                                | 856  |
| IX  | 2 611  | 239   | 15 213  | 4 082  | 7 832   | 924   | 7 250  | 2 666 | 14 134                                | 293  |
| X   | 2 882  | 162   | 16 249  | 3 331  | 9 029   | 711   | 8 504  | 1 590 | 13 780                                | 122  |
| XI  | 3 491  | 161   | 19 209  | 2 082  | 12 425  | 346   | 9 515  | 1 295 | 14 486                                | 153  |
| XII   | 3 421  | 117   | 21 679  | 1 562  | 16 909  | 263   | 9 173  | 1 271 | 14 227                                | 153  |
| 1977 I  | 4 283  | 141   | 26 742  | 1 577  | 20 263  | 221   | 11 124                                       | 1 236 | 18 337                                | 94   |
| II  | 4 519  | 149   | 29 819  | 1 612  | 22 742  | 214   | 11 477                                       | 1 244 | 18 678                                | 48   |
| III   | 4 481  | 206   | 30 148  | 1 699  | 22 612  | 219   | 11 194                                       | 1 541 | 17 972                                | 147  |
| IV  | 4 383  | 194   | 31 917  | 1 630  | 22 379  | 191   | 11 397                                       | 2 042 | 18 900                                | 256  |
| V   | 4 351  | 294   | 30 591  | 1 868  | 19 525  | 339   | 10 541                                       | 2 420 | 22 050                                | 188  |
| VI  | 3 249  | 261   | 28 528  | 1 506  | 13 239  | 391   | 9 160  | 2 226 | 34 048                                | 293  |
| VII   | 2 922  | 208   | 28 093  | 1 354  | 10 293  | 363   | 8 603  | 2 162 | 26 401                                | 255  |
| VIII  | 3 363  | 253   | 29 277  | 1 642  | 13 135  | 478   | 9 192  | 2 340 | 24 312                                | 139  |
| IX  | 4 110  | 144   | 30 746  | 1 395  | 12 295  | 521   | 11 731                                       | 1 284 | 27 417                                | 28   |
| X   | 4 882  | 83    | 33 886  | 978    | 13 777  | 342   | 13 817                                       | 863   | 29 386                                | 34   |

42. Työttömyys<sup>3)</sup>  
Arbetslöshet<sup>3)</sup>  
Unemployment<sup>3)</sup>

| Työttömät<br>Arbetslösa<br>Unemployed | Työttömyysaste<br>Relativt<br>arbetslöshetsstal<br>Unemployment rate |
|---------------------------------------|--|
|                                       |  |
| H 23                                  | H 24   |
| 55                                    | 2.5  |
| 51                                    | 2.3  |
| 39                                    | 1.7  |
| 51                                    | 2.2  |
| 4) 90                                 | 4) 4.0   |
| 104                                   | 4.7  |
| 88                                    | 4.0  |
| 91                                    | 3.8  |
| 99                                    | 4.1  |
| 99                                    | 4.2  |
| 71                                    | 3.2  |
| 72                                    | 3.3  |
| 84                                    | 3.8  |
| 101                                   | 4.6  |
| 128                                   | 5.9  |
| 131                                   | 6.1  |
| 131                                   | 6.1  |
| 136                                   | 6.3  |
| 132                                   | 6.1  |
| 136                                   | 5.7  |
| 146                                   | 6.1  |
| 139                                   | 6.0  |
| 120                                   | 5.5  |

Ks. huomautusosasto vuoden ensimmäisessä numerossa — Se notavdelningen i häfte 1 — See note section in the January issue.

\*) Työvoimatiedustelun mukaan — \*) Uudistetun työvoimatiedustelun mukaan.

3) Enligt arbetskraftsenkäten — \*) Enligt den förnyade arbetskraftsenkäten.

1) Recipients of Government unemployment assistance apart from unemployment funds — \*) Professional, technical, administrative, clerical and sales work — \*) According to the Labour Force Sample Survey — \*) According to the renewed Labour Force Sample Survey.



## 46. Valtion kassatulot — Statens kassainkomster — State cash revenue

| Vuosi ja kuukausi<br>År och månad<br>Year and month | Verot ja veronluonteiset tulot — Skatter och inkomster av skattenatur — Taxes and revenue similar to taxes |  |   |   |  |   |   |  |                                  |  |   |   |   |   |  |
|---|--|--|---|---|--|---|---|--|----------------------------------|--|---|---|---|---|--|
|   | Tulo- ja omaisuusvero<br>Inkomst- o. förmögenhetsskatt<br>Income and property tax                          |  |   |   |  |   |   |  |                                  |  |   |   |   |   |  |
|   | Verotuloin mukainen<br>veronkaato<br>Skatteuppbörd enligt<br>beskattningslagen *)                          | Veronpal. sekä kuntien<br>seurak. ja kansaneläke-<br>lait. osuudet — Skatte-<br>restitut. samt andelar<br>av kommunerna kyr-<br>kan o. folkpensionsans-<br>talien — *) | Tulo- ja omaisuusvero<br>Inkomst- och förmö-<br>genhetsskatt<br>Income and property tax | Muut tulon ja omaisuuden<br>perusteella kannettavat verot<br>Övriga skatter på inkomst<br>och förmögenhet<br>Other taxes on income and property | Työnantajan lapsilisämaksu<br>Arbetsgivarens barnbidragsavg.<br>Employers' child allowance<br>payments | Lilkevalitovero<br>Omsättningskatt<br>Sales tax | Oy Alko Ab:n maksama<br>betalad av Oy Alko Ab<br>paid by Alcohol Monopoly | Tulot Oy Alko Ab:sta<br>Inkomster av Oy Alko Ab<br>Revenue from Alcohol Monopoly | Tullit<br>Tull<br>Customs duties | Tuontimaksut<br>Importavgifter<br>Import charges | Suhdannevero<br>Konjunkturskatt<br>Counter-cyclical tax | Valmisteverot<br>Acciser<br>Excise duties | tupakkavalmisteista<br>på tobak<br>on tobacco | keeksi- ja vahvasta oluesta<br>på mellanol och starköl<br>on beer | nestemäisiä polttoaineita<br>på flytande bränsle<br>on liquid fuel |
| 1 000 000 mk  |  |  |   |   |  |   |   |  |                                  |  |   |   |   |   |  |
|   | I 1  | I 2  | I 3   | I 4   | I 5  | I 6   | I 7   | I 8  | I 9                              | I 10   | I 11  | I 12                                      | I 13  | I 14  | I 15   |
| 1972 .....  | 9 938  | — 6 035  | 3 903   | 100   | 447  | 3 760   | 143   | 882  | 305                              | 155  | 2   | 1 700                                     | 562   | 231   | 768  |
| 1973 .....  | 12 552   | — 7 466  | 5 087   | 130   | 527  | 4 471   | 179   | 1 062  | 395                              | 157  | —   | 1 811                                     | 537   | 242   | 824  |
| 1974 .....  | 16 076   | — 9 270  | 6 807   | 165   | 678  | 5 412   | 211   | 1 214  | 399                              | 148  | —   | 2 102                                     | 627   | 263   | 1 009  |
| 1975 .....  | 20 414   | — 12 633   | 7 782   | 196   | 911  | 6 127   | 269   | 1 482  | 442                              | 194  | —   | 2 531                                     | 648   | 333   | 1 219  |
| 1976 .....  | 25 223   | — 13 752   | 11 471  | 245   | 1 234  | 6 667   | 301   | 1 726  | 386                              | 235  | —   | 3 447                                     | 855   | 382   | 1 601  |
| 1976 IX   | 2 058  | — 1 034  | 1 024   | 17  | 113  | 520   | 26  | 126  | 35                               | 18   | —   | 362                                       | 90  | 47  | 156  |
| X   | 1 949  | — 1 049  | 900   | 25  | 109  | 530   | 24  | 147  | 36                               | 6  | —   | 304                                       | 83  | 19  | 152  |
| XI  | 2 090  | — 1 127  | 963   | 27  | 103  | 640   | 25  | 120  | 38                               | 23   | —   | 399                                       | 106   | 30  | 150  |
| XII   | 3 278  | — 2 445  | 833   | 27  | 215  | 931   | 23  | 242  | 52                               | 44   | —   | 438                                       | 84  | 42  | 202  |
| 1977 I  | 1 728  | — 1 101  | 627   | 21  | 6  | 457   | 32  | 81   | 26                               | 25   | —   | 205                                       | 29  | 20  | 81   |
| II  | 2 486  | — 1 248  | 1 238   | 26  | 98   | 657   | 25  | 101  | 20                               | 19   | —   | 401                                       | 120   | 32  | 168  |
| III   | 3 178  | — 2 379  | 800   | 19  | 101  | 452   | 26  | 133  | 34                               | 15   | —   | 288                                       | 49  | 28  | 123  |
| IV  | 1 931  | — 1 195  | 736   | 18  | 100  | 533   | 29  | 144  | 30                               | 20   | —   | 289                                       | 44  | 28  | 149  |
| V   | 1 884  | — 1 357  | 528   | 27  | 98   | 829   | 35  | 122  | 39                               | 20   | —   | 369                                       | 65  | 34  | 153  |
| VI  | 2 123  | — 1 516  | 608   | 29  | 106  | 655   | 27  | 181  | 36                               | 16   | —   | 321                                       | 68  | 30  | 152  |
| VII   | 2 234  | — 1 193  | 1 041   | — 57  | 108  | 669   | 39  | 161  | 34                               | 8  | —   | 340                                       | 68  | 35  | 157  |
| VIII  | 2 292  | — 1 191  | 1 101   | 31  | 130  | 890   | 39  | 140  | 38                               | 23   | —   | 419                                       | 86  | 50  | 184  |
| IX  | 2 122  | — 1 233  | 889   | 70  | 132  | 650   | 33  | 126  | 22                               | 25   | —   | 467                                       | 81  | 44  | 254  |
| X   | 2 150  | — 1 225  | 925   | 30  | 110  | 715   | 33  | 133  | 33                               | 20   | —   | 331                                       | 78  | 39  | 117  |
| I—X   | 22 129   | — 13 637   | 8 492   | 213   | 990  | 6 506   | 318   | 1 321  | 312                              | 191  | —   | 3 431                                     | 689   | 339   | 1 539  |

## 47. Valtion kassamenot — Statens kassautgifter — State cash expenditure

| Vuosi ja kuukausi<br>År och månad<br>Year and month | Kulutusmenot — Konsumtionsutgifter<br>Consumption expenditure                                     |       |      |       |       | Siirtomenot — Överföringsutgifter<br>Transfer expenditure  |       |       |      |       | Realisoiotukset<br>Realinvesteringar<br>Real investments                      |      |        |       |      |  |  |  |  |  |   |  |  |  |  |  |  |  |  |  |  |  |  |  |  |  |  |  |  |  |                            |  |  |  |  |  |  |  |  |  |   |  |  |  |  |   |  |  |  |  |
|---|---|-------|------|-------|-------|--|-------|-------|------|-------|---|------|--------|-------|------|--|--|--|--|--|---|--|--|--|--|--|--|--|--|--|--|--|--|--|--|--|--|--|--|--|----------------------------|--|--|--|--|--|--|--|--|--|---|--|--|--|--|---|--|--|--|--|
|   | Palkkaukset ja palkkauksen<br>luonteiset menot<br>Avlöningar och utgifter av<br>avlöningsnatur *) |       |      |       |       | Valtionavut kunnille, kuntain-<br>litoille ja Ahvenanmaalle<br>Statsunderstöd till kommuner,<br>kommunalförbund och Åland<br>) |       |       |      |       | Maatalouden hintatuki<br>Lantbrukets prisstöd<br>Agricultural price subsidies |      |        |       |      | Muut valtionavut elinkeinoille<br>Andra statsunderstöd till när-<br>Andra statsunderstöd till när.<br>Other State aid to trades and ind. |  |  |  |  | Lapsiläät<br>Barnbidrag<br>Child allowances |  |  |  |  | Muut valtionavut kotitalouk-<br>sille ja yleishyödy. yhteisöille<br>Övriga statsunderstöd till hus-<br>häll o. allmännyttiga institu-<br>tioner — *) |  |  |  |  | Valtion osuus kansaneläke- ja<br>sairausvakuutusmenoista<br>Statens andel av folkpensions-<br>och sjukförsäkringsutgifter<br>) |  |  |  |  | Muut siirtomenot<br>Övriga överföringsutgifter<br>Other transfer expenditure |  |  |  |  | Yhteensä<br>Summa<br>Total |  |  |  |  | Koneet, laitteet ja kalusto<br>Maskiner, appar. o.d. materiel<br>Machinery, apparatus and<br>other equipment |  |  |  |  | Taloarokennukset<br>Husbyggen<br>House construction |  |  |  |  | Maa- ja vesirakennukset<br>Jord- och vattenbyggen<br>Land and waterway construction |  |  |  |  |
|   | 1 000 000 mk  |       |      |       |       |  |       |       |      |       |   |      |        |       |      |  |  |  |  |  |   |  |  |  |  |  |  |  |  |  |  |  |  |  |  |  |  |  |  |  |                            |  |  |  |  |  |  |  |  |  |   |  |  |  |  |   |  |  |  |  |
|   | I 31  | I 32  | I 33 | I 34  | I 35  | I 36   | I 37  | I 38  | I 39 | I 40  | I 41  | I 42 | I 43   | I 44  | I 45 | I 46   |  |  |  |  |   |  |  |  |  |  |  |  |  |  |  |  |  |  |  |  |  |  |  |  |                            |  |  |  |  |  |  |  |  |  |   |  |  |  |  |   |  |  |  |  |
| 1972 .....  | 1 829   | 543   | 357  | 1 046 | 3 774 | 1 903  | 1 110 | 442   | 367  | 1 474 | 259   | 99   | 5 655  | 505   | 321  | 1 002  |  |  |  |  |   |  |  |  |  |  |  |  |  |  |  |  |  |  |  |  |  |  |  |  |                            |  |  |  |  |  |  |  |  |  |   |  |  |  |  |   |  |  |  |  |
| 1973 .....  | 2 083   | 651   | 408  | 1 266 | 4 408 | 2 441  | 1 040 | 580   | 372  | 1 716 | 240   | 136  | 6 525  | 573   | 374  | 1 066  |  |  |  |  |   |  |  |  |  |  |  |  |  |  |  |  |  |  |  |  |  |  |  |  |                            |  |  |  |  |  |  |  |  |  |   |  |  |  |  |   |  |  |  |  |
| 1974 .....  | 2 601   | 797   | 538  | 1 530 | 5 464 | 3 269  | 1 890 | 941   | 498  | 2 077 | 235   | 157  | 9 066  | 786   | 452  | 1 187  |  |  |  |  |   |  |  |  |  |  |  |  |  |  |  |  |  |  |  |  |  |  |  |  |                            |  |  |  |  |  |  |  |  |  |   |  |  |  |  |   |  |  |  |  |
| 1975 .....  | 3 341   | 1 025 | 643  | 2 088 | 7 097 | 4 684  | 2 147 | 2 288 | 707  | 2 537 | 230   | 212  | 12 805 | 1 073 | 639  | 1 432  |  |  |  |  |   |  |  |  |  |  |  |  |  |  |  |  |  |  |  |  |  |  |  |  |                            |  |  |  |  |  |  |  |  |  |   |  |  |  |  |   |  |  |  |  |
| 1976 .....  | 3 894   | 1 291 | 722  | 2 403 | 8 311 | 5 760  | 2 516 | 2 098 | 819  | 3 148 | 268   | 268  | 14 876 | 1 203 | 640  | 1 617  |  |  |  |  |   |  |  |  |  |  |  |  |  |  |  |  |  |  |  |  |  |  |  |  |                            |  |  |  |  |  |  |  |  |  |   |  |  |  |  |   |  |  |  |  |
| IX  | 310   | 109   | 67   | 196   | 682   | 490  | 219   | 163   | 52   | 223   | 15  | 26   | 1 188  | 75    | 51   | 133  |  |  |  |  |   |  |  |  |  |  |  |  |  |  |  |  |  |  |  |  |  |  |  |  |                            |  |  |  |  |  |  |  |  |  |   |  |  |  |  |   |  |  |  |  |
| X   | 315   | 110   | 59   | 214   | 698   | 448  | 245   | 133   | 0    | 298   | 23  | 18   | 1 165  | 107   | 75   | 151  |  |  |  |  |   |  |  |  |  |  |  |  |  |  |  |  |  |  |  |  |  |  |  |  |                            |  |  |  |  |  |  |  |  |  |   |  |  |  |  |   |  |  |  |  |
| XI  | 312   | 110   | 57   | 219   | 697   | 438  | 204   | 208   | 169  | 305   | 23  | 13   | 1 360  | 137   | 56   | 141  |  |  |  |  |   |  |  |  |  |  |  |  |  |  |  |  |  |  |  |  |  |  |  |  |                            |  |  |  |  |  |  |  |  |  |   |  |  |  |  |   |  |  |  |  |
| XII   | 341   | 111   | 78   | 280   | 810   | 350  | 221   | 310   | 45   | 261   | 24  | 67   | 1 276  | 188   | 118  | 201  |  |  |  |  |   |  |  |  |  |  |  |  |  |  |  |  |  |  |  |  |  |  |  |  |                            |  |  |  |  |  |  |  |  |  |   |  |  |  |  |   |  |  |  |  |
| 1977 I  | 306   | 123   | 48   | 214   | 692   | 555  | 189   | 104   | 0    | 231   | 24  | 21   | 1 125  | 87    | 40   | 90   |  |  |  |  |   |  |  |  |  |  |  |  |  |  |  |  |  |  |  |  |  |  |  |  |                            |  |  |  |  |  |  |  |  |  |   |  |  |  |  |   |  |  |  |  |
| II  | 317   | 124   | 55   | 226   | 721   | 786  | 176   | 139   | 257  | 346   | 24  | 5    | 1 733  | 90    | 45   | 109  |  |  |  |  |   |  |  |  |  |  |  |  |  |  |  |  |  |  |  |  |  |  |  |  |                            |  |  |  |  |  |  |  |  |  |   |  |  |  |  |   |  |  |  |  |
| III   | 325   | 125   | 51   | 234   | 734   | 538  | 228   | 163   | —    | 319   | 24  | 52   | 1 323  | 115   | 42   | 133  |  |  |  |  |   |  |  |  |  |  |  |  |  |  |  |  |  |  |  |  |  |  |  |  |                            |  |  |  |  |  |  |  |  |  |   |  |  |  |  |   |  |  |  |  |
| IV  | 329   | 126   | 51   | 256   | 762   | 463  | 291   | 124   | 1    | 305   | 24  | 17   | 1 226  | 93    | 49   | 125  |  |  |  |  |   |  |  |  |  |  |  |  |  |  |  |  |  |  |  |  |  |  |  |  |                            |  |  |  |  |  |  |  |  |  |   |  |  |  |  |   |  |  |  |  |
| V   | 352   | 127   | 72   | 211   | 761   | 497  | 176   | 282   | 256  | 354   | 24  | 20   | 1 609  | 111   | 44   | 123  |  |  |  |  |   |  |  |  |  |  |  |  |  |  |  |  |  |  |  |  |  |  |  |  |                            |  |  |  |  |  |  |  |  |  |   |  |  |  |  |   |  |  |  |  |
| VI  | 356   | 128   | 84   | 198   | 766   | 508  | 193   | 182   | 1    | 299   | 25  | 29   | 1 242  | 102   | 79   | 133  |  |  |  |  |   |  |  |  |  |  |  |  |  |  |  |  |  |  |  |  |  |  |  |  |                            |  |  |  |  |  |  |  |  |  |   |  |  |  |  |   |  |  |  |  |
| VII   | 490   | 130   | 82   | 239   | 942   | 503  | 226   | 187   | 0    | 269   | 25  | 26   | 1 238  | 95    | 43   | 106  |  |  |  |  |   |  |  |  |  |  |  |  |  |  |  |  |  |  |  |  |  |  |  |  |                            |  |  |  |  |  |  |  |  |  |   |  |  |  |  |   |  |  |  |  |
| VIII  | 336   | 130   | 74   | 186   | 727   | 801  | 193   | 163   | 255  | 292   | 25  | 7    | 1 736  | 96    | 37   | 116  |  |  |  |  |   |  |  |  |  |  |  |  |  |  |  |  |  |  |  |  |  |  |  |  |                            |  |  |  |  |  |  |  |  |  |   |  |  |  |  |   |  |  |  |  |
| IX  | 340   | 133   | 79   | 256   | 808   | 613  | 330   | 152   | 1    | 298   | 26  | 35   | 1 455  | 118   | 47   | 138  |  |  |  |  |   |  |  |  |  |  |  |  |  |  |  |  |  |  |  |  |  |  |  |  |                            |  |  |  |  |  |  |  |  |  |   |  |  |  |  |   |  |  |  |  |
| X   | 336   | 133   | 66   | 285   | 820   | 577  | 230   | 183   | 0    | 346   | 26  | 16   | 1 377  | 130   | 83   | 135  |  |  |  |  |   |  |  |  |  |  |  |  |  |  |  |  |  |  |  |  |  |  |  |  |                            |  |  |  |  |  |  |  |  |  |   |  |  |  |  |   |  |  |  |  |
| I—X   | 3 486   | 1 278 | 663  | 2 305 | 7 733 | 5 842  | 2 237 | 1 679 | 772  | 3 058 | 247   | 228  | 14 063 | 1 037 | 508  | 1 208  |  |  |  |  |   |  |  |  |  |  |  |  |  |  |  |  |  |  |  |  |  |  |  |  |                            |  |  |  |  |  |  |  |  |  |   |  |  |  |  |   |  |  |  |  |

Ks. huomautusosasto vuoden ensimmäisessä numerossa — Se notavdelningen i häfte 1 — See note section in the January issue.

\*) Collection of taxes by the tax law — \*) Refunds and share of municipalities, the Church and the Social Insurance Institution — \*) Interest, dividends granted by the State and borrowing — \*) Wages and salaries and other expenditure related to wages and salaries — \*) State aid to local self-government excl. financial investments and redemptions.

| 1 000 000 mk |      |      |      |        |       |      |      |        |      |       |      |      |        | Vuosi ja kuukausi<br>År och månad<br>Year and month |      |
|--------------|------|------|------|--------|-------|------|------|--------|------|-------|------|------|--------|---|------|
| I 16         | I 17 | I 18 | I 19 | I 20   | I 21  | I 22 | I 23 | I 24   | I 25 | I 26  | I 27 | I 28 | I 29   |   | I 30 |
| 415          | 277  | 79   | 311  | 12 335 | 997   | 311  | 1    | 13 643 | 244  | 530   | 143  | 387  | 14 417 | 117   | 1972 |
| 636          | 349  | 78   | 389  | 15 093 | 947   | 396  | 4    | 16 439 | 268  | 239   | 28   | 210  | 16 945 | 139   | 1973 |
| 519          | 422  | 77   | 458  | 18 402 | 1 187 | 494  | 6    | 20 089 | 304  | 269   | 16   | 253  | 20 662 | 264   | 1974 |
| 764          | 501  | 86   | 603  | 21 617 | 2 280 | 534  | 11   | 24 442 | 337  | 988   | 534  | 454  | 25 767 | 676   | 1975 |
| 896          | 633  | 97   | 851  | 27 888 | 1 715 | 576  | 7    | 30 186 | 397  | 1 587 | 803  | 784  | 32 170 | 793   | 1976 |
| 46           | 57   | 8    | 68   | 2 395  | 161   | 32   | 0    | 2 588  | 53   | 225   | 126  | 100  | 2 867  | 98  | 1976 |
| 60           | 53   | 9    | 70   | 2 249  | 116   | 46   | 0    | 2 412  | 21   | 46    | —    | 46   | 2 478  | 19  | X    |
| 99           | 55   | 1    | 79   | 2 547  | 160   | 43   | 0    | 2 750  | 16   | 89    | —    | 89   | 2 856  | 14  | XI   |
| 147          | 68   | 27   | 96   | 3 119  | 160   | 87   | 2    | 3 369  | 107  | 256   | 213  | 43   | 3 732  | 114   | XII  |
| 58           | 55   | 7    | 47   | 1 615  | 187   | 53   | 1    | 1 857  | 9    | 192   | —    | 192  | 2 058  | 16  | 1977 |
| 40           | 48   | 2    | 64   | 2 715  | 150   | 8    | 0    | 2 873  | 9    | 61    | —    | 61   | 2 943  | 6   | I    |
| 58           | 63   | 6    | 71   | 2 039  | 175   | 13   | 0    | 2 228  | 19   | 52    | —    | 52   | 2 299  | 14  | II   |
| 68           | 53   | 36   | 75   | 2 106  | 99    | 76   | 0    | 2 281  | 18   | 27    | —    | 27   | 2 326  | 7   | III  |
| 90           | 61   | 2    | 85   | 2 269  | 142   | 68   | 1    | 2 479  | 40   | 105   | —    | 105  | 2 624  | 25  | IV   |
| 53           | 66   | 9    | 79   | 2 158  | 129   | 146  | 1    | 2 434  | 53   | 204   | 152  | 51   | 2 690  | 83  | V    |
| 130          | 62   | 22   | 73   | 2 591  | 130   | 55   | 0    | 2 777  | 41   | 50    | —    | 50   | 2 868  | 11  | VI   |
| 79           | 56   | 2    | 77   | 2 987  | 193   | 30   | 1    | 3 211  | 30   | 191   | —    | 191  | 3 432  | 10  | VII  |
| 49           | 63   | 13   | 70   | 2 576  | 177   | 15   | 0    | 2 769  | 20   | 264   | 143  | 121  | 3 052  | 13  | VIII |
| 90           | 66   | 17   | 77   | 2 546  | 185   | 53   | 0    | 2 786  | 24   | 319   | 208  | 112  | 3 130  | 11  | IX   |
| 715          | 598  | 116  | 719  | 23 604 | 1 566 | 517  | 6    | 25 693 | 264  | 1 464 | 503  | 961  | 27 421 | 196   | X—X  |

| 1 000 000 mk |       |      |      |      |      |      |       |        |       |      |      |      |      | Vuosi ja kuukausi<br>År och månad<br>Year and month |       |      |
|--------------|-------|------|------|------|------|------|-------|--------|-------|------|------|------|------|---|-------|------|
| I 47         | I 48  | I 49 | I 50 | I 51 | I 52 | I 53 | I 54  | I 55   | I 56  | I 57 | I 58 | I 59 | I 60 |   | I 61  | I 62 |
| 1 828        | 485   | 255  | 28   | 95   | 19   | 396  | + 85  | 11 738 | 988   | 279  | 732  | 179  | 553  | 13 736  | 359   | 1972 |
| 2 014        | 579   | 274  | 29   | 142  | 21   | 466  | + 8   | 13 421 | 1 308 | 773  | 953  | 190  | 763  | 16 455  | 878   | 1973 |
| 2 425        | 877   | 226  | 39   | 174  | 27   | 465  | + 94  | 17 515 | 1 481 | 465  | 666  | 204  | 461  | 20 127  | 793   | 1974 |
| 3 144        | 1 310 | 222  | 47   | 480  | 47   | 796  | + 250 | 24 092 | 2 369 | 589  | 496  | 145  | 351  | 27 546  | 1 398 | 1975 |
| 3 459        | 1 483 | 255  | 37   | 258  | 45   | 595  | + 37  | 27 278 | 2 966 | 560  | 484  | 216  | 267  | 31 288  | 1 953 | 1976 |
| 258          | 68    | 10   | 3    | — 19 | 7    | 0    | + 22  | 2 150  | 310   | 29   | 16   | 13   | 3    | 2 505   | 174   | 1976 |
| 333          | 189   | 10   | 0    | — 60 | 4    | — 45 | — 2   | 2 149  | 290   | 20   | 25   | 22   | 3    | 2 485   | 118   | X    |
| 333          | 135   | 9    | 1    | — 56 | 4    | — 42 | — 18  | 2 330  | 361   | 22   | 13   | 1    | 11   | 2 725   | 265   | XI   |
| 506          | 292   | 56   | 4    | 55   | 3    | 119  | — 26  | 2 686  | 396   | 10   | 116  | 84   | 33   | 3 208   | 374   | XII  |
| 217          | 91    | 59   | 12   | 15   | 3    | 89   | + 5   | 2 127  | 286   | 24   | 150  | 8    | 142  | 2 587   | 140   | 1977 |
| 244          | 86    | 28   | 3    | 36   | 3    | 69   | — 8   | 2 751  | 205   | 38   | 25   | 6    | 19   | 3 028   | 54    | I    |
| 289          | 116   | 15   | 2    | — 30 | 4    | — 8  | + 2   | 2 340  | 250   | 60   | 19   | 14   | 5    | 2 668   | 98    | II   |
| 267          | 115   | 14   | 0    | 17   | 4    | 35   | + 30  | 2 320  | 177   | 73   | 5    | 5    | 0    | 2 575   | 76    | III  |
| 279          | 119   | 65   | 0    | — 68 | 4    | 1    | — 14  | 2 635  | 223   | 50   | 61   | 11   | 50   | 2 969   | 192   | IV   |
| 315          | 129   | 48   | 2    | 59   | 5    | 115  | + 33  | 2 470  | 269   | 47   | 39   | 19   | 19   | 2 825   | 198   | V    |
| 244          | 126   | 13   | 3    | 106  | 4    | 127  | + 59  | 2 610  | 250   | 12   | 66   | 2    | 9    | 2 897   | 167   | VI   |
| 248          | 116   | 33   | 4    | — 44 | 5    | — 2  | — 71  | 2 638  | 179   | 62   | 16   | 6    | 10   | 2 895   | 31    | VII  |
| 302          | 129   | 30   | 1    | — 66 | 4    | — 31 | — 25  | 2 509  | 396   | 65   | 35   | 15   | 20   | 3 006   | 116   | VIII |
| 348          | 166   | 14   | 0    | — 10 | 6    | 9    | 23    | 2 578  | 288   | 68   | 24   | 20   | 4    | 2 958   | 170   | IX   |
| 2 754        | 1 193 | 319  | 28   | + 15 | 42   | 404  | 33    | 24 986 | 2 524 | 512  | 386  | 107  | 279  | 28 409  | 1 241 | X—X  |

Ks. huomautusosasto vuoden ensimmäisessä numerossa — Se notavdelningen i häfte 1 — See note section in the January issue.  
 and share of surplus of State-owned credit institutions — \*) Sales (and depreciation) of State enterprises, property — \*) Revenue excl. redemptions of loan-  
 bodies — \*) Other State aid to households and non-profit institutions — \*) Share in national pension and health insurance expenditure — \*) Expendit

48. Valtion rahoitustarve sekä kassa-ali- tai -ylijäämä — Statens finansieringsbehov samt kassaunderskott eller överskott  
The State finance requirements and cash deficit or surplus

| Vuosi ja kuukausi<br>År och månad<br>Year and month | Alijäämän rahoitus tai ylijäämän käyttö — Underskottets finansiering eller överskottets användning — Financing of cash deficit or use of cash surplus |  |   |   |   |  |  |  |   |  |  |                            |         |
|---|---|--|---|---|---|--|--|--|---|--|--|----------------------------|---------|
|   | Tulot ilman lainanottoa<br>Inkomsterna utan upplåning<br>Revenue excl. borrowing  | Menot ilman lainojen kuoletuksia<br>Utgifterna utan amorteringar<br>Expenditure excl. redemption | Rahoitustarve (—)<br>Finansieringsbehov (—)<br>Financial requirements (—) | Pitkäaikainen nettolainanotto<br>Långfristigt nettoupplåning<br>Long-term net borrowing | Kassa-ali- tai ylijäämä (+)<br>Kassaunderskott (—) eller överskott (+)<br>Cash deficit (—) or surplus (+) | Saatujen ja annettujen ennakkojen yms. nettomuutos<br>Nettotförändring i erhållna och erlagda forskott m.m.<br>Net change in prepayments received and made etc | Vieraat varat (lisäys +)<br>Frånmande medel (ökning +)<br>Private funds (increase +) | Lyhytaikainen luotto (lisäys +)<br>Kortfristig kredit (ökning +)<br>Short-term credit (increase +) | Kontokuranttiluotto PSP:ssä (lisäys +)<br>Kontokurantskuld PSB (ökning +)<br>Current account debt from PSP (increase +) | Vientimaksu- ja suhdanneverotilit Suomen Pankissa (lisäys —)<br>Exportavgifts- och konjunkturskattekonton i Finlands Bank (ökning —) — Export levy and counter-cyclical tax accounts at the Bank of Finland (increase —) | Kassa-, postisiirto- ja shekkitilit (lisäys —)<br>Kassa-, nostiro- och checkkonto (ökning —)<br>Cash, post giro and cheque accounts (increase —) | Yhteensä<br>Summa<br>Total |         |
|   | 1 000 000 mk  | I 63   | I 64  | I 65  | I 66  | I 67   | I 68   | I 69   | I 70  | I 71   | I 72   | I 73                       | I 74    |
| 1972 .....  | 13 887  | 13 004   | + 883   | — 202   | + 681   | — 700  | — 4  | — 5  | —   | —  | + 74   | — 45                       | — 681   |
| 1973 .....  | 16 706  | 15 502   | + 1 204   | — 715   | + 489   | — 495  | + 0  | — 15   | —   | —  | + 20   | — 0                        | — 489   |
| 1974 .....  | 20 393  | 19 461   | + 932   | — 397   | + 535   | — 429  | — 2  | — 1  | —   | —  | + 17   | — 119                      | — 535   |
| 1975 .....  | 24 779  | 27 050   | — 2 271   | + 493   | — 1 780   | + 1 251  | + 151  | + 48   | + 289   | —  | + 6  | + 33                       | + 1 780 |
| 1976 .....  | 30 583  | 30 804   | — 222   | + 1 104   | + 882   | — 660  | — 100  | 278  | — 289   | —  | — 0  | — 111                      | — 882   |
| 1976 IX   | 2 641   | 2 490  | + 151   | + 210   | + 361   | — 294  | + 50   | + 31   | —   | —  | —  | — 149                      | — 361   |
| X   | 2 432   | 2 459  | — 27  | + 20  | — 7   | — 140  | — 52   | + 9  | —   | —  | —  | + 190                      | + 7     |
| XI  | 2 767   | 2 712  | + 55  | + 76  | + 131   | + 80   | — 93   | + 107  | —   | —  | —  | — 224                      | — 131   |
| XII   | 3 475   | 3 092  | + 383   | + 140   | + 523   | — 711  | 142  | 98   | —   | —  | — 0  | — 53                       | — 523   |
| 1977 I  | 1 866   | 2 437  | — 571   | — 41  | — 530   | + 307  | + 14   | — 4  | —   | —  | —  | + 212                      | + 530   |
| II  | 2 882   | 3 003  | — 121   | — 35  | — 86  | + 201  | — 69   | — 7  | —   | —  | —  | — 39                       | — 86    |
| III   | 2 247   | 2 650  | — 403   | — 34  | — 369   | + 247  | — 7  | + 10   | —   | —  | —  | + 120                      | + 369   |
| IV  | 2 229   | 2 570  | — 271   | + 22  | — 249   | + 324  | + 2  | — 125  | —   | —  | —  | + 48                       | + 249   |
| V   | 2 519   | 2 908  | — 389   | + 44  | — 345   | — 36   | + 19   | + 23   | + 380   | —  | —  | — 41                       | + 345   |
| VI  | 2 487   | 2 786  | — 300   | — 165   | — 135   | + 427  | + 15   | — 51   | — 40  | —  | —  | — 217                      | + 135   |
| VII   | 2 818   | 2 886  | — 68  | — 38  | — 30  | + 25   | — 17   | — 60   | — 150   | —  | + 0  | + 232                      | + 30    |
| VIII  | 3 241   | 2 879  | + 362   | + 175   | + 537   | — 668  | + 21   | + 18   | + 96  | —  | —  | — 4                        | — 537   |
| IX  | 2 789   | 2 970  | — 182   | + 228   | + 47  | + 109  | + 2  | — 11   | — 223   | —  | —  | + 77                       | — 47    |
| X   | 2 810   | 2 934  | — 124   | + 295   | + 171   | + 17   | — 3  | + 88   | — 63  | —  | —  | — 210                      | — 171   |
| I—X   | 25 957  | 28 023   | — 2 065   | + 1 078   | — 988   | + 952  | — 23   | — 119  | —   | —  | + 0  | + 178                      | + 988   |

49. Valtionvelka — Statsskuld — State debt

| Vuoden ja kuukauden lopussa<br>Vid utgången av<br>At the end of | Ulkomainen velka — Utländsk skuld<br>Foreign debt |  |   |                            | Kotimainen velka — Inhemsk skuld — Domestic debt |  |   |  |  |   |  |                            |       |       | Yhteensä<br>Summa<br>Total | Koko velka<br>Hela skulden<br>Total debt |
|---|---|--|---|----------------------------|--|--|---|--|--|---|--|----------------------------|-------|-------|----------------------------|--|
|   | Lainat<br>Lån<br>Loans                            | Kansainvälisille järjestöille<br>annettut velkakirjat<br>At internationala organisaatio-<br>ner utfärdade skuldebrev<br>Promissory notes given to<br>international organizations | Lyhytaikainen luotto<br>Kortfristig kredit<br>Short-term credit | Yhteensä<br>Summa<br>Total | Lainat<br>Lån<br>Loans                           | Velkasitoumukset<br>Skuldförbindelser<br>Compulsory stock etc. | Lyhytaikainen luotto<br>Kortfristig kredit<br>Short-term credit | Kassavelka, netto<br>Kassaskuld, netto<br>Cash debt, net | kontokuranttiluotto ja<br>shekkitilit<br>kontokurantskuld och check-<br>räkningskrediter<br>current account debt and cheque<br>account credits | minuss kassa-, postisiirto- ja<br>shekkitilivarat<br>minus kassa- post giro- och<br>checkkontomedel<br>minus cash, post giro and<br>cheque account holdings | minuss vientimaksu- ja suh-<br>danneverot<br>minus exportavgifts- och kon-<br>junkturskattemedel<br>minus export levy and counter<br>cyclical tax holdings | Yhteensä<br>Summa<br>Total |       |       |                            |  |
|   | 1 000 000 mk                                      | I 75   | I 76  | I 77                       | I 78   | I 79   | I 80  | I 81   | I 82   | I 83  | I 84   | I 85                       | I 86  | I 87  |                            |  |
| 1972 .....  | 1 506   | 11   | —   | 1 517                      | 2 268  | 2  | 56  | — 488  | —  | — 444   | —  | — 44                       | 1 838 | 3 355 |                            |  |
| 1973 .....  | 1 388   | 7  | —   | 1 395                      | 1 758  | 1  | 39  | — 468  | —  | — 445   | —  | — 23                       | 1 330 | 2 725 |                            |  |
| 1974 .....  | 1 125   | 27   | —   | 1 152                      | 1 528  | 1  | 38  | — 570  | —  | — 584   | —  | — 7                        | 996   | 2 147 |                            |  |
| 1975 .....  | 1 573   | 36   | —   | 1 609                      | 1 645  | 1  | 86  | — 242  | 289  | — 531   | —  | — 1                        | 1 480 | 3 097 |                            |  |
| 1976 .....  | 2 201   | 46   | —   | 2 248                      | 2 175  | 1  | 288   | — 643  | —  | — 642   | —  | — 1                        | 1 820 | 4 068 |                            |  |
| 1976 VI   | 1 701   | 24   | —   | 1 725                      | 1 851  | 1  | 45  | — 609  | —  | — 608   | —  | — 1                        | 1 287 | 3 012 |                            |  |
| VII   | 1 997   | 24   | —   | 2 020                      | 1 901  | 1  | 64  | — 550  | —  | — 549   | —  | — 1                        | 1 416 | 3 436 |                            |  |
| VIII  | 2 003   | 24   | —   | 2 027                      | 1 919  | 1  | 83  | — 406  | —  | — 405   | —  | — 1                        | 1 597 | 3 624 |                            |  |
| IX  | 2 133   | 24   | —   | 2 157                      | 2 016  | 1  | 83  | — 555  | —  | — 554   | —  | — 1                        | 1 544 | 3 701 |                            |  |
| X   | 2 121   | 24   | —   | 2 144                      | 2 058  | 1  | 83  | — 365  | —  | — 364   | —  | — 1                        | 1 777 | 3 921 |                            |  |
| XI  | 2 105   | 47   | —   | 2 152                      | 2 118  | 1  | 188   | — 609  | —  | — 608   | —  | — 1                        | 1 696 | 3 848 |                            |  |
| XII   | 2 201   | 46   | —   | 2 248                      | 2 175  | 1  | 288   | — 643  | —  | — 642   | —  | — 1                        | 1 820 | 4 068 |                            |  |
| 1977 I  | 2 201   | 46   | —   | 2 247                      | 2 197  | 1  | 286   | — 431  | —  | — 430   | —  | — 1                        | 2 053 | 4 300 |                            |  |
| II  | 2 193   | 46   | —   | 2 240                      | 2 238  | 1  | 291   | — 471  | —  | — 470   | —  | — 1                        | 2 059 | 4 299 |                            |  |
| III   | 2 186   | 42   | —   | 2 229                      | 2 289  | 1  | 296   | — 350  | —  | — 350   | —  | — 1                        | 2 236 | 4 464 |                            |  |
| IV  | 2 334   | 42   | —   | 2 377                      | 2 314  | 1  | 196   | — 303  | —  | — 302   | —  | — 1                        | 2 208 | 4 585 |                            |  |
| V   | 2 342   | 42   | —   | 2 384                      | 2 371  | 1  | 202   | + 37   | 380  | — 343   | —  | — 1                        | 2 610 | 4 995 |                            |  |
| VI  | 2 482   | 38   | —   | 2 519                      | 2 407  | 1  | 222   | — 220  | + 340  | — 559   | —  | — 1                        | 2 409 | 4 929 |                            |  |
| VII   | 2 494   | 43   | —   | 2 537                      | 2 450  | 1  | 150   | — 138  | + 190  | — 327   | —  | — 1                        | 2 463 | 5 000 |                            |  |
| VIII  | 2 482   | 43   | —   | 2 525                      | 2 631  | 1  | 167   | — 46   | 286  | — 332   | —  | — 1                        | 2 753 | 5 278 |                            |  |
| IX  | 2 693   | 40   | —   | 2 734                      | 2 736  | 1  | 157   | — 192  | + 63   | — 254   | —  | — 1                        | 2 702 | 5 436 |                            |  |
| X   | 2 934   | 40   | —   | 2 974                      | 2 845  | 1  | 157   | — 465  | —  | — 464   | —  | — 1                        | 2 638 | 5 612 |                            |  |

Ks. huomautusosasto vuoden ensimmäisessä numerossa — Se notavdelningen i häfte 1 — See note section in the January issue.

## 50. Ilmoitetut sairaustapaukset — Anmälda sjukdomsfall — Registered cases of illness

| Vuosi ja kuukausi<br>År och månad<br>Year and month | Lavan-<br>tauti<br>Tyfus<br><i>typhoidea</i> | Pikku-<br>lavan-<br>tauti<br>Paratyfus<br><i>paratyphoidea</i> | Hiiirilavan-<br>tauti<br>Mus-<br>paratyfus<br><i>Salmonella</i><br><i>typhimurium</i> | Muut sal-<br>monella-<br>infektiot<br>Övriga<br>salmonella-<br>infektioner<br><i>Salmonel-<br/>losis alia</i> | Puna-<br>tauti<br>Rödsot<br><i>Dysen-<br/>teria</i> | Suoli-<br>tulehdus,<br>ripuli<br>Enteritis<br>och diarré<br><i>Enteritis,<br/>Diarrhoea</i> | Hengityselinten tuber-<br>kuloosi<br>Tuberkulos i<br>respirationsorganen<br><i>Tub. organorum<br/>respirationis</i> |               | Jänis-<br>rutto<br>Tularemi<br><i>Tula-<br/>raemia</i> | Hinku-<br>yskä<br>Kikhosta<br><i>Pertussis</i> |
|---|--|--|---|---|---|---|---|---------------|--|--|
|   | (N:o 001)                                    | (N:o 002)  | (N:o 003)   | (N:o 004,<br>006)   | (N:o 008,<br>009)                                   | M   | N   | (N:o 010—012) | (N:o 021)  | (N:o 033)                                      |
|   | J 1  | J 2  | J 3   | J 4   | J 5   | J 6   | J 7   | J 8           | J 9  | J 10   |
| 1971 .....  | 9  | 54   | 988   | 611   | 156   | 28 709  | 2 241   | 1 356         | 10   | 130  |
| 1972 .....  | —  | 62   | 1 042   | 1 126   | 11  | 25 857  | 2 188   | 1 230         | —  | 40   |
| 1973 .....  | 12   | 38   | 812   | 638   | 6   | 26 529  | 1 948   | 1 160         | —  | 72   |
| 1974 .....  | 3  | 43   | 740   | 520   | 9   | 32 466  | 1 799   | 1 059         | 110  | 158  |
| 1975 .....  | 3  | 47   | 885   | 697   | 43  | 40 904  | 1 741   | 972           | 64   | 188  |
| 1976 .....  | 7  | 27   | 1 366   | 794   | 79  | 46 479  | 1 610   | 841           | 3  | 105  |
| 1976 IV   | —  | 1  | 53  | 72  | 6   | 4 990   | 148   | 66            | —  | 10   |
| V   | —  | 2  | 68  | 84  | 4   | 5 292   | 165   | 87            | —  | 4  |
| VI  | —  | 2  | 83  | 58  | —   | 3 945   | 106   | 60            | —  | 6  |
| VII   | —  | 4  | 66  | 85  | 3   | 2 429   | 94  | 48            | —  | 1  |
| VIII  | 1  | 3  | 117   | 69  | 8   | 2 616   | 131   | 81            | 1  | 4  |
| IX  | —  | 4  | 70  | 52  | 15  | 3 267   | 163   | 95            | 1  | 5  |
| X   | —  | 3  | 61  | 61  | 10  | 2 971   | 112   | 72            | —  | 14   |
| XI  | —  | 1  | 28  | 53  | 6   | 3 293   | 71  | 42            | 1  | 9  |
| XII   | —  | 1  | 32  | 46  | 4   | 3 841   | 183   | 98            | —  | 32   |
| 1977 I  | 1  | 3  | 32  | 107   | 8   | 4 132   | 184   | 83            | —  | 4  |
| II  | —  | 1  | 35  | 67  | 9   | 5 327   | 105   | 49            | —  | 5  |
| III   | —  | —  | 23  | 304   | 6   | 5 721   | 113   | 60            | —  | 4  |
| IV  | —  | 1  | 46  | 65  | 6   | 3 422   | 122   | 45            | —  | 19   |
| V   | —  | 5  | 45  | 41  | 5   | 3 303   | 138   | 67            | 1  | 5  |
| VI  | —  | —  | 44  | 32  | 4   | 3 297   | 100   | 52            | —  | 12   |
| VII   | —  | 4  | 72  | 80  | 4   | 2 634   | 105   | 59            | —  | 4  |
| VIII  | 1  | 5  | 101   | 139   | 7   | 3 048   | 153   | 90            | 5  | 3  |
| IX  | —  | 7  | 110   | 143   | 13  | 2 399   | 120   | 63            | 52   | 1  |
| X   | —  | 4  | 50  | 82  | 8   | 2 523   | 126   | 74            | 6  | 7  |

| Vuosi ja kuukausi<br>År och månad<br>Year and month | Tulirokko<br>Scharla-<br>kansfeber<br><i>Scarlatina</i><br><i>et tonsillitis</i><br><i>strepto-<br/>cocca</i> | Kulkutaudin<br>luont. tai muu<br>märkään. aivo-<br>kalvontulehdus<br>Epidemisk eller<br>övrig varig<br>hjärnhinne-<br>inflammation<br><i>Infectio meningo-<br/>cocca</i> | Seröösinen<br>aivokalvon-<br>tulehdus<br>Serös<br>hjärnhinne-<br>inflammation<br><i>Meningitis<br/>aseptica</i> | Vesirokko<br>Vatt-<br>koppor<br><i>Varicellae</i> | Tuhka-<br>rokko<br>Mässling<br><i>Morbilli</i> | Vihuri-<br>rokko<br>Röda hund<br><i>Rubeola</i> | Äkillinen<br>aivokuume<br>Infektiös<br>encefalitis<br><i>Encephali-<br/>tis virosa</i> | Tarttuva<br>keltatauti<br>Smittos-<br>am<br>gulsot<br><i>Hepatitis<br/>infectiosa</i> | Sikotauti<br>Pässjuka<br><i>Parotitis<br/>epidemic</i> | Malaria      |
|---|---|--|---|---|--|---|--|---|--|--------------|
|   | (N:o 034)   | (N:o 036)  | (N:o 045-046)   | (N:o 052)   | (N:o 055)                                      | (N:o 056)                                       | (N:o 065-068)  | (N:o 070)   | (N:o 072)  | (N:o 084.30) |
|   | J 11  | J 12   | J 13  | J 14  | J 15   | J 16  | J 17   | J 18  | J 19   | J 20         |
| 1971 .....  | 5 071   | 105  | 612   | 8 091   | 20 406   | 4 584   | 147  | 317   | 22 980   | 8            |
| 1972 .....  | 6 263   | 111  | 320   | 7 252   | 14 159   | 5 042   | 100  | 236   | 7 895  | 4            |
| 1973 .....  | 6 255   | 228  | 488   | 9 828   | 13 034   | 2 629   | 107  | 114   | 6 729  | 3            |
| 1974 .....  | 6 228   | 646  | 362   | 7 531   | 11 353   | 6 006   | 97   | 107   | 7 162  | 12           |
| 1975 .....  | 4 823   | 456  | 438   | 6 204   | 3 384  | 7 125   | 83   | 131   | 8 949  | 3            |
| 1976 .....  | 4 363   | 120  | 275   | 6 506   | 8 706  | 2 672   | 56   | 79  | 8 790  | 22           |
| 1976 IV   | 348   | 11   | 23  | 406   | 1 443  | 285   | 2  | 2   | 1 166  | —            |
| V   | 426   | 11   | 36  | 395   | 1 542  | 365   | 2  | 4   | 1 183  | 2            |
| VI  | 329   | 11   | 24  | 550   | 1 223  | 302   | 4  | 8   | 867  | 7            |
| VII   | 218   | 7  | 19  | 317   | 309  | 140   | 10   | 6   | 300  | 2            |
| VIII  | 196   | 2  | 23  | 243   | 160  | 118   | 7  | 8   | 201  | 7            |
| IX  | 351   | 10   | 10  | 409   | 176  | 149   | 6  | 7   | 267  | 1            |
| X   | 377   | 13   | 9   | 681   | 241  | 138   | 12   | 15  | 321  | 1            |
| XI  | 472   | 11   | 17  | 878   | 422  | 147   | 3  | 8   | 507  | 1            |
| XII   | 499   | 5  | 16  | 870   | 337  | 206   | 1  | 4   | 579  | —            |
| 1977 I  | 430   | 16   | 6   | 753   | 295  | 225   | 6  | 8   | 579  | 1            |
| II  | 496   | 8  | 19  | 709   | 353  | 534   | 6  | 11  | 861  | —            |
| III   | 501   | 10   | 17  | 687   | 364  | 364   | 5  | 4   | 1 054  | —            |
| IV  | 407   | 14   | 11  | 307   | 378  | 185   | 4  | 7   | 468  | 1            |
| V   | 350   | 11   | 17  | 358   | 223  | 144   | 1  | 5   | 423  | —            |
| VI  | 285   | 9  | 16  | 362   | 346  | 143   | 9  | 3   | 312  | —            |
| VII   | 233   | 17   | 17  | 225   | 109  | 75  | 6  | 15  | 146  | 1            |
| VIII  | 293   | 11   | 8   | 322   | 88   | 112   | 7  | 4   | 142  | —            |
| IX  | 359   | 20   | 15  | 212   | 110  | 81  | 7  | 21  | 123  | 1            |
| X   | 417   | 10   | 12  | 381   | 152  | 125   | 11   | 5   | 299  | —            |

Ks. huomautusosasto vuoden ensimmäisessä numerossa — Se notavdelningen i häfte 1 — See note section in the January issue.

## 50. Ilmoitetut sairaustapaukset (jatk.) — Anmälda sjukdomsfall (forts.) — Registered cases of illness (cont.)

| Vuosi ja kuukausi<br>År och månad<br>Year and month | Kuppa — Syfilis — Syphilis      |      |                                |      |                             |      | Äkill. tippuri<br>Akut gonorré<br>Gonorrhoea<br>acuta |       | Muu tippuri<br>Övrig gonorré<br>Other gonorrhoea |      | Lapamato<br>Bandmask<br>Dibothrio-<br>cephalus | Äkillinen<br>nielurisatulehdus<br>Akut tonsillit<br>Tonsillitis<br>acuta | Äkillinen<br>hengitystietulehdus<br>Akut infektion i<br>övre luftvägarna<br>Infectio viarum<br>respirat sup. | Influenssa<br>Influenta<br>Influenta | Keuhko-<br>kuume<br>Lung-<br>inflammation<br>Pneumonia |
|---|---------------------------------|------|--------------------------------|------|-----------------------------|------|---|-------|--|------|--|--|--|--------------------------------------|--|
|   | Synnyn.<br>Medfödd<br>Congenita |      | Varhaisast.<br>Tidig<br>Recens |      | Myöhäisast.<br>Sen<br>Tarda |      | M   | N     | M  | N    |  |  |  |                                      |  |
|   | M                               | N    | M                              | N    | M                           | N    |   |       |  |      |  |  |  |                                      |  |
|   | (N:o 090.00—097.00)             |      |                                |      |                             |      | (N:o 098.00—098.09)                                   |       | (N:o 098.88)                                     |      |  |  |  |                                      |  |
| J 21  | J 22                            | J 23 | J 24                           | J 25 | J 26                        | J 27 | J 28  | J 29  | J 30   | J 31 | J 32   | J 33   | J 34   | J 35                                 |  |
| 1972.....   | —                               | —    | 96                             | 53   | 27                          | 23   | 8 635   | 5 215 | 8  | 18   | 5 307  | 143 340  | 299 695  | 20 277                               | 17 656   |
| 1973.....   | —                               | —    | 80                             | 37   | 16                          | 17   | 8 146   | 5 203 | 19   | 4    | 3 786  | 132 354  | 303 218  | 36 423                               | 12 791   |
| 1974.....   | —                               | —    | 61                             | 27   | 60                          | 25   | 9 131   | 5 710 | 37   | 78   | 2 357  | 124 373  | 337 472  | 27 143                               | 10 637   |
| 1975.....   | —                               | —    | 88                             | 37   | 40                          | 22   | 8 656   | 5 594 | 60   | 67   | 2 285  | 120 044  | 287 581  | 31 874                               | 8 654  |
| 1976.....   | —                               | —    | 79                             | 26   | 31                          | 14   | 8 074   | 5 188 | 43   | 77   | 1 873  | 112 328  | 307 497  | 30 897                               | 8 712  |
| 1976 IV   | —                               | —    | 7                              | 1    | 2                           | 3    | 565   | 410   | 1  | 3    | 172  | 8 947  | 24 637   | 1 669                                | 621  |
| V   | —                               | —    | 7                              | 2    | 2                           | —    | 561   | 382   | 2  | 4    | 171  | 9 918  | 25 361   | 1 224                                | 726  |
| VI  | —                               | —    | 7                              | 3    | 1                           | 2    | 688   | 391   | 3  | —    | 139  | 9 383  | 20 941   | 692                                  | 597  |
| VII   | —                               | —    | 3                              | 1    | 2                           | —    | 750   | 451   | 7  | 7    | 72   | 7 196  | 11 954   | —                                    | 323  |
| VIII  | —                               | —    | —                              | 3    | 3                           | —    | 972   | 569   | 12   | 15   | 134  | 8 273  | 13 418   | —                                    | 345  |
| IX  | —                               | —    | 13                             | 2    | 3                           | 2    | 811   | 529   | 1  | 9    | 177  | 11 798   | 26 930   | —                                    | 616  |
| X   | —                               | —    | 3                              | —    | 2                           | 1    | 626   | 426   | 3  | 7    | 178  | 10 454   | 25 930   | —                                    | 718  |
| XI  | —                               | —    | 15                             | 2    | 2                           | 1    | 677   | 448   | 2  | 5    | 162  | 10 217   | 29 212   | —                                    | 852  |
| XII   | —                               | —    | 15                             | 5    | 4                           | 1    | 632   | 391   | 3  | 11   | 167  | 11 081   | 35 469   | —                                    | 1 066  |
| 1977 I  | —                               | —    | 13                             | 2    | 5                           | 1    | 507   | 356   | 5  | 7    | 146  | 8 503  | 23 640   | —                                    | 736  |
| II  | —                               | —    | 14                             | 4    | 1                           | —    | 489   | 346   | 7  | 3    | 160  | 8 941  | 26 523   | —                                    | 692  |
| III   | —                               | —    | 1                              | —    | 1                           | —    | 587   | 374   | 8  | 7    | 168  | 10 285   | 49 721   | —                                    | 987  |
| IV  | —                               | —    | 12                             | 4    | 3                           | —    | 472   | 337   | 2  | 4    | 100  | 7 683  | 40 472   | 7 478                                | 1 128  |
| V   | —                               | —    | 15                             | 4    | 5                           | —    | 539   | 345   | 8  | 2    | 132  | 7 959  | 26 780   | 1 777                                | 888  |
| VI  | —                               | —    | 13                             | 4    | 2                           | 1    | 616   | 407   | 4  | 5    | 122  | 8 942  | 22 417   | —                                    | 822  |
| VII   | —                               | —    | 7                              | 2    | —                           | —    | 685   | 490   | 5  | 2    | 55   | 7 387  | 12 606   | —                                    | 515  |
| VIII  | —                               | —    | 9                              | 5    | 5                           | 3    | 857   | 616   | 8  | 7    | 112  | 10 395   | 20 220   | —                                    | 728  |
| IX  | —                               | —    | 13                             | 6    | 7                           | 2    | 675   | 446   | 4  | 10   | 105  | 9 233  | 27 863   | —                                    | 1 033  |
| X   | —                               | —    | 14                             | 2    | 6                           | 3    | 635   | 437   | 8  | 14   | 135  | 9 346  | 29 587   | —                                    | 1 327  |

## 51. Vireille pannut vararikot — Anhängiggjorda konkursmål — Bankruptcies

| Vuosi ja neljännes<br>År och kvartal<br>Year and quarter | Yhtiöt — Bolag — Companies  |   |  |   |   |                                     |   | Yrittäjät — Företagare — Individual enterprisers                          |  |   |   |                                     |      |      | Muut yksityshenkilöt<br>Andra enskilda personer<br>Other individuals | Tuntematon<br>Okänd<br>Unknown | Kaikkiaan<br>Inalles<br>Total |
|--|---|---|--|---|---|-------------------------------------|---|---|--|---|---|-------------------------------------|------|------|--|--------------------------------|-------------------------------|
|  | Maa- ja metsätal. Jord- och skogsbruk<br>Agriculture and forestry | Teollisuus ja käsityö<br>Industri och hantverk<br>Industry and handicraft | Rakennus- ja kauppatoiminta<br>Byggnads- och handels-<br>verksamhet<br>Construction and commerce | Lii-<br>kenne-<br>Samar-<br>färd-<br>sel<br>Trans-<br>port<br>and<br>com-<br>muni-<br>cations | Palvelus-<br>Tjän-<br>ster<br>Ser-<br>vices | Tuntematon<br>Okänd<br>Un-<br>known | Maa- ja metsätal. Jord- och skogsbruk<br>Agriculture and forestry | Teollisuus ja käsityö<br>Industri och hantverk<br>Industry and handicraft | Rakennus- ja kauppatoiminta<br>Byggnads- och handels-<br>verksamhet<br>Construction and commerce | Lii-<br>kenne-<br>Samar-<br>färd-<br>sel<br>Trans-<br>port<br>and<br>com-<br>muni-<br>cations | Palvelus-<br>Tjän-<br>ster<br>Ser-<br>vices | Tuntematon<br>Okänd<br>Un-<br>known |      |      |  |                                |                               |
|  | K 1   | K 2   | K 3  | K 4   | K 5   | K 6                                 | K 7   | K 8   | K 9  | K 10  | K 11  | K 12                                | K 13 | K 14 |  |                                |                               |
| 1970.....  | —   | 94  | 58   | 163   | 24  | 36                                  | 14  | 27  | 35   | 59  | 94  | 57                                  | 36   | 215  | 275  | 174                            | 1 361                         |
| 1971.....  | 2   | 88  | 81   | 176   | 20  | 40                                  | 19  | 18  | 34   | 69  | 107   | 49                                  | 34   | 208  | 268  | 247                            | 1 460                         |
| 1972.....  | 3   | 85  | 67   | 147   | 23  | 49                                  | 22  | 16  | 22   | 50  | 81  | 45                                  | 32   | 166  | 192  | 263                            | 1 263                         |
| 1973.....  | 3   | 78  | 50   | 153   | 16  | 42                                  | 24  | 9   | 12   | 32  | 54  | 35                                  | 27   | 142  | 131  | 255                            | 1 063                         |
| 1974.....  | 2   | 65  | 58   | 155   | 15  | 31                                  | 17  | 8   | 9  | 40  | 57  | 18                                  | 27   | 121  | 65   | 282                            | 970                           |
| 1975.....  | 3   | 85  | 66   | 192   | 21  | 51                                  | 1   | 9   | 11   | 36  | 42  | 13                                  | 19   | 102  | 36   | 340                            | 1 027                         |
| 1976.....  | 2   | 128   | 63   | 211   | 16  | 52                                  | —   | 5   | 23   | 41  | 52  | 20                                  | 25   | 143  | 45   | 229                            | 1 055                         |
| 1975 I   | 1   | 19  | 15   | 54  | 4   | 18                                  | —   | 1   | 2  | 15  | 10  | 4                                   | 4    | 27   | 18   | 99                             | 291                           |
| II   | —   | 17  | 9  | 49  | 7   | 9                                   | —   | 1   | 4  | 2   | 9   | 2                                   | 2    | 27   | 3  | 92                             | 233                           |
| III  | —   | 22  | 20   | 51  | 8   | 9                                   | —   | 3   | 4  | 11  | 14  | 3                                   | 8    | 30   | 9  | 82                             | 274                           |
| IV   | 2   | 27  | 22   | 38  | 2   | 15                                  | 1   | 4   | 1  | 8   | 9   | 4                                   | 5    | 18   | 6  | 67                             | 229                           |
| 1976 I   | 2   | 26  | 18   | 45  | 2   | 17                                  | —   | 1   | 7  | 18  | 11  | 8                                   | 11   | 37   | 9  | 42                             | 254                           |
| II   | —   | 26  | 16   | 49  | 4   | 11                                  | —   | —   | 8  | 9   | 17  | —                                   | 6    | 25   | 3  | 49                             | 223                           |
| III  | —   | 32  | 12   | 50  | 2   | 11                                  | —   | 2   | 5  | 5   | 11  | 3                                   | 5    | 45   | 9  | 61                             | 253                           |
| IV   | —   | 44  | 17   | 67  | 8   | 13                                  | —   | 2   | 3  | 9   | 13  | 9                                   | 3    | 36   | 24   | 77                             | 325                           |
| *1977 I  | —   | 39  | 19   | 50  | 4   | 10                                  | 4   | 3   | 6  | 13  | 17  | 2                                   | 6    | 38   | 23   | 114                            | 348                           |
| II   | —   | 45  | 24   | 57  | 3   | 12                                  | —   | —   | 3  | 8   | 11  | 5                                   | 3    | 40   | 9  | 90                             | 310                           |
| III  | 2   | 35  | 12   | 59  | —   | 18                                  | —   | —   | 7  | 6   | 12  | 2                                   | 8    | 35   | 2  | 142                            | 340                           |

Ks. huomautusosasto vuoden ensimmäisessä numerossa — Se notavdelningen i häfte 1 — See note section in the January issue.

52. Poliisin ja tullin tietoon tulleet rikokset, päihtyneenä säilöön otetut ja pysäköintivirheet  
 Brott som kommit till polisens och tullens kännedom, berusade som tagits i förvar och parkeringsfel  
 Offences known to the police and the customs, intoxicated persons taken into custody and parking errors

| Vuosi ja kuukausi<br>År och månad<br>Year and month | Rikoslakia vastaan tehdyt rikokset — Brott mot strafflagen — Offences against the Criminal Law                 |  |   |  |  |  |  |   |   |  |  |  |                          |
|---|--|--|---|--|--|--|--|---|---|--|--|--|--------------------------|
|   | Virkamiehen väkivaltainen vastustaminen — Väldsamt motstånd mot tjänsteman<br>Assault against a State official | Haitanteko virkamiehelle<br>Hindrance av tjänsteman when on duty | Rattijuopumus <sup>1)</sup><br>Rattifylleri <sup>1)</sup><br>Driving when intoxicated <sup>1)</sup> | Asiakirjan väärentäminen<br>Förfälskning av handling<br>Forgery of documents | Salakuljetus<br>Smuggling<br>Smuggling | Tappo, murha<br>Dråp mord,<br>Manslaughter, murder | Pahoimpien rikokset (nyös tappelu)<br>Misshandelbrott (också slagsmål)<br>Assault and battery offences (incl. brawl) | Siveellisyysrikokset<br>Sedlighetsbrott<br>Moral offences | Varkausrikokset<br>Tullgreppsbrott<br>Larcenies | Siltä — Därav — Of which: Moottoriajoneuvon ajaminen — Tillgrepp av motorfordon — Theft of motor vehicle | Moottoriajoneuvon luvaton käyttö — Olovligt bruk av motorfordon — Illicit use of motor vehicle | Kavallus<br>Förskingring<br>Embezzlement | Ryöstö<br>Rån<br>Robbery |
|   | L 1  | L 2  | L 22  | L 4  | L 5                                    | L 6  | L 7  | L 3   | L 8   | L 9  | L 10   | L 11                                     | L 12                     |
| 1971....  | 981  | 2 620  | 10 118  | 4 331  | 162                                    | 102  | 11 858   | 598   | 70 366  | 3 412  | 4 622  | 1 453                                    | 1 204                    |
| 1972....  | 1 045  | 2 531  | 11 462  | 6 523  | 125                                    | 118  | 12 527   | 558   | 81 048  | 3 789  | 5 949  | 1 316                                    | 1 372                    |
| 1973....  | 1 283  | 3 031  | 13 631  | 6 879  | 126                                    | 101  | 13 183   | 624   | 88 399  | 3 615  | 6 717  | 1 214                                    | 1 886                    |
| 1974....  | 1 499  | 4 112  | 16 558  | 5 944  | 236                                    | 102  | 13 680   | 703   | 89 442  | 2 861  | 7 183  | 1 216                                    | 1 839                    |
| 1975....  | 1 467  | 4 528  | 17 918  | 6 706  | 241                                    | 145  | 13 138   | 765   | 101 079   | 3 251  | 8 165  | 1 288                                    | 1 968                    |
| 1976....  | 1 326  | 3 744  | 16 781  | 5 818  | 442                                    | 128  | 11 348   | 652   | 97 403  | 2 450  | 8 074  | 1 344                                    | 1 962                    |
| 1976 VII  | 124  | 307  | 1 531   | 537  | 9                                      | 9  | 972  | 79  | 9 167   | 267  | 784  | 80                                       | 238                      |
| VIII  | 104  | 307  | 1 641   | 468  | 14                                     | 11   | 991  | 74  | 10 471  | 310  | 882  | 96                                       | 232                      |
| IX  | 102  | 285  | 1 604   | 427  | 6                                      | 8  | 941  | 75  | 9 725   | 257  | 889  | 107                                      | 168                      |
| X   | 136  | 326  | 1 832   | 449  | 19                                     | 13   | 1 116  | 57  | 9 226   | 238  | 898  | 117                                      | 185                      |
| XI  | 106  | 358  | 1 449   | 685  | 64                                     | 10   | 980  | 57  | 8 138   | 215  | 706  | 118                                      | 123                      |
| XII   | 123  | 400  | 1 246   | 462  | 207                                    | 2  | 925  | 47  | 7 257   | 134  | 545  | 202                                      | 147                      |
| *1977 I   | 96   | 367  | 1 088   | 504  | 17                                     | 5  | 944  | 54  | 6 649   | 85   | 440  | 247                                      | 122                      |
| II  | 104  | 298  | 968   | 460  | 19                                     | 7  | 796  | 39  | 5 884   | 61   | 377  | 186                                      | 128                      |
| III   | 109  | 384  | 1 260   | 543  | 22                                     | 10   | 910  | 38  | 6 934   | 87   | 469  | 145                                      | 119                      |
| IV  | 96   | 369  | 1 551   | 509  | 15                                     | 10   | 968  | 50  | 7 846   | 161  | 565  | 109                                      | 134                      |
| V   | 99   | 345  | 1 722   | 594  | 14                                     | 12   | 1 078  | 58  | 8 753   | 204  | 713  | 154                                      | 203                      |
| VI  | 108  | 411  | 1 918   | 356  | 19                                     | 6  | 1 056  | 57  | 8 825   | 185  | 778  | 127                                      | 241                      |
| VII   | 116  | 407  | 2 094   | 531  | 14                                     | 13   | 1 022  | 63  | 9 558   | 231  | 831  | 74                                       | 219                      |
| VIII  | 109  | 272  | 1 913   | 535  | 22                                     | 10   | 1 030  | 85  | 10 595  | 260  | 900  | 75                                       | 244                      |
| IX  | 96   | 335  | 2 003   | 602  | 7                                      | 11   | 935  | 45  | 10 061  | 284  | 929  | 97                                       | 207                      |

| Vuosi ja kuukausi<br>År och månad<br>Year and month | (Jatk. — Forts. — Cont.)    |                                  |                              | Muut rikokset — Övriga brott — Other offences  |  |   |   |                                  |                              |   |   |  |  |
|---|-----------------------------|----------------------------------|------------------------------|--|--|---|---|----------------------------------|------------------------------|---|---|--|--|
|   | Petos<br>Bedrägeri<br>Fraud | Muut<br>Övriga<br>Other offences | Yhteensä<br>Inalles<br>Total | Alkoholitoisen aineen luvaton valmistus — Olovligt tillverkning av alkoholhaltigt ämne — Illicit distillation of alcohol | Alkoholitoisen aineen luvaton myynti — Olovligt försäljning av alkoholhaltigt ämne — Illicit sale of alcohol | Alkoholitoisen aineen luvaton maahantoulu — Olovligt införelse av alkoholhaltigt ämne — Illicit import of alcohol | Muut alkoholilakirikokset<br>Övriga brott mot alkoholilagen — Other offences against the Law on Alcoholic Beverages | Muut<br>Övriga<br>Other offences | Yhteensä<br>Inalles<br>Total | Liikennerikokset<br>Trafikbrott<br>Traffic offences | Kaikki rikokset<br>Alla brott<br>All offences | Päihtyneenä säilöön otetut<br>Berusade som tagits i förvar<br>Intoxicated persons taken into custody | Pysäköintivirheet <sup>1)</sup><br>Parkeringsfel <sup>1)</sup><br>Parking errors <sup>1)</sup> |
|   | L 13                        | L 14                             | L 15                         | L 16   | L 17   | L 18  | L 19  | L 20                             | L 21                         | L 23  | L 24  | L 25   | L 26   |
| 1971....  | 10 565                      | 30 485                           | 149 465                      | 418  | 1 965  | 1 571   | 8 828   | 28 246                           | 41 028                       | 158 778   | 349 271                                       | 207 955  | 116 408  |
| 1972....  | 9 766                       | 32 581                           | 166 921                      | 650  | 3 723  | 1 515   | 6 375   | 30 481                           | 42 744                       | 176 644   | 386 309                                       | 208 154  | 170 079  |
| 1973....  | 8 527                       | 37 312                           | 182 913                      | 720  | 6 603  | 1 368   | 8 028   | 36 792                           | 53 511                       | 213 480   | 449 904                                       | 232 009  | 190 824  |
| 1974....  | 9 515                       | 42 656                           | 194 635                      | 592  | 4 986  | 1 596   | 14 080  | 50 827                           | 72 081                       | 252 947   | 519 713                                       | 288 227  | 220 702  |
| 1975....  | 9 088                       | 43 658                           | 210 154                      | 453  | 11 888   | 1 821   | 12 022  | 51 570                           | 77 754                       | 272 441   | 560 349                                       | 276 206  | 260 214  |
| 1976....  | 8 979                       | 37 059                           | 195 060                      | 538  | 4 718  | 1 950   | 7 435   | 36 710                           | 51 351                       | 222 905   | 469 316                                       | 232 446  | 214 999  |
| 1976 VII  | 748                         | 3 169                            | 17 754                       | 49   | 128  | 166   | 791   | 2 500                            | 3 634                        | 17 684  | 39 072  | 21 270   | 15 573   |
| VIII  | 656                         | 3 416                            | 19 363                       | 40   | 564  | 180   | 619   | 2 632                            | 4 035                        | 20 331  | 43 729  | 20 312   | 19 118   |
| IX  | 804                         | 3 448                            | 18 589                       | 35   | 139  | 208   | 651   | 3 385                            | 4 418                        | 23 059  | 46 066  | 19 714   | 20 470   |
| X   | 837                         | 4 090                            | 19 301                       | 117  | 338  | 206   | 736   | 4 951                            | 6 348                        | 25 251  | 50 900  | 20 933   | 20 704   |
| XI  | 831                         | 3 371                            | 16 996                       | 29   | 382  | 211   | 610   | 3 574                            | 4 806                        | 20 661  | 42 463  | 18 652   | 19 382   |
| XII   | 891                         | 3 064                            | 15 518                       | 50   | 811  | 229   | 689   | 3 248                            | 5 027                        | 18 794  | 39 339  | 19 076   | 18 592   |
| *1977 I   | 742                         | 3 014                            | 14 289                       | 51   | 174  | 214   | 599   | 2 474                            | 3 512                        | 15 715  | 33 516  | 18 253   | 18 826   |
| II  | 847                         | 2 531                            | 12 644                       | 40   | 104  | 109   | 505   | 2 341                            | 3 099                        | 13 829  | 29 572  | 16 838   | 17 334   |
| III   | 806                         | 2 889                            | 14 638                       | 28   | 500  | 176   | 702   | 4 053                            | 5 459                        | 15 879  | 35 976  | 21 977   | 20 280   |
| IV  | 696                         | 3 228                            | 16 146                       | 39   | 186  | 133   | 780   | 4 461                            | 5 599                        | 17 205  | 38 950  | 21 441   | 17 741   |
| V   | 840                         | 3 635                            | 18 220                       | 59   | 1 221  | 114   | 1 178   | 2 756                            | 5 328                        | 20 086  | 43 634  | 21 441   | 18 589   |
| VI  | 825                         | 3 602                            | 18 329                       | 71   | 483  | 191   | 1 057   | 2 572                            | 4 374                        | 15 717  | 38 420  | 23 357   | 16 216   |
| VII   | 646                         | 3 632                            | 19 220                       | 78   | 1 111  | 122   | 1 135   | 3 747                            | 6 193                        | 16 938  | 42 351  | 23 319   | 16 931   |
| VIII  | 775                         | 3 681                            | 20 296                       | 38   | 315  | 180   | 825   | 3 914                            | 5 272                        | 18 305  | 43 873  | 21 688   | 17 542   |
| IX  | 733                         | 3 639                            | 19 700                       | 27   | 1 736  | 148   | 704   | 3 468                            | 6 083                        | 20 299  | 46 082  | 20 713   | 19 327   |

<sup>1)</sup> Lakki liikennejuopumuksesta (RL 23) tuli voimaan 1. 4. 1977 — Lagen om trafikfylleri (SL 23) trädde i kraft den 1. 4. 1977 — Law on drunken driving (CL 23) came into force 1 April 1977.

<sup>2)</sup> Maksukehotukset — Betalningsanmaningar — Request of payment.

Suomen valtion uusinta tilastoa sarjoittain — Finska statens nyaste statistik enligt serier  
*Most recent Statistics of Finland by series, published by the State*

**A Yleiset tilastojulkaisut — Allmänna statistiska publikationer — General statistical publications**

Tilastokatsauksia — Statistiska översikter — *Bulletin of statistics* (à 5,—, vsk. — årg. 40,—).

Suomen tilastollinen vuosikirja 1976 — Statistisk årsbok för Finland 1976 — *Statistical yearbook of Finland 1976*.<sup>1)</sup>

**B Suomen virallinen tilasto (SVT) — Finlands officiella statistik (FOS) — Official Statistics of Finland (OSF)**

- I A: 95 Ulkomaankauppa. Vuosijulkaisu 1975. Osa I—II — Utrikeshandel. Årspublikation 1975. Del I—II — *Foreign trade 1975. Volume I—II*. (I 80,—) (II 30,—)
- I A: 96 Ulkomaankauppa. Vuosijulkaisu 1976. Osa I — Utrikeshandel. Årspublikation 1976. Del I — *Foreign trade 1976. Volume I*.
- I A: 134. Kuolleisuus- ja eloonjäämistauluja 1966—1970 — Dödlighets- och livslängdstabeller 1966—1970 — *Life tables 1966—1970*.
- III: 74. Maatalous. Maatalouden vuositilasto 1975 — Lanthushållning. Lantbrukets årsstatistik 1975 — *Agriculture. Annual statistics of agriculture 1975*. (22,—)
- III: 66—68. Maatalous. Yleinen maatalouslaskenta 1969. Osat I—III — Lanthushållning. Allmänna lantbruksräkningen 1969. Del I—III — *Agriculture. Census of agriculture 1969. Vol. I—III*. (à 12,—)
- IV B: 40. Tulo- ja omaisuustilasto 1974 — Inkomst- och förmögenhetsstatistik 1974 — *Statistics of income and property 1974*. (19,—)
- VI A: 128. Katsaus väestönmuutoksiin vuosina 1951—1965 — Översikt av befolkningsrörelsen åren 1951—1965 — *Review of vital statistics in the years 1951—1965*. (11,—)
- VI A: 137. Väestönmuutokset 1974 — Befolkningsrörelsen 1974 — *Vital statistics 1974*. (18,—)
- VI B: 130. Kuolemansyyt 1974 — Dödsorsaker 1974 — *Causes of death in Finland 1974*. (22,—)
- VI C: 104. Väestölaskenta 1970<sup>2)</sup>: I Yleiset demografiset tiedot; II A—B Elinkeino ja ammattiasema; III Työpaikan sijainti; IV Taajamat; V Asutokanta; VI Ruokakuntien rakenne; VII A—B Koulutus; VIII Perheet; IX Ammatti ja sosiaaliasema; X Rakennuskanta, liike- yms. huoneistot; XI Työvoima ja toimeentulon lähde; XII Kesämökki; XIII Tulot ammatin, koulutuksen ym. mukaan; XIV Ruokakuntien asunto-olot; XV Tutkimus lasten lukumäärästä; XVI Tilastokartat; XVII A Ruotsinkielinen väestö, B Mustalaiset, C Saamelaiset; XVIII Väestöpyramidit; XIX Taululuettelot — Folkräkning 1970: I Allmänna demografiska uppgifter; II A—B Näringsgren och yrkesställning; III Arbetsplatsens belägenhet; IV Tätorter; V Bostadsbeståndet; VI Hushållens struktur; VII A—B Utbildning; VIII Familjer; IX Yrke och socialställning; X Byggnadsbeståndet, affärs- o.a. dyl. lokaler; XI Arbetskraft och inkomstkälla; XII Sommarstugor; XIII Inkomster efter yrke, utbildning osv.; XIV Hushållens bostadsförhållanden; XV Undersökning angående barnantal; XVI Statistikkartor; XVII A Den svenskspråkiga befolkningen, B Zigenarna, C Samebefolkningen; XVIII Befolkningspyramider; XIX Tabellförteckningar — *Population census 1970: I General demographic data; II A—B Industry and industrial status; III Place of work; IV Localities; V Housing; VI Structure of households; VII A—B Education; VIII Families; IX Occupation and social position; X Buildings, premises in commercial use etc.; XI Labour force of livelihood; XII Summer cottages; XIII Incomes by occupation, education etc.; XIV Housing conditions of households; XV Fertility study; XVI Statistical maps; XVII A Swedish-speaking population, B Gypsies, C Lappish population XVIII Population pyramids; XIX List of tables*
- VII B: 86. Postipankin hallituksen kertomus vuodelta 1975 — Postbanksstyrelsens berättelse för år 1975.
- VII C (=A,C,E): 65. Pankit 1974 — Bankerna 1974 — *The Banks 1974*. (13,—)
- VII D: 00. Vuodesta 1974 tilasto on siirretty sarjaan Tilastotiedotus RT — Fr.o.m. 1974 har statistiken överförs till serien Statistisk rapport RT — *From 1974 the statistics have been transferred to the Series Statistical Reports RT*.
- X: 97. Yleissivistävät oppilaitokset lukuvuosi 1974/75 — Allmänbildande läroanstalten, läsåret 1974/75 — *General, education; school year 1974/75*. (18,—)
- XI: 72. Yleinen terveyden- ja sairaanhoito 1969—1970 — Allmän hälso- och sjukvård 1969—1970 — *Public Health and Medical Care 1969—1970*. (35,—)
- XIII: 91. Posti- ja lennätinlaitos 1975 — Post- och telegrafverket 1975 — *Post and Telegraph Office 1975*.
- XIV A: 74. Maanmittaus. Maanmittaushallituksen kertomus 1976 — Lantmäteriet. Lantmäteristyrelessen berättelse 1976 — *Land surveying. Report for the period 1976*.
- XVII A: 8. Metsätilastollinen vuosikirja 1975 — Skogsstatistisk årsbok 1975 — *Yearbook of forest statistics*.<sup>3)</sup>
- XVIII A: 94. Teollisuustilasto 1973 — Industristatistik 1973 — *Industrial statistics of Finland 1973: I* (26,—) *II* (72,—)
- XVIII A: 95. Teollisuustilasto 1974 — Industristatistik 1974 — *Industrial statistics of Finland 1974: I*. (60,—)
- XVIII C: 15. Talonrakennustilasto 1975 — Husbyggnadsstatistik 1975 — *House construction statistics 1975*. (13,—)
- XVIII D: 10. Asuntotuotanto 1975 — Bostadsproduktionen 1975 — *Production of dwellings 1975*.
- XIX: 90. Tie- ja vesirakennukset 1974 — Väg- och vattenbyggnaderna 1974. (35,—)
- XX: 93. Rautatietilasto 1975 — Järnvägsstatistik 1975 — *Railway Statistics in 1975*.
- XXI A: 21. Huoltoapu 1975 — Socialhjälp 1975 — *Social assistance 1975*.
- XXI A: 23. Sosiaalihuollon henkilökunta 1974 — Socialvårdens personal 1974 — *Staff of Social Welfare 1974*
- XXI A: 24. Kodinhoitoapu 1976 — Hemvårdshjälp 1976 — *Home help 1976*. (16,—)
- XXI B: 16. Sosiaalihuoltotilaston vuosikirja 1974 — Socialvårdsstatistisk årsbok 1974 — *Statistical yearbook of social welfare 1974*. (32,—)
- XXII A: 81. Vakuutusyhtiöt 1975 — Försäkringsbolagen 1975 — *The insurance companies 1975*. (45,—)
- XXIII A: 112. Rikollisuus. Poliisin tietoon tullut rikollisuus 1975 — Brottslighet. Brottslighet som kommit till polisens kännedom 1975 — *Criminality. Criminality known to the police 1975*. (16,—)

<sup>1)</sup> 60,— <sup>2)</sup> à 12,— <sup>3)</sup> 16,—

- XXIII B: 110. Rikollisuus. Tuomioistuinten tutkimat rikokset 1974. Brottslighet. Vid domstolar rannsakade brott 1974 — *Criminality. Criminal cases tried by the courts 1974*. (15,—)
- XXIII C: 92. Tuomioistuinten toiminta vuonna 1974 — Domstolarnas verksamhet år 1974 — *Function of courts 1974*. (8,—)
- XXVI A: 27. Työtapaturmat 1973, 1974, 1975 — Olycksfall i arbetet 1973, 1974, 1975 — *Industrial accidents 1973, 1974, 1975*. (10,—)
- XXIX A: 30. Tasavallan presidentin valitsijamiesten vaalit 1968 — Val av elektor för valet av republikens president 1968 — *Elections of presidential electors 1968*. (7,—)
- XXIX A: 33. Kansanedustajain vaalit 1975 — Riksdagsmannavalet 1975 — *Parliamentary elections 1975*. (16,—)
- XXIX B: 5. Kunnallisvaalit 1976 — Kommunalvalet 1976 — *Municipal elections 1976*. (18,—)
- XXXI: 46. Kuntien talous 1973 — Kommunernas ekonomi 1973 — *Economy of the communes 1973*. (12,—)
- XXXII: 37. Sosiaalisten kerrostumien määrälliset vahvuudet — De sociala skiktens kvantitativa numerärer — *Quantitative analyses of social strata in Finland*. (16,—)
- XXXII: 38. Työtapaturmat, työntekijäin ominaisuudet ja tapaturmien sattumisajankohta — *Industrial accidents in Finland, the characteristics of the injured persons and the moment of the accident*. (21,—)
- XXXII: 39. Merenkulkijoiden työtapaturmat vuosina 1970—1972 — Olycksfall i arbete som drabbat sjöfarare åren 1970—1972. (25,—)
- XXXII: 40. Vanhusten huoltokustannuksiin vaikuttavista tekijöistä — *Cost factors in welfare for the aged*. (20,—)
- XXXII: 41. Äärimmäisen ahtaasti asuvat ruokakunnat Suomessa vuonna 1970. — *Extremely crowded households in Finland 1970*. (14,—)
- XXXII: 42. Kuolemantapaukset työ- ja matkatapaturmissa vuonna 1972 — *Fatal accidents at work and coming to and from work in 1972*. (15,—)
- XXXII: 43. Terveystieteiden tavoitteet ja painopisteet, — eräiden maiden terveyspoliittisten suunnitelmien tarkastelua — *Aims and emphases in health care revealed by an examination of various countries' health policy programmes*. (20,—)
- XXXII: 44. Ikä ongelmana työelämässä — *Age as a problem in workinglife*. (16,—)
- XXXII: 45. Kotiapulaiset ja heidän työnantajansa — *Domestic servants and their employers*. (26,—)
- XXXII: 46. Imeväiskuolleisuuteen vaikuttavat sosiaaliset ja taloudelliset tekijät Suomessa v. 1910—1971 — *Social and economic factors influencing infant mortality in Finland between 1910 and 1971*. (21,—)
- XXXII: 47. Eri ikäisten teollisuuden työntekijäin palkkaus ja ylityöt.
- XXXII: 48. Sosiaaliturvan kehitys Suomessa 1950—1974. (21,—)
- XXXII: 49. Sosiaalimenot vuonna 1974 sekä ennakkotiedot vuodelle 1975 — Socialutgifterna år 1974 samt förhandsuppgifter om 1975 års socialutgifter — *Social expenditure in 1974 and preliminary data for 1975*.
- XXXII: 50. Eri ikäisten teollisuuden työntekijäin koulutus — *The training of industrial workers belonging to various age categories*. (21,—)
- XXXII: 51. Sosiaalisten tulonsiirtojen kohtaanto (18,—)
- XXXIV: 42—46. Eläinlääkintölaitos 1971—1975 — Veterinärväsendet 1971—1975 — *Veterinary service 1971—1975*.
- XXXIV: 18. Liikennetilastollinen vuosikirja 1976 — Samfärdselstatistisk årsbok 1976 — *Yearbook of transport statistics 1976*. (27,—)
- XXXVII: 5. Korkeakoulu 1970/71 — Högskolorna 1970/71 — *Higher education 1970/71*. (20,—)
- XXXVIII: 3. Tutkimustoiminta 1975 — Forskningsverksamheten 1975 — *Research activity 1975*. (9,—)
- XXXIX: 1. Maatilatalous: maatalouden yritys- ja tulotilasto 1973 — Gårdsbruk: gårdsbrukets företags- och inkomststatistik 1973 — *Farm economy: enterprise and income statistics of farm economy 1973* (18,—)
- XL: 1. Työvoimatiedustelu 1976 — Arbetskraftsenkäten 1976 — *Labour force survey 1976*. (16,—)

## Tilastokeskuksen julkaisusarjat — Statistikecentralens publikationsserier

*The series of publications of the Central Statistical Office of Finland*

### 1. Tiedotussarjat — Rapportserierna — Report Series

Vuosittainen luettelo Tilastokatsauksissa (myös eripainoksena) 1969: 2, 1970: 1, 1971: 1, 1972: 1, 1973: 1, 1974: 1, 1975: 1 — Årskatalog i Statistiska översikter (även särtryck) 1969: 2, 1970: 1, 1971: 1, 1972: 1, 1973: 1, 1974: 1, 1975: 1 — *Annual register in the Bulletin of Statistics (also reprint) 1969: 2, 1970: 1, 1971: 1, 1972: 1, 1973: 1, 1974: 1, 1975: 1*.

#### Tilastotiedotus — Statistisk rapport — Statistical Reports:

- VÄ Väestötalasto — Befolkningsstatistik — *Population Statistics*
- VL Vuoden 1970 väestölaskennan tiedot — Uppgifter om folkräkning år 1970 — *Data on 1970 Population Census*
- OI Oikeus- ja vaalitalasto — Rätts- och valstatistik — *Judicial and Election Statistics*
- TY Työvoimatilasto — Arbetskraftsstatistik — *Labour Force statistics*
- KO Koulutus- ja tutkimustilasto — Utbildnings- och forskningsstatistik — *Educational and Research Statistics*
- KT Kansantalouden tilinpito — Nationalräkenskaper — *National Accounting*
- TE Teollisuustilasto — Industristatistik — *Industrial Statistics*
- RA Rakennustilasto — Byggnadsstatistik — *Construction Statistics*
- KA Kauppatilasto — Handelsstatistik — *Trade Statistics*
- LI Liikennetilasto — Samfärdselstatistik — *Transport Statistics*
- RT Rahoitustilastot — Finansieringsstatistik — *Financial Statistics*
- YR Yritystilasto — Företagsstatistik — *Enterprise Statistics*
- PA Palkkatilasto — Lönestatistik — *Wage Statistics*
- TU Tulotilasto — Inkomststatistik — *Income Statistics*
- HI Hintatilasto — Prisstatistik — *Price Statistics*

#### Indeksitiedotus — Indexrapport — Index Reports

- TH Tukku- ja tuotannon hintaindeksi — Parti- och produktionsprisindex — *Wholesale and production price index*
- KH Kuluttajan hintaindeksi ja elinkustannusindeksi — Konsumentprisindex och levnadskostnadsindex — *Consumer price index and cost-of-living index*
- RK Rakennuskustannusindeksi — Byggnadskostnadsindex — *Building cost index*
- TR Tienrakennuskustannusindeksi — Vägbyggnadskostnadsindex — *Cost index of road construction*

## 2. Tutkimussarjat — Utredningsserierna — Research Series

### Tilastollisia tiedonantoja — Statistiska meddelanden — Statistical Surveys

Luettelo Suomen tilastollisissa vuosikirjassa — Register i Statistisk årsbok för Finland — Register in the Statistical yearbook of Finland.

50. Ympäristötilastollinen vuosikirja — *Yearbook of environmental statistics of Finland*. 1972. 102 s. (5,—)
51. Kotitaloustiedustelu 1966 — Hushållsbudgetundersökningen 1966 — *Household survey for 1966*. I Tekstiosa (18,—) — Textdel (30,—) — *Textvolume* (30,—), II Liitetaulukko-osa — Tabellbilaga — *Supplementary tables*. (25,—)
52. Väestöennusteet 1973—2000 — Befolkningsprognoser 1973—2000 — *Population projections 1973—2000*. (9,—)
53. Aluetilinpito 1960—70 — Regionalbokföringen 1960—70 — *Regional accounting 1960—70*. (17,—)
54. Katsaus Suomen väestökehitykseen. (17,—)
55. Kotitaloustiedustelu 1971, osa I: Kotitalouksien kulutusmenot, osa II: Kotitalouksien tulot ja tulojen jakaantuminen, osa III: Ruoka-aineiden kulutusmäärät. Kestokulutushyödykkeiden omistus ja hankintatapa. Vapaa-ajan käyttö — Hushållsbudgetundersökningen 1971, del I: Hushållens konsumtionsutgifter, del II: Hushållens inkomster och inkomstfördelningen, del III: Livsmedlens konsumtionsmängd. Ägandet och anskaffningsätt av varaktiga konsumtionsvaror. Utnyttjande av fritid — *Household survey 1971, volume 1: Household consumption expenditure, volume 2: Household income and income distribution, volume 3: Consumption of foodstuffs. Ownership and mode of acquisition of durable goods. Use of leisure*.
56. Ympäristötilasto 1974: tilastotietoja ympäristön tilasta Suomessa vuosina 1964—1974 — *Miljöstatistik 1974: statistiska uppgifter om miljöförhållanden i Finland åren 1964—1974 — Environmental statistics 1974: Statistical information on the condition of the environment in Finland in 1964—1974*. (26,—)
57. Aluetilinpito: tuotanto, työllisyys ja kiinteän pääoman bruttomuodostus lääneittäin vuonna 1973 — *Regionalräkenskaper: produktionen, sysselsättningen och den inhemska bruttobildningen av fast kapital länsvis 1973 — Regional accounting: production, employment and gross domestic fixed capital formation by provinces in 1973*. (18,—)

### Tilastokeskuksen tutkimuksia — Statistikcentralens undersökningar — Studies of Central Statistical Office

Luettelo Tilastokatsauksissa 1972: 1, 1973: 1, 1974: 1, 1975: 1 — Register i Statistiska översikter 1972: 1, 1973: 1, 1974: 1, 1975: 1 — Register in the Bulletin of Statistics 1972: 1, 1973: 1, 1974: 1, 1975: 1.

20. Ympäristötilastollisen tietojärjestelmän kehikko. (5,—)
21. Kokonaistaloudelliseen ohjelmointimalliin perustuva tutkimus tuotantotehtäjäiden allokatiosta Suomessa. (5,—)
22. Maassamuutto ja pohjoismainen muuttoliike vuonna 1970. (5,—)
23. *The framework of an Information System of Environmental Statistics*. (3,—)
24. Osamaksukauppa ja sen säätely Suomessa vuosina 1969—1972. (5,—)
25. Ruotsissa vuosina 1946—1970 ansiotyössä ollut suomalaisväestö. (3,—)
26. Neuvostoliiton suunnittelujärjestelmästä. (7,—)
27. Tulonjaon kehityspiirteitä. II, vuodet 1960—1972. (4,—)
28. Systeemitheorian ja systeemidynamiikan peruskäsitteitä. (2,—)
29. Sosialistimaissa sovellettava kansantalouden tilinpitojärjestelmä.
30. Teollisuustuotannon kuukausivolyymi-indeksin virheet ja niiden korjaaminen lineaarisella regressiomallilla. (5,—)
31. Vuoden 1974 kuntien kalleustutkimus. (12,—)
32. Hintaindeksit ja laadunmuutokset, sovellutus henkilöautojen hintakehityksen mittaamiseen. (16,—)
33. Kuolleisuus. Kuolleisuuden alueellinen jakaantuminen Suomessa 1961—1972 — *Dödlighet. Dödlighetens regionala fördelning i Finland 1961—1972 — Mortality. Regional distribution of mortality in Finland 1961—1972*. (20,—)
34. Kokonaistaloudellisia ongelmia II. (16,—)
35. *Finnish survey on relative income differences*. (16,—)
36. Syntyvyys. Syntyvyyden kehitys ja alueelliset erot Suomessa — *Fruksamhet. Fruksamhetens utveckling och regionala skillnader i Finland — Fertility. Development and regional differences of fertility in Finland*. (20,—)
37. Tulonjako. Kotitalouksien ja yksityisten tulonsaajien tulonjako ja sen kehitys vuosina 1966—1974 — *Inkomstfördelning. Fördelningen av hushållens och privata inkomstagares inkomster och dess utveckling åren 1966—1974 — Income distribution. Distribution of income of households and private income recipients and its development in 1966—1974*.
38. Kuluttajahintaindeksi. Menetelmät ja käytäntö: Alueittaiset ja väestöryhmittäiset kuluttajahintaindeksit (1972 = 100) ja alueittainen kuluttajahintatilasto. — *Consumer price index. Methods and practice*.
39. Kansantalouden tilinpidon ennakkotilaston luotettavuus Suomessa vuosina 1968—1973. (16,—)
40. Kuolleisuus: kuolleisuuden jakaantuminen kuoleman syiden mukaan 1951—1972 — *Dödlighet: om dödlighetens fördelning enligt dödsorsak 1951—1972 — Mortality on distribution of mortality by causes of death 1951—1972*. (16,—)
42. Siirtolaistilastojen kehittyminen Pohjoismaissa. (16,—)
43. Talonrakennusten tuotantokustannukset Suomessa vuonna 1973. (16,—)
44. Työvoimakehityksen ennustaminen. (18,—)

## 3. Käsikirjoja — Handböcker — Handbooks

1. Koulutusluokitus. Uusittu laitos 31. 12. 1975 tilanteen mukaisena. 142 s. (20,—)
1. Utbildningsklassificering 1973 enligt ställningen 31. 12. 1973. (*Classification of education*). (20,—)
3. Tilasto-opas. Uusittu laitos. (10,—)
4. Toimialaluokitus (TOL) — Näringsgrensindelningen (NI) — *Standard industrial classification (SIC)*. (5,—)
5. Institutionaalisten sektorien luokitus — Den institutionella sektorindelningen.
6. Rahoitusvaateiden luokitus — Klassificering av finansobjekt — *Classification of financial assets and liabilities*. (2,—)
7. Tilastohaastattelijan opas 1975.
7. Statistikintervjuarens guide 1975.

**Tilastokatsauksissa v. 1977 julkaistut tilastokäyrät:**

|   |          |
|---|----------|
| Elinkustannusindeksi (1951: X = 100) . . . . .                            | 2, 7, 12 |
| Kehitetty sähköenergia . . . . .  | 1, 6, 11 |
| Markkinahakkuut . . . . .   | 1, 6, 11 |
| Myönnetyt talonrakennusluvut . . . . .                                    | 5, 9     |
| Paperin ja pahvin tuotanto ja vienti . . . . .                            | 3, 8     |
| Rakennuskustannusindeksi (1973 = 100) . . . . .                           | 2, 7, 12 |
| Sahatun ja höylätyn puutavaran vienti . . . . .                           | 4, 10    |
| Selluloosan tuotanto ja vienti . . . . .                                  | 3, 8     |
| Sementin tuotanto . . . . .   | 5, 9     |
| Teollisuustuotannon volyymi-indeksi . . . . .                             | 3, 8     |
| Tiilien tuotanto . . . . .  | 5, 9     |
| Tukkuhinta-indeksi (1949 = 100) . . . . .                                 | 2, 7, 12 |
| Tukku- ja vähittäiskaupan myynnin volyymi-indeksit (1972 = 100) . . . . . | 1, 6, 11 |
| Tuonnin ja viennin volyymi-indeksi . . . . .                              | 4, 10    |
| Työttömät . . . . .   | 4, 10    |
| Vanerin vienti . . . . .  | 4, 10    |
| Valmistuneet rakennukset . . . . .  | 5, 9     |

**I Statistiska översikter år 1977 publicerade diagram:**

|  |          |
|--|----------|
| Alstrad elektrisk energi . . . . .   | 1, 6, 11 |
| Arbetslösa . . . . .   | 4, 10    |
| Beviljade byggnadstillstånd . . . . .                                      | 5, 9     |
| Byggnadskostnadsindex (1973 = 100) . . . . .                               | 2, 7, 12 |
| Export av faner . . . . .  | 4, 10    |
| Export av sågade och hyvlade trävaror . . . . .                            | 4, 10    |
| Färdigställda byggnader . . . . .  | 5, 9     |
| Levnadskostnadsindex (1951: X = 100) . . . . .                             | 2, 7, 12 |
| Marknadsavverkningar . . . . .   | 1, 6, 11 |
| Partiprisindex (1949 = 100) . . . . .                                      | 2, 7, 12 |
| Produktion av cement . . . . .   | 5, 9     |
| Produktionen och exporten av cellulosa . . . . .                           | 3, 8     |
| Produktionen och exporten av papper och papp . . . . .                     | 3, 8     |
| Tegelproduktionen . . . . .  | 5, 9     |
| Volymindex för importen och exporten . . . . .                             | 4, 10    |
| Volymindex för industriproduktionen . . . . .                              | 3, 8     |
| Volymindex för parti- och detaljhandels försäljning (1972 = 100) . . . . . | 1, 6, 11 |

**Virkalähetys Valtion painatuskeskuksesta**

Julkaisuja myy:

Publicationerna säljes av:

*Publications can be obtained from:*

Valtion painatuskeskus  
Annankatu 44  
00100 Helsinki 10

Statens tryckericentral  
Annegatan 44  
00100 Helsingfors 10

1277002906